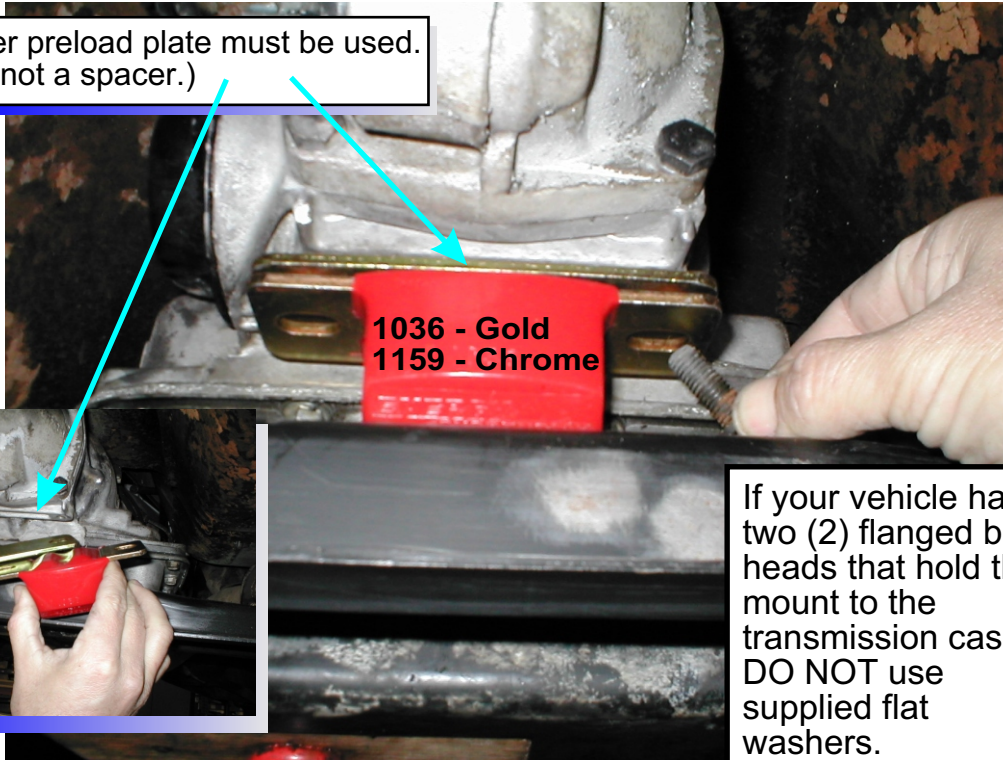


Instruction Sheet This mount holds US Patent # 5,551,661

Set # 3-1108 (Gold plated) Set# 3-1132 (Chrome Plated)
GM Multi-application transmission mount. One and two bolt style.




Upper preload plate must be used.
(It is not a spacer.)



1036 - Gold
1159 - Chrome




If your vehicle has two (2) flanged bolt heads that hold the mount to the transmission case, DO NOT use supplied flat washers.



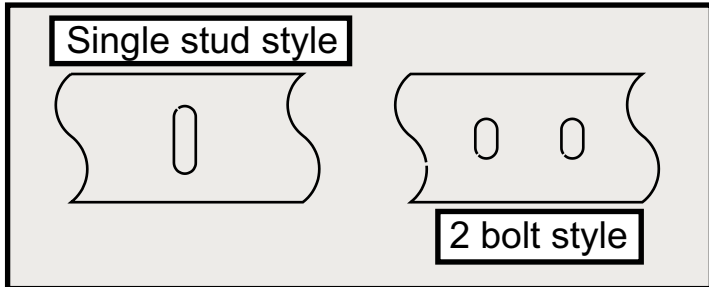
Install mount with radius toward rear of vehicle

The urethane transmission mount was designed for use as a two bolt or single center bolt mounting application. On the single bolt style, one of the supplied bolts will not be used. Do not use this extra bolt assembly anywhere else as most of the other positions are metric.



Side view (cutaway) showing safety interlock

Crossmember center section diagram



Before installing the new mount, be sure to check the transmission crossmember for cracks or damage at the slotted hole areas. Repair or replace the crossmember if any damage is evident. On high performance(race condition) applications, reinforcing the area around the mounting point of the crossmember is recommended. This type of crossmember has an inherent problem with stress cracks around the bolt holes. Always check the front engine mounts and replace if necessary.

Tighten all fasteners to factory specifications.

17112