

Installation instructions

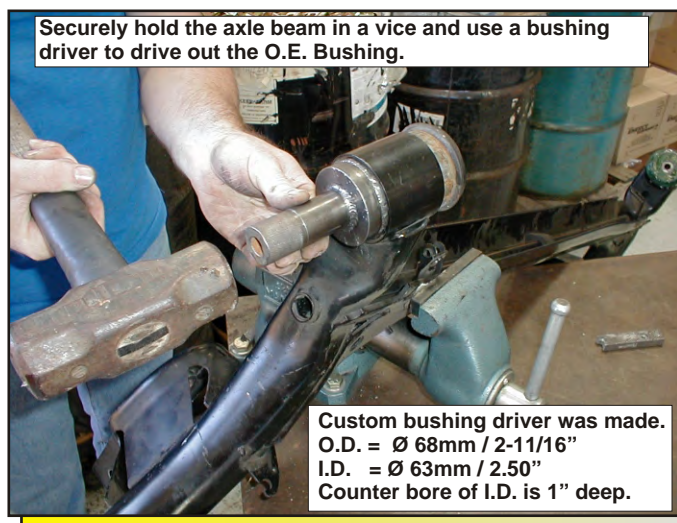

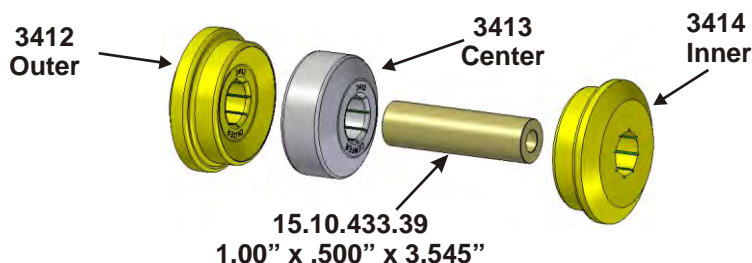
For set # 15.3118
99-03 VW Golf A-4 Platform
Rear Axle Beam Bushings



It is recommended that if you are unfamiliar with this type of work that you refer to a qualified service center specializing in this type of work. It is also recommended that if you choose to do this work yourself that a factory service manual be obtained for the proper procedures pertaining to removal, replacement and proper torque specifications for your vehicle. This instruction sheet is intended as a guideline for the safe installation of Energy Suspension's polyurethane bushings, once you have removed the factory suspension components from your vehicle. Wheel alignment is almost always disturbed when suspension components are removed or replaced. It is recommended that you have the alignment checked on your vehicle at a qualified alignment shop.

Parts list:

- 2 ea 3412 (outer bushing for both sides).
- 2 ea 3413 (center bushing for both sides).
- 2 ea 3414 (inner bushing for both sides).
- 2 ea 15.10.433.39 (1.00" x .500" x 3.545" sleeve).
- 6 ea 9.11108 (Formula 5 Prelube).



17399

[View other performance suspension parts made by Energy Suspension on our website.](#)