



# EDELBROCK CARBURETOR LINKAGE BRACKET ADAPTER

For use with 1968-1971 Pontiac V8 Engines

Part #8015

Please study these instructions carefully before installing your new linkage adapter.

**NOTES:**

1. Adapter bracket to be used when installing Pontiac Performer or Torker II manifolds.
2. Modify old accelerator cable bracket as shown in Figures 1 and 2, and assemble as shown in Figure 3.

**LIST OF MATERIAL IN KIT:**

ITEM	QTY.	DESCRIPTION
1	1	BRACKET ADAPTER NO. P68-71
2	2	WASHER, 5/16 FLAT
3	1	SCREW, HX. HEAD CAP 5/16-18 UNC x 1.0 LONG
4	1	SCREW, SLOTTED FLAT HEAD MACHINE 5/16-18 UNC x 1/2" LONG
5	1	WASHER, 1/4 FLAT
6	1	SCREW, HX. HEAD CAP 1/4-20 UNC x 1/2" LONG
7	1	SCREW, HX. HEAD CAP 5/16-18 UNC x 1/2" LONG

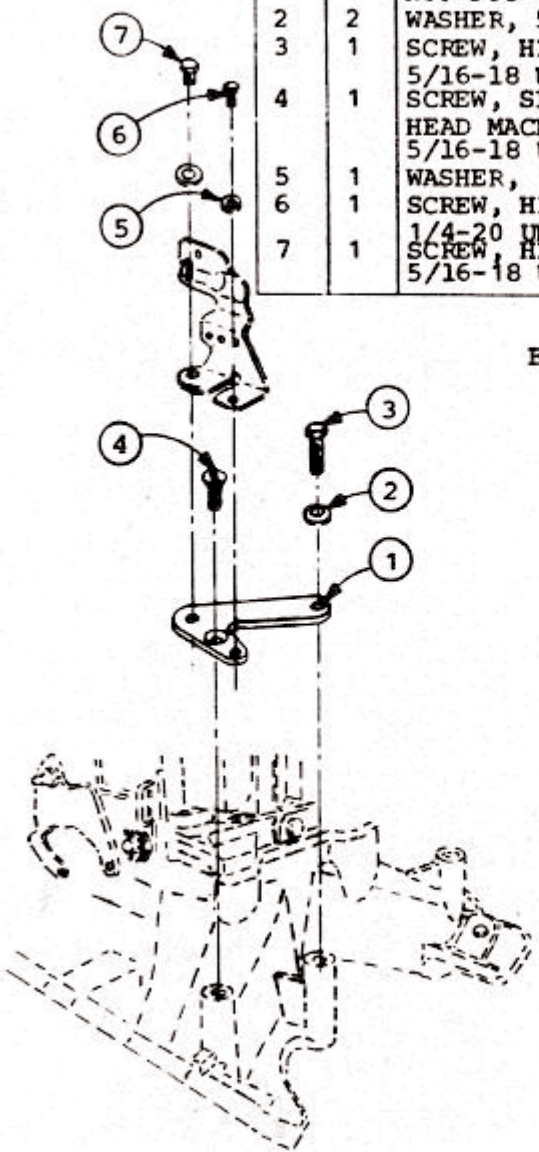


FIGURE 3, ASSEMBLY OF PARTS FOR ALL PONTIACS 1968 THRU 1971.

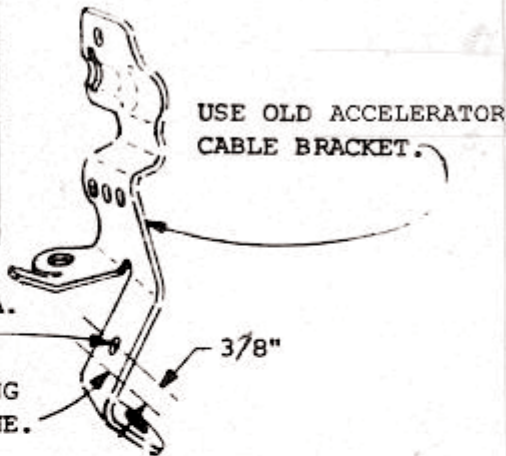


FIGURE 1, CUTTING-OFF LEG OF ACCELERATOR CABLE BRACKET.

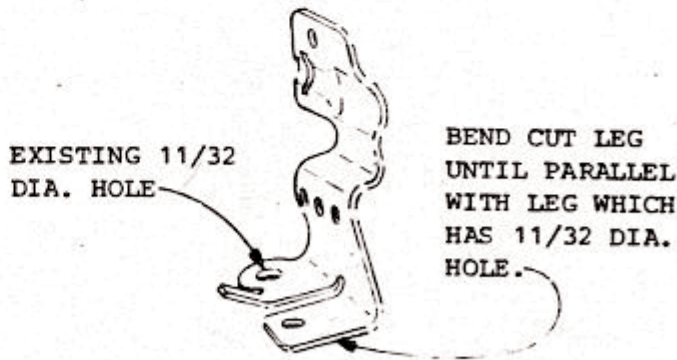


FIGURE 2, BENDING OF LEG.