



## DIRECTIONAL LEDS







### ED9215

#### Combination Warning and Worklight

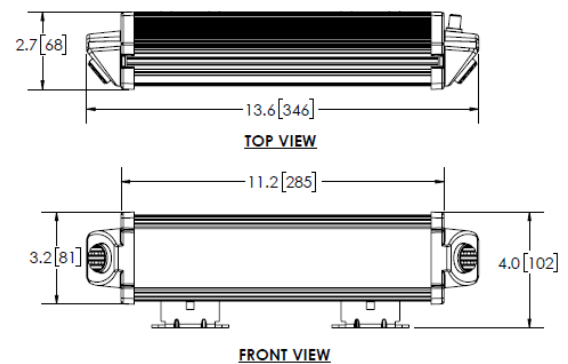
The ED9215 is ideal for mounting on bumpers or the grille. It produces 135° of coverage and features a powerful light to illuminate the job site. The intense white light is in the center and it is flanked by dual-color warning lights. Two Hide-A-LED™ warning lights are mounted at a 45° angle on each end to provide effective off-angle visibility. Be seen and get the job done safely with this all-in-one, directional lighting solution.

#### Models


PART NO.	LED COLOR	CALCULATED RAW LUMENS	RAW LUMENS	AMPS
ED9215AW		5,000	2,350	3.3
ED9215BW		5,000	2,350	3.3
ED9215RB		5,000	2,350	3.3
ED9215RW		5,000	2,350	3.3

#### Design Features

- 12-24 VDC
- 69 flash patterns
- Combines powerful work light with warning light in a single unit
- Aluminum housing with channels for versatile mounting options with included brackets
- Syncs with up to 8 devices
- Dim function in warning mode
- Temperature range: -40°F to 158°F (-40°C to 70°C)



#### Components



#### Side View

