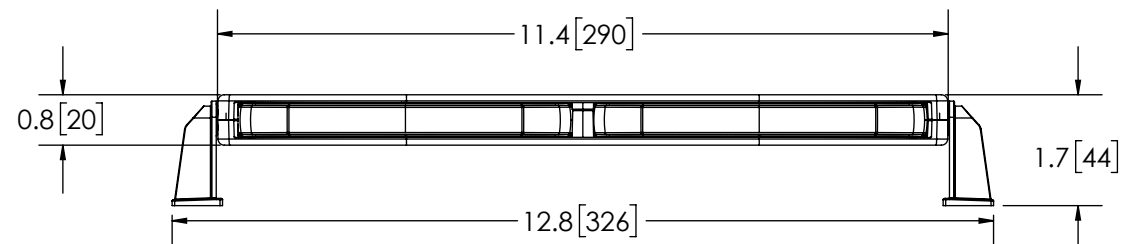
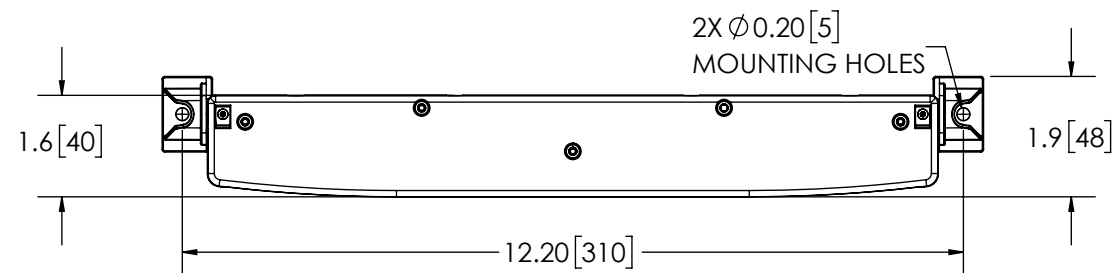


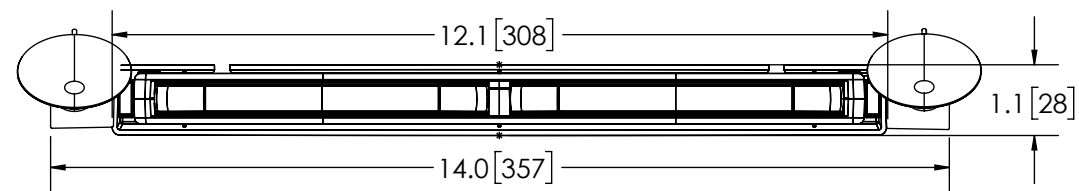
REVISION HISTORY		
REV.	DESCRIPTION	DATE
03	REVISED PER EL0180	2020-12-14
A	INITIAL RELEASE PER EL0180	2021-02-15
B	REVISED PER EL0180	2021-05-03




**FRONT VIEW, WITHOUT SHROUD**




**TOP VIEW, WITHOUT SHROUD**



**FRONT VIEW, WITH SHROUD**



**TOP VIEW, WITH SHROUD**



**TOP VIEW, WITH SHROUD AND SUCTION CUPS**

**SPECIFICATIONS**

- CERTIFICATIONS: ECE R10; AMECA/SAE J595 (MAR 2014) CLASS 1; (SEE CHART); CA Title 13 (SEE CHART); ; Note: Unique components, accessories, and hardware kits are not typically included in the Product Certification Test Protocols. Unless otherwise Specified, the Product Certifications referred to herein are predicated upon the base product model configuration.
- FLASH MODE: SINGLE : 75 ± 5 FLASHES PER MINUTE  
DOUBLE : 75 ± 5 FLASHES PER MINUTE  
QUAD : 75 ± 5 FLASHES PER MINUTE
- VOLTAGE (NOMINAL): 12-24 VDC
- VOLTAGE (EXTREME): 10-30 VDC
- CURRENT (PEAK): SEE CHART (@ 12 VDC NOMINAL)
- POWER (MAXIMUM): SEE CHART (@ 12 VDC NOMINAL)
- TEMPERATURE RANGE: -40°F (-40°C) TO 149°F (65°C)
- CONNECTION: CIG PLUG W/ON-OFF SWITCH
- MOUNTING: ADHESIVE, SUCTION CUP OR 2 SCREWS
- BASE MATERIAL: POLYCARBONATE
- LENS MATERIAL: POLYCARBONATE
- PRODUCT WEIGHT: 1.7 LBS (0.77 Kg)

FGS. PRODUCT CHART					
FGS. NO.	COLOR	CURRENT (PEAK) A	POWER (MAX) W	SAE J595	CA T13
ED5051VDL2-AW	AMB/WHT	1.7	21.1	CLASS 1; AMB, WHT	CLASS B; AMB
ED5051VDL2-BW	BLU/WHT	1.6	20.7	CLASS 1; BLU, WHT	CLASS B; BLU
ED5051VDL2-RW	RED/WHT	1.6	21.0	CLASS 1; RED, WHT	CLASS B; RED
ED5051VDL2-RWBW	RED/WHT/BLU/WHT	1.6	20.0	CLASS 1; WHT	-

**DISCLAIMER**  
DIMENSIONS, ILLUSTRATIONS, SPECIFICATIONS AND CERTIFICATIONS CONTAINED IN THIS DOCUMENT ARE TYPICAL OF THE ACTUAL PRODUCT AND ARE SUBJECT TO CHANGE. ECCO ENGINEERING DOES NOT MAINTAIN FORMAL DESIGN CONTROL OF THIS PRODUCT.

**MOUNTING DISCLAIMER**  
MOUNTING MEASUREMENT IS FOR REFERENCE ONLY. MEASURE BEFORE DRILLING.

- NOTES:**
- 1.42" CIGARETTE PLUG CABLE NOT SHOWN FOR CLARITY
  - ROHS COMPLIANT
  - DIMENSIONS IN INCHES[MILLIMETERS (FOR REFERENCE)]

PROPRIETARY AND CONFIDENTIAL INFORMATION  
THIS DRAWING AND THE DESIGN AND OTHER INFORMATION DISCLOSED HEREIN ARE THE PROPERTY OF ELECTRONIC CONTROLS COMPANY AND/OR ITS ECCO SAFETY GROUP AFFILIATES ("ECCO") AND IS ISSUED IN CONFIDENCE TO RECIPIENT FOR ENGINEERING INFORMATION PURPOSES ONLY. THIS DRAWING AND THE DESIGN AND OTHER INFORMATION DISCLOSED HEREIN MAY NOT BE USED, COPIED, REPRODUCED OR OTHERWISE DISCLOSED IN PART OR IN WHOLE TO THIRD PARTIES OR USED FOR ANY OTHER PURPOSE WITHOUT PRIOR ECCO WRITTEN CONSENT. ECCO RESERVES ALL PATENT, COPYRIGHT, TRADEMARK AND OTHER PROPRIETARY RIGHTS TO THIS DOCUMENT, INCLUDING ALL DESIGN, MANUFACTURING, REPRODUCTION, USE AND SALES RIGHTS THEREIN. THIS DRAWING IS SUBJECT TO RECALL BY ECCO AT ANY TIME, AND YOUR POSSESSION AND/OR USE CONSTITUTES ACCEPTANCE OF THESE TERMS. ©2020 ELECTRONIC CONTROLS COMPANY

SCALE 1:3	APPROVALS	DATE	
CAD GENERATED DRAWING DO NOT MANUALLY UPDATE. MODEL REFERENCED: 01	DRAWN BY JW	2021-04-26	
TOLERANCES ARE IN INCHES, AND MILLIMETERS TOLERANCES UNLESS OTHERWISE STATED ARE:	CHECKED BTK	2021-04-26	
MECH. ENG.			<b>DIRECTIONAL, VISOR, DECK, DASH, 2 LIGHTS</b>
ELEC. ENG.			
TEST ENG. BAK		2021-05-03	CUSTOMER PART NO. <b>SEE CHART</b>
SALES.			SIZE: B DWG. NO. ED5051VDL2-XX
THIRD ANGLE PROJECTION			Project: EL0180 Date Created: 2020-11-16
	Electronically Controlled Use Latest Copy	SHEET 1 OF 1	REV. B