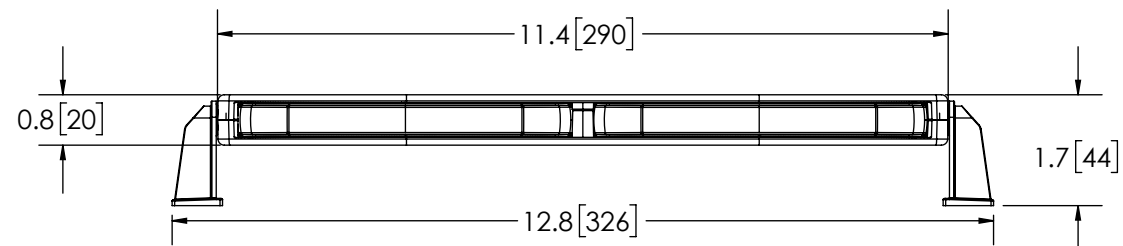
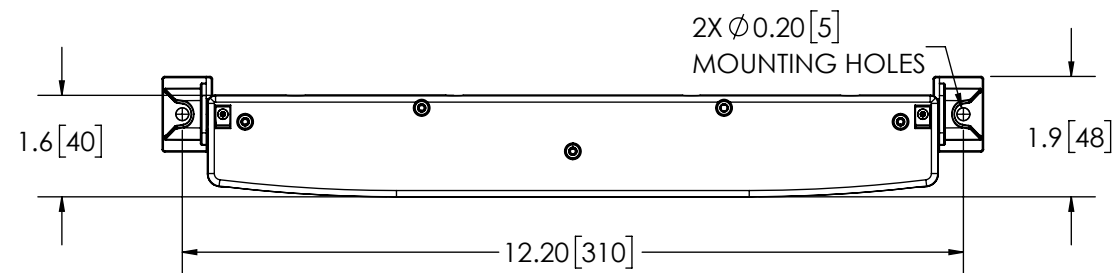


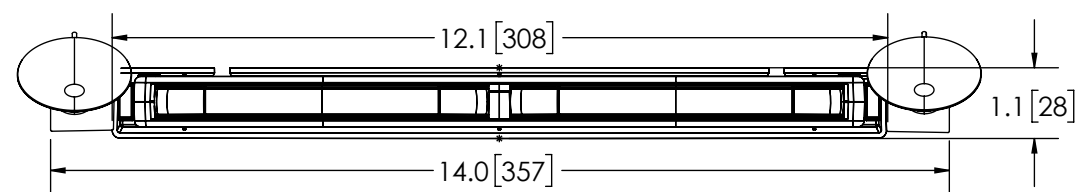
REVISION HISTORY		
REV.	DESCRIPTION	DATE
03	REVISED PER EL0180	2020-12-14
A	INITIAL RELEASE PER EL0180	2021-02-15
B	REVISED PER EL0180	2021-05-03




FRONT VIEW, WITHOUT SHROUD



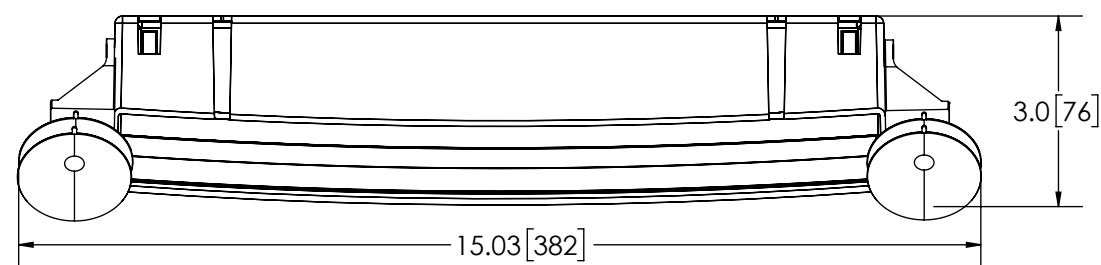
TOP VIEW, WITHOUT SHROUD



FRONT VIEW, WITH SHROUD



TOP VIEW, WITH SHROUD



TOP VIEW, WITH SHROUD AND SUCTION CUPS

SPECIFICATIONS

- CERTIFICATIONS: ECE R10; AMECA/SAE J595 (MAR 2014) CLASS 1; (SEE CHART); CA Title 13 (SEE CHART); ; Note: Unique components, accessories, and hardware kits are not typically included in the Product Certification Test Protocols. Unless otherwise Specified, the Product Certifications referred to herein are predicated upon the base product model configuration.
- FLASH MODE: SINGLE : 75 ± 5 FLASHES PER MINUTE
DOUBLE : 75 ± 5 FLASHES PER MINUTE
QUAD : 75 ± 5 FLASHES PER MINUTE
- VOLTAGE (NOMINAL): 12-24 VDC
- VOLTAGE (EXTREME): 10-30 VDC
- CURRENT (PEAK): SEE CHART (@ 12 VDC NOMINAL)
- POWER (MAXIMUM): SEE CHART (@ 12 VDC NOMINAL)
- TEMPERATURE RANGE: -40°F (-40°C) TO 149°F (65°C)
- CONNECTION: CIG PLUG W/ON-OFF SWITCH
- MOUNTING: ADHESIVE, SUCTION CUP OR 2 SCREWS
- BASE MATERIAL: POLYCARBONATE
- LENS MATERIAL: POLYCARBONATE
- PRODUCT WEIGHT: 1.7 LBS (0.77 Kg)

FGS. PRODUCT CHART					
FGS. NO.	COLOR	CURRENT (PEAK) A	POWER (MAX) W	SAE J595	CA T13
ED5051VDL2-AW	AMB/WHT	1.7	21.1	CLASS 1; AMB, WHT	CLASS B; AMB
ED5051VDL2-BW	BLU/WHT	1.6	20.7	CLASS 1; BLU, WHT	CLASS B; BLU
ED5051VDL2-RW	RED/WHT	1.6	21.0	CLASS 1; RED, WHT	CLASS B; RED
ED5051VDL2-RWBW	RED/WHT/BLU/WHT	1.6	20.0	CLASS 1; WHT	-

DISCLAIMER

DIMENSIONS, ILLUSTRATIONS, SPECIFICATIONS AND CERTIFICATIONS CONTAINED IN THIS DOCUMENT ARE TYPICAL OF THE ACTUAL PRODUCT AND ARE SUBJECT TO CHANGE. ECCO ENGINEERING DOES NOT MAINTAIN FORMAL DESIGN CONTROL OF THIS PRODUCT.

MOUNTING DISCLAIMER
MOUNTING MEASUREMENT IS FOR REFERENCE ONLY. MEASURE BEFORE DRILLING.

- NOTES:**
- 1.42" CIGARETTE PLUG CABLE NOT SHOWN FOR CLARITY
 - ROHS COMPLIANT
 - DIMENSIONS IN INCHES[MILLIMETERS (FOR REFERENCE)]

PROPRIETARY AND CONFIDENTIAL INFORMATION

THIS DRAWING AND THE DESIGN AND OTHER INFORMATION DISCLOSED HEREIN ARE THE PROPERTY OF ELECTRONIC CONTROLS COMPANY AND/OR ITS ECCO SAFETY GROUP AFFILIATES ("ECCO") AND IS ISSUED IN CONFIDENCE TO RECIPIENT FOR ENGINEERING INFORMATION PURPOSES ONLY. THIS DRAWING AND THE DESIGN AND OTHER INFORMATION DISCLOSED HEREIN MAY NOT BE USED, COPIED, REPRODUCED OR OTHERWISE DISCLOSED IN PART OR IN WHOLE TO THIRD PARTIES OR USED FOR ANY OTHER PURPOSE WITHOUT PRIOR ECCO WRITTEN CONSENT. ECCO RESERVES ALL PATENT, COPYRIGHT, TRADEMARK AND OTHER PROPRIETARY RIGHTS TO THIS DOCUMENT, INCLUDING ALL DESIGN, MANUFACTURING, REPRODUCTION, USE AND SALES RIGHTS THEREIN. THIS DRAWING IS SUBJECT TO RECALL BY ECCO AT ANY TIME, AND YOUR POSSESSION AND/OR USE CONSTITUTES ACCEPTANCE OF THESE TERMS. ©2020 ELECTRONIC CONTROLS COMPANY

SCALE 1:3		APPROVALS	DATE						
CAD GENERATED DRAWING DO NOT MANUALLY UPDATE. MODEL REFERENCED: 01		DRAWN BY JW	2021-04-26						
TOLERANCES ARE IN INCHES, AND MILLIMETERS TOLERANCES UNLESS OTHERWISE STATED ARE:		CHECKED BTK	2021-04-26						
<table border="1"> <tr> <th>MILLIMETERS DECIMALS</th> <th>INCHES DECIMALS</th> <th>ANGLES</th> </tr> <tr> <td>XX ± 1.0mm XX.X ± 0.5mm</td> <td>X.X ± 0.1 X.XX ± 0.04 X.XXX ± 0.02</td> <td>± 0.5° FRACTIONS ± 1/64</td> </tr> </table>		MILLIMETERS DECIMALS	INCHES DECIMALS		ANGLES	XX ± 1.0mm XX.X ± 0.5mm	X.X ± 0.1 X.XX ± 0.04 X.XXX ± 0.02	± 0.5° FRACTIONS ± 1/64	MECH. ENG.
MILLIMETERS DECIMALS	INCHES DECIMALS	ANGLES							
XX ± 1.0mm XX.X ± 0.5mm	X.X ± 0.1 X.XX ± 0.04 X.XXX ± 0.02	± 0.5° FRACTIONS ± 1/64							
		ELEC. ENG.							
		TEST ENG. BAK	2021-05-03						
		SALES.							
THIRD ANGLE PROJECTION 		Electronically Controlled Use Latest Copy		DIRECTIONAL, VISOR, DECK, DASH, 2 LIGHTS					
		CUSTOMER PART NO. SEE CHART		SIZE: B					
		DWG. NO. ED5051VDL2-XX		REV. B					
		SHEET 1 OF 1 Project: EL0180		Date Created: 2020-11-16					