







DIRECTIONAL LEDS



ED3974 SERIES Window Shroud Light

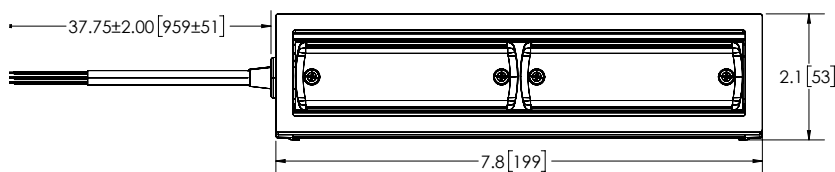
The ED3974 Series directional warning light tightly mounts to interior windows using very high bond tape. This low-profile, dual-color LED light is adjustable 7.5° up or down to accommodate a variety of window angles. Choose from four color combinations, each producing 67 flash patterns including steady-burn.

Models

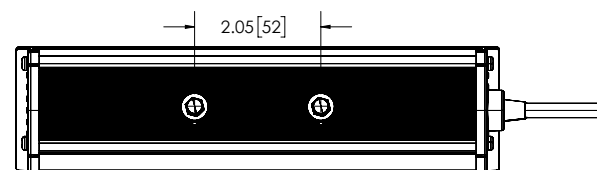
PART NO.	LED COLOR	VDC	AMPS
ED3974AW		12-24	1.7
ED3974BW		12-24	1.7
ED3974RW		12-24	1.7
ED3974RWBW		12-24	1.7

Design Features

- 67 flash patterns
- Features two high-performance, dual-color lighthoods
- Compact, low-profile interior warning light
- VHB tape mount secures to window to avoid flash back
- Lighthoods adjust 7.5° up and down
- Temperature range: -40°F to 149°F (-40°C to 65°C)



FRONT VIEW



BACK VIEW