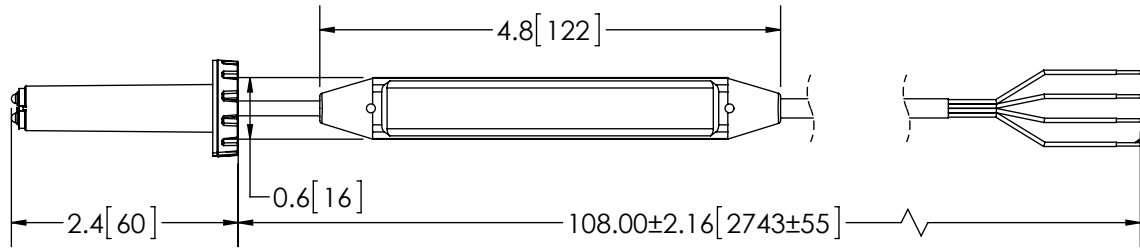


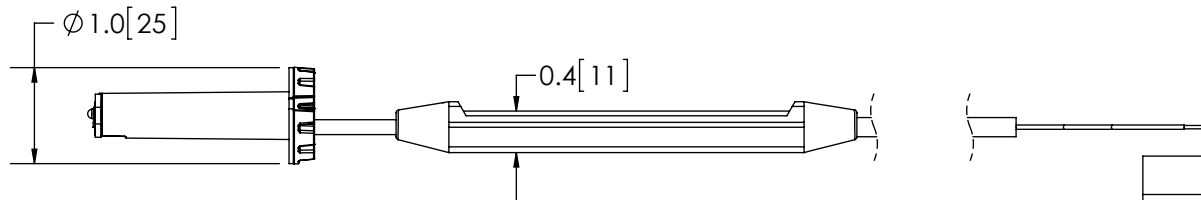
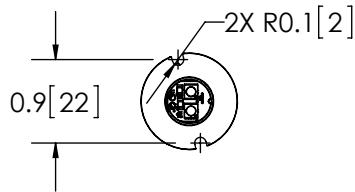
REVISION HISTORY		
REV.	DESCRIPTION	DATE
07	REVISED PER P11047	2013-02-14
08	REVISED PER P11047	2013-02-25
A	INITIAL RELEASE PER P11047	2013-02-27



4-22 AWG WIRE  
 RED - POSITIVE(+)  
 BLACK - NEGATIVE(-)  
 BLUE - SYNC/PATT SEL  
 YELLOW - ALT/SIMULT

### SPECIFICATIONS

- CERTIFICATIONS: **CE**; e; ECE R10; IP-67D, Category 2, Versatile Housing  
 Note: Unique components, accessories, and hardware kits are not typically included in the Product Certification Test Protocols. Unless otherwise Specified, the Product Certifications referred to herein are predicated upon the base product model configuration.
- FLASH MODE: MULTIPLE FLASH PATTERNS AVAILABLE, SEE INSTALLATION INSTRUCTIONS
- VOLTAGE (NOMINAL): 12 to 24 VDC
- VOLTAGE (EXTREME): 9.0 to 32 VDC
- CURRENT (PEAK): SEE CHART(@ 12 VDC NOMINAL)
- POWER (MAXIMUM): SEE CHART(@ 12 VDC NOMINAL)
- TEMPERATURE RANGE: -22°F (-30°C) TO 122°F (50°C)
- CONNECTION: 9 Foot (2.74 Meters) 4 X 22 AWG Conductor Cable with Black Outer Jacket
- MOUNTING: 1/2 IN. HOLE
- BASE MATERIAL: ALUMINUM
- LENS MATERIAL: NA
- PRODUCT WEIGHT: .32 LBS (0.14 Kg)



COLOR CHART			
FGS P/N	COLOR	CURRENT(PEAK)	POWER(MAX)
ED0011A	AMBER	0.5A	7.3W
ED0011B	BLUE	0.8A	10.5W
ED0011W	WHITE	0.9A	11.3W
ED0011R	RED	0.7A	8.6W

NOTES:  
 1. DIMENSIONS IN INCHES[MILLIMETERS (FOR REFERENCE)]

SCALE 1:2		APPROVALS	DATE
CAD GENERATED DRAWING DO NOT MANUALLY UPDATE. MODEL REFERENCED:A		DRAWN BY: BND	2013-02-25
		CHECKED: MDH	2013-02-26
TOLERANCES ARE IN INCHES, AND MILLIMETERS TOLERANCES ARE:		MECH. ENG. NMT	2013-02-25
		ELEC. ENG. TJT	2013-02-25
MILLIMETERS DECIMALS XX. ± 1.0mm XX.X ± 0.5mm	INCHES DECIMALS X.X ± 0.1 X.XX ± 0.04 X.XXX ± 0.02	ANGLES ± 0.5° FRACTIONS ± 1/64	TEST ENG. JMK 2013-02-26
		SALES. GLB	2013-02-26



**HIDE-A-LED, BULLET, LONG, 12-24VDC**

CUSTOMER PART NO. <b>SEE CHART</b>		PRODUCT SERIES:	
SIZE: A	DWG. NO. ED0011X	REV. A	
Electronically Controlled Use Latest Copy		SHEET 1 OF 1	Project: P11047 Date Created: 2013-01-15

THIS DRAWING AND THE DESIGN IT DISCLOSES ARE THE PRIVATE PROPERTY OF ECCO AND IS ISSUED IN CONFIDENCE FOR ENGINEERING INFORMATION ONLY. THE DRAWING AND / OR DESIGN MAY NOT BE USED, COPIED, REPRODUCED, OR OTHERWISE DISCLOSED IN PART OR AS A WHOLE TO OUTSIDERS OR USED FOR ANY OTHER PURPOSE WITHOUT THE PRIOR WRITTEN CONSENT OF ECCO. THE DRAWING IS SUBJECT TO RECALL AT ANY TIME. YOUR POSSESSION OF THIS DOCUMENT CONSTITUTES ACCEPTANCE OF THESE TERMS. © 2013 ECCO

