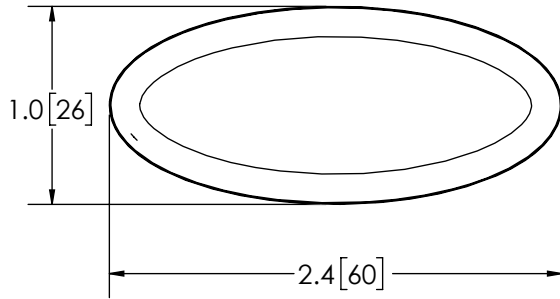


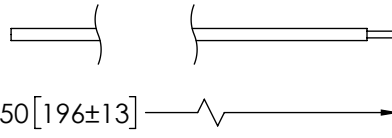
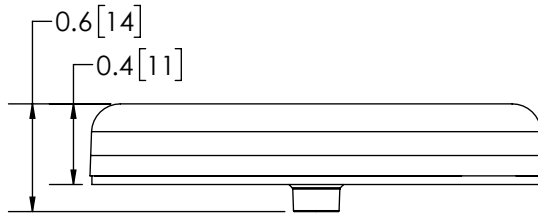
REVISION HISTORY	
REV.	DESCRIPTION
A	INITIAL RELEASE PER P11019
B	REVISE PER P11019
C	REVISED PER EC5338



2-22AWG WIRES  
 RED- POSITIVE(+)  
 BLACK- NEGATIVE(-)

### SPECIFICATIONS

- CERTIFICATIONS: CE; ECE R10; IP-66D  
 Note: Unique components, accessories, and hardware kits are not typically Included in the Product Certification Test Protocols. Unless otherwise Specified, the Product Certifications referred to herein are predicated upon the base product model configuration.
- FLASH MODE: QUAD : 70 ± 5 FLASHES PER MINUTE
- VOLTAGE (NOMINAL): 12 to 24 VDC
- VOLTAGE (EXTREME): 10 to 30 VDC
- CURRENT (PEAK): SEE CHART (@ 12 VDC NOMINAL)
- POWER (MAXIMUM): SEE CHART (@ 12 VDC NOMINAL)
- TEMPERATURE RANGE: -22°F (-30°C) TO 122°F (50°C)
- CONNECTION: 2-22 AWG WIRES
- MOUNTING: ADHESIVE
- BASE MATERIAL: POLYCARBONATE
- LENS MATERIAL: POLYCARBONATE
- PRODUCT WEIGHT: 0.02 LBS (0.01 Kg)



FGS PRODUCT CHART			
FGS. NO.	COLOR	CURRENT (PEAK) A	POWER (MAX) W
ED0002A	AMBER	0.20	2.5
ED0002B	BLUE	0.20	2.6
ED0002C	WHITE	0.20	2.6
ED0002R	RED	0.16	2.0

NOTES:  
 1. DIMENSIONS IN INCHES[MILLIMETERS (FOR REFERENCE)]

PROPRIETARY AND CONFIDENTIAL INFORMATION

THIS DRAWING AND THE DESIGN AND OTHER INFORMATION DISCLOSED HEREIN ARE THE PROPERTY OF ELECTRONIC CONTROLS COMPANY AND/OR ITS ECCO SAFETY GROUP AFFILIATES ("ECCO") AND IS ISSUED IN CONFIDENCE TO RECIPIENT FOR ENGINEERING INFORMATION PURPOSES ONLY. THIS DRAWING AND THE DESIGN AND OTHER INFORMATION DISCLOSED HEREIN MAY NOT BE USED, COPIED, REPRODUCED OR OTHERWISE DISCLOSED IN PART OR IN WHOLE TO THIRD PARTIES OR USED FOR ANY OTHER PURPOSE WITHOUT PRIOR ECCO WRITTEN CONSENT. ECCO RESERVES ALL PATENT, COPYRIGHT, TRADEMARK AND OTHER PROPRIETARY RIGHTS TO THIS DOCUMENT, INCLUDING ALL DESIGN, MANUFACTURING, REPRODUCTION, USE AND SALES RIGHTS THERE TO. THIS DRAWING IS SUBJECT TO RECALL BY ECCO AT ANY TIME, AND YOUR POSSESSION AND/OR USE CONSTITUTES ACCEPTANCE OF THESE TERMS. ©2012 ELECTRONIC CONTROLS COMPANY

SCALE 1:1		APPROVALS	
CAD GENERATED DRAWING DO NOT MANUALLY UPDATE. MODEL REFERENCED: A		DRAWN BY	ABD
TOLERANCES ARE IN INCHES, AND MILLIMETERS TOLERANCES UNLESS OTHERWISE STATED ARE:		CHECKED	ABB
MILLIMETERS DECIMALS XX. ± 1.0mm XX.X ± 0.5mm	INCHES DECIMALS X.X ± 0.1 X.XX ± 0.04 X.XXX ± 0.02	MECH. ENG.	JLA
	ANGLES ± 0.5°	ELEC. ENG.	SPO
	FRACTIONS ± 1/64	TEST ENG.	
THIRD ANGLE PROJECTION		SALES	
		Electronically Controlled Use Latest Copy	



3 LED, OVAL, 12-24V

CUSTOMER PART NO. <b>SEE CHART</b>		PRODUCT SERIES: <b>ED0002</b>	
SIZE: A	DWG. NO. ED0002X	Date Created: 2012-08-23	REV. C