



# Installation and Operation Instructions

## Switches

### Model A9901 Switch

#### Specifications:

12 VDC Rocker Switch, SPST

Electrical Rating: 25 amps @ 12 VDC

Pilot light illuminated when switch is activated

Silver contacts

3 brass blade terminals

#### Mounting:

Snap-in, fits panels .093" to .187" thick. Hole cut-out size: 0.830" x 1.45".

#### Terminals:

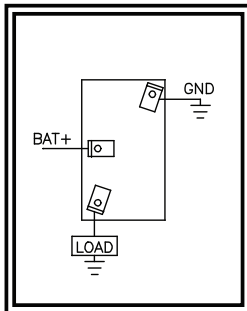
Brass 1/4" blade terminals. See diagram for connections.

Model A9902 (end section) and Model A9903 (center section) brackets are for use with switch A9901. For two switches, use two end sections. Add center sections for additional switches. The mounting hole for two units is 2.02" wide by 1.90" high. Add 1.03" for each additional unit.

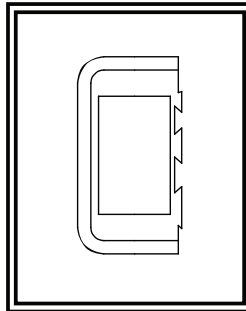
### Model A9904 Switch Bracket Mounting Kit

For top of panel or under panel mounting. Snap together assembly, no special tools required. Holds three to five A9902 or A9903 brackets. Slide kit sections over brackets as shown below. Brass rods stabilize sections.

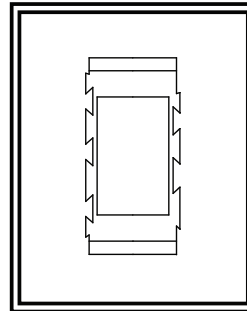
### Model A9902 & A9903 Switch Brackets




Switch Connections



Bracket End Section



Bracket Center Section



Bracket Kit Assembly