



LIGHTBARS



12+ Series Vantage™ SAE Class I LED Lightbar

The 12+ Series lightbars are versatile and powerful warning devices suitable for a range of vehicle types and duties. There are numerous options and lengths available. The lightbars can either be mounted permanently to the vehicle or mounted using an optional roof mounting kit. The 12+ Series features a durable aluminum chassis, polycarbonate base and lens and has a sleek, low profile, suitable for many vehicle applications. The 12+ Series supports three different kinds of LED modules: Warning modules, Stop-Tail-Turn modules, and white Alley/Takedown/Worklight modules.

Features

- Optional Integrated Safety Director™ (must be configured)
- ICE Optics offer brighter appearance for better visibility
- 48 Standard bar flash patterns and 11 Safety Director flash patterns
- Color options:
- Six module options - Wide Angle or Focused Warning, Stop-Tail-Turn, Worklamp, Alley Light and Take-Down Light
- Four length options - 48", 54", 60" and 72"
- Seven standard chassis configurations
- Customizable configurations available with 2-3 day lead time
- Aluminum chassis, polycarbonate base and lens
- Height: 2.5", width: 11"
- Temperature Range: -22°F to +122°F (-30°C to +50°C)





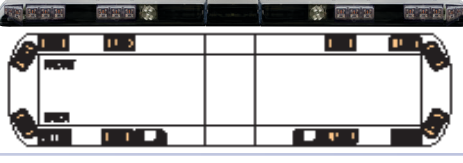




In-Cab Controller with Safety Director Functions (Optional accessory)

Symbols / Features Guide

- LED** LED Warning Modules
- STT** Stop-Tail-Turn - Pair of rear facing high-level auxiliary LED signal lights.
- W** Worklamps - Pair of rear facing LED worklamps (white).
- A** Alley Lights - Pair of side facing LED alley lights (white)

#	FLASH PATTERN	FPM	#	FLASH PATTERN	FPM	#	FLASH PATTERN	FPM
1	Steady Burn	50	18	Double Alternate Center Pulse	120	35	Quad Alternate Front Center Pulse	150
2	Double Flash	75	19	Triple Alternate Center Pulse	120	36	Quad Alternate Rear	150
3	Slow Quad	65	20	Quad Alternate Center Pulse	120	37	Quad Alternate Rear Center Pulse	150
4	Slow Double	65	21	Burst Alternate Center Pulse	120	38	Double Alternate Front	150
5	Quint Hold	75	22	Quad Alternate	150	39	Double Alternate Front Center Pulse	150
6	Pulse8	75	23	Quad Alternate Center Pulse	150	40	Double Alternate Rear	150
7	Reg 65 Single Flash	120	24	Quad Cross Alternate	150	41	Double Alternate Rear Center Pulse	150
8	Reg 65 Double Flash	120	25	Double Alternate	150	42	Quint Hold Alternate Front	150
9	Reg 65 Triple Flash	120	26	Double Alternate Center Pulse	150	43	Quint Hold Alternate Front Center Pulse	150
10	Reg 65 Quad Flash	120	27	Double Cross Alternate	150	44	Quint Hold Alternate Rear	150
11	Reg 65 Burst	120	28	Quint Hold Alternate	150	45	Quint Hold Alternate Rear Center Pulse	150
12	Reg 65 Single Flash Alternate	120	29	Quint Hold Alternate Center Pulse	150	46	Quint Alternate Middle	75
13	Reg 65 Double Flash Alternate	120	30	Quint Hold Cross Alternate	N/A	47	Quint Alternate Middle Center Pulse	75
14	Reg 65 Triple Flash Alternate	120	31	Fast Rotate	N/A	48	Random	N/A
15	Reg 65 Quad Flash Alternate	120	32	Rotate Quad	N/A			
16	Reg 65 Burst Flash Alternate	120	33	Wave Rotate	N/A			
17	Single Alternate Center Pulse	120	34	Quad Alternate Front	150			

48" / 1.22m		#	V	A	LEDs	WL	AL	STT
		12-20001-E	12-24	7.2	16	-	-	-
		12-20004-E	12-24	10.8	16	2	2	-
54" / 1.37m		#	V	A	LEDs	WL	AL	STT
		12-20002-E	12-24	7.2	16	-	-	-
		12-20005-E	12-24	11.0	16	2	2	2
		12-20007-E	12-24	6.5	10	2	-	2
		12-20601-E (EZ1202 Controller Included)	12-24	10.0	20	-	-	-
60" / 1.52m		#	V	A	LEDs	WL	AL	STT
		12-20006-E	12-24	11.0	16	2	2	2