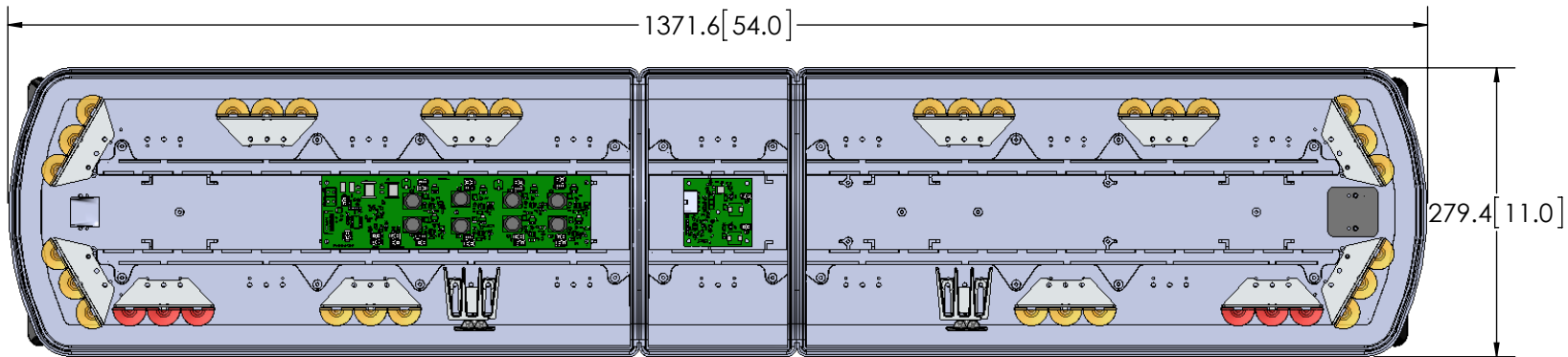


REVISION HISTORY		
REV.	DESCRIPTION	DATE
A	INITIAL RELEASE PER LM13201	2013-06-24



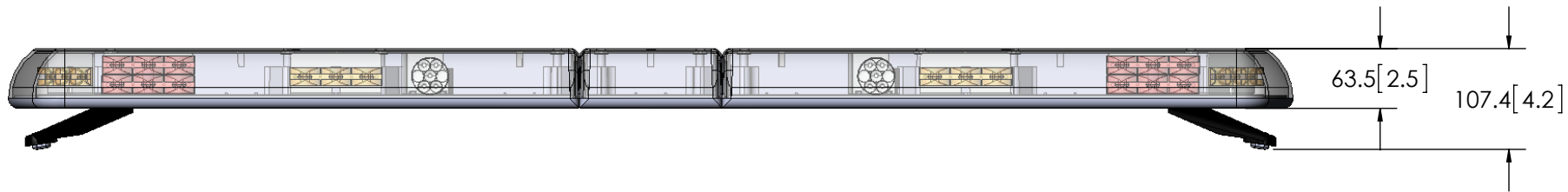
### REAR OF VEHICLE

WIRING KEY		
COLOR	COMPONENT	TYP. MAX CURRENT (A)
RED	MAIN POWER	6.7
BLK	GROUND	20A Limit
BRN	PATTERN 1	.002
ORG	PATTERN 2	.002
YEL	ALLEY LEFT	.002
GRN	ALLEY RIGHT	.002
BLU	WORKLIGHT	.002
VIO	PATTERN SELECT	.002


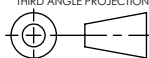
WIRING KEY		
COLOR	COMPONENT	TYP. MAX CURRENT (A)
WHT	GROUND	1.2
BRN	RUNNING LIGHTS	0.1
YEL	STOP/TURN LEFT	0.5
GRN	STOP/TURN RIGHT	0.5
RED	N/A	N/A

### SPECIFICATIONS

1. FLASH MODE: MAXIMUM 150 FPM
2. VOLTAGE (NOMINAL): 12-24 VDC
3. CURRENT (NOMINAL): 7.7 A @ 12 VDC
4. CONNECTION: 14, 18 AND 24 AWG WIRES
5. MOUNTING: 4-BOLT THROUGH MOUNTING KIT
6. BASE MATERIAL: ALUMINUM/POLYCARBONATE
7. LENS MATERIAL: POLYCARBONATE
8. WITH HANDHELD CONTROLLER: NO



- NOTES:
1. CABLES AND WIRING NOT SHOWN
  2. TOP VIEW: TOP LENSES NOT SHOWN FOR CLARITY
  3. MOUNTING FEET: ADD 44mm TO OVERALL HEIGHT
  4. THE LENGTH BETWEEN MOUNTING FEET IS ADJUSTABLE
  5. CABLE LENGTH - 4.5m[15.0'] FROM INTERNAL CONNECTOR
  6. CABLE EXIT - DRIVER'S SIDE
  7. LED LENSES ARE COLORED FOR CLARITY ONLY
  8. DIMENSIONS IN MILLIMETERS[INCHES(FOR REFERENCE)]

SCALE 1:8.5		APPROVALS	DATE
CAD GENERATED DRAWING DO NOT MANUALLY UPDATE. MODEL REFERENCED:A		DRAWN BY	
TOLERANCES ARE IN INCHES, AND MILLIMETERS TOLERANCES ARE:		CHECKED	
MILLIMETERS DECIMALS XX. ± 1.0mm XX.X ± 0.5mm	INCHES DECIMALS X.X ± 0.1 X.XX ± 0.04 X.XXX ± 0.02	ANGLES ± 0.5°	
THIRD ANGLE PROJECTION			
			
NON DISCLOSURE AGREEMENT		<b>ASSY,SUB,LBR,12,54"/1.37M</b>	
THIS DRAWING AND THE DESIGN IT DISCLOSES ARE THE PRIVATE PROPERTY OF ECCO AND IS ISSUED IN CONFIDENCE FOR ENGINEERING INFORMATION ONLY. THE DRAWING AND / OR DESIGN MAY NOT BE USED, COPIED, REPRODUCED, OR OTHERWISE DISCLOSED IN PART OR AS A WHOLE TO OUTSIDERS OR USED FOR ANY OTHER PURPOSE WITHOUT THE PRIOR WRITTEN CONSENT OF ECCO. THE DRAWING IS SUBJECT TO RECALL AT ANY TIME. YOUR POSSESSION OF THIS DOCUMENT CONSTITUTES ACCEPTANCE OF THESE TERMS. © 2013 ECCO		CUSTOMER PART NO. 12-00007-E	PRODUCT SERIES: 12 Series <b>Lightbar</b>
SIZE: A	DWG. NO. 12-00007-E	REV. A	
Electronically Controlled Use Latest Copy		SHEET 1 OF 1	Project: LM13201 Date Created: 2013-06-24