

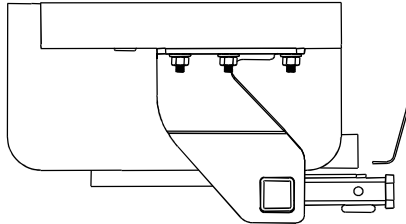
Installation Instructions

Subaru Forester

Part Numbers:

36523
90228
06155

Do Not Exceed Lower of Towing Vehicle
Manufacturer's Rating or



Fascia

Hitch Shown In Proper Position

Drawbar Kit:

36053

Hitch type	Max Gross Trailer WT (LB)	Max Tongue WT (LB)
Weight Carrying Ball Mount	3500 (1589 Kg)	300 (136 Kg)

Wiring Access Location: SUV8

Accessory Rating	B
------------------	----------

Equipment Required: Metal File

Fastener Kit: 36523F

Wrenches: 3/4", 10mm

Drill Bits: 3/8"

Fasteners Typical Both Sides

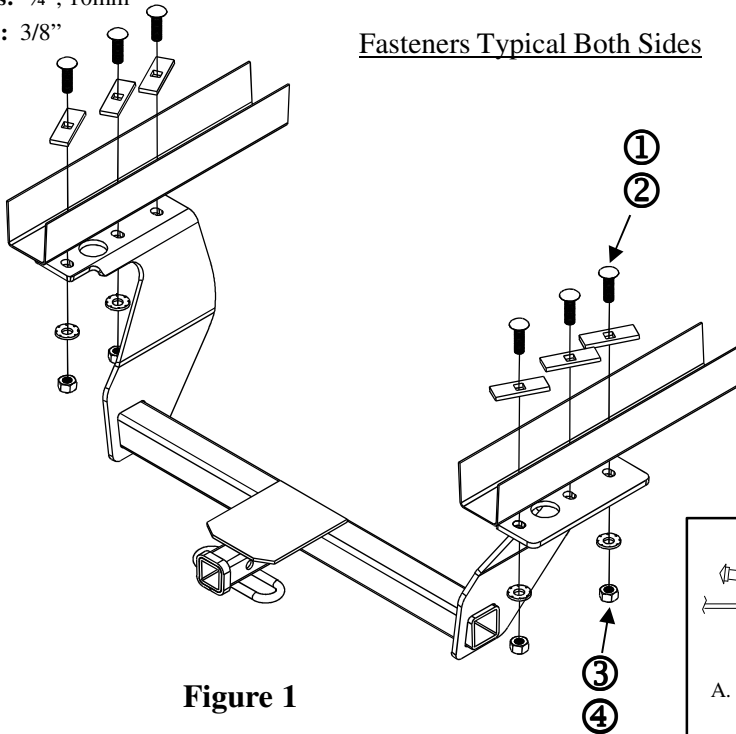


Figure 1

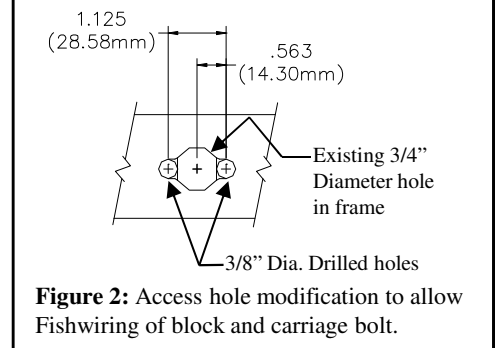


Figure 2: Access hole modification to allow Fishwiring of block and carriage bolt.

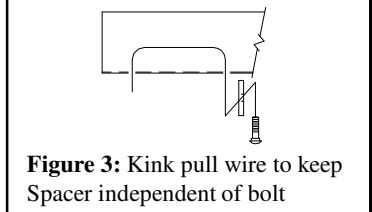


Figure 3: Kink pull wire to keep Spacer independent of bolt

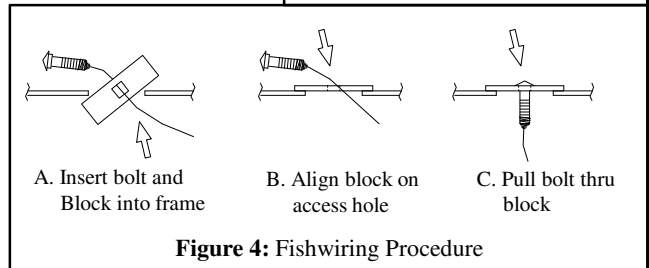


Figure 4: Fishwiring Procedure

①	Qty. (6)	Carriage Bolt – 1/2-13 x 1.75 GR5	④	Qty. (6)	Hex Nut – 1/2-13
②	Qty. (6)	Spacer—1/4 x 1 x 3 (Square hole for 1/2" Carriage Bolt)	⑤	Qty. (6)	Pull Wire – 1/2"
③	Qty. (6)	Conical Washer – 1/2"			

- Lower exhaust by disconnecting rubber exhaust hanger(s) from hanger bracket(s).
- Remove (4) heat shield screws from the frame rail and set aside.
Note: When hitch is installed, heat shield will need to be discarded or trimmed to fit in position.
- Remove (3) plastic plugs from existing holes in each frame rail and discard.
- Use 3/8" drill and file to modify center hole in each frame rail, as shown in Figure 2, to allow fishwiring of spacers and carriage bolts.
- Fishwire spacers and 1/2" carriage bolts thru access hole modified in Step 4 and down thru holes in both frame rails (see figure 3), making sure blocks span both sides of hole (see Figure 4) and are not overlapping one another.
- Raise hitch into position, being careful not to push fasteners into frame, and secure with conical washers and nuts.
- Reinstall heat shield and fasteners removed in Step 2.
- Raise exhaust back into position and reinstall exhaust hangers disconnected in Step 1.

Cequent



Tighten 1/2-13 GR5 fasteners to 75 lb.-ft. (102 N*M)