



Installation Instructions

Volkswagen GTI

Volkswagen Golf GTI (Canada Only)

Part Numbers:

24904

60330

77291

Drawbar Kit:

3594

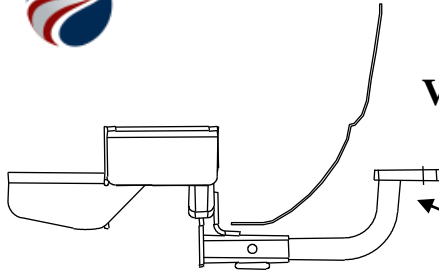
**Do Not Exceed Lower of Towing Vehicle
Manufacturer's Rating or**

2000 LB (908 Kg) Max Gross Trailer Weight

200 LB (90.8 Kg) Max Tongue Weight

Accessory Rating	B
------------------	----------

Wiring Access Location: PC3, 4



Hitch Shown In Proper Position

Equipment Required:

Fastener Kit: 24904F

Wrenches: 13mm, 18mm, 3/4"

Drill Bits: None



Figure 3

Kink pull wire to keep
Spacer independent of bolt

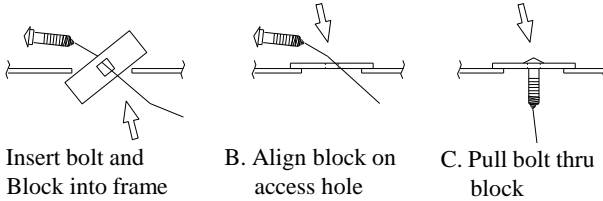


Figure 2

Reverse Fishwiring procedure

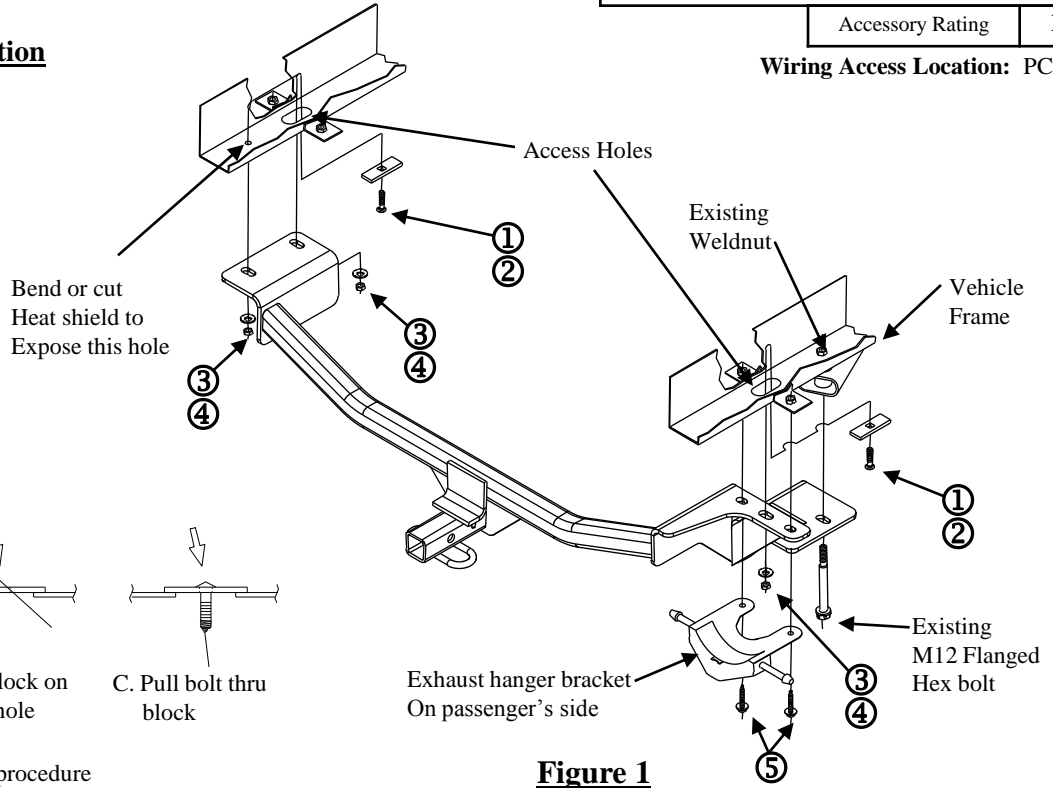


Figure 1

①	Qty. (3)	Carriage Bolt – 1/2-13 x 1.75 GR5	④	Qty. (3)	Hex Nut – 1/2-13
②	Qty. (3)	Spacer Block 1/4 x 1 x 3	⑤	Qty. (2)	Hex Bolt Ass'y M8 x 1.25 x 35mm CL9.8
③	Qty. (3)	Conical Toothed Washer – 1/2"			

1. Lower exhaust as follows:

On driver's side, disconnect rubber exhaust hanger forward of muffler. (Lubricating Spray Recommended)

On passenger's side, remove exhaust hanger bracket by removing (2) M8 fasteners. Discard M8 fasteners.

2. On driver's side, bend or cut heat shield to expose hole in frame rail.

3. Fishwire carriage bolts and spacer blocks up thru access holes in each frame rail and down thru attaching holes as shown above. See figure 3.

Note: On both sides, at access hole in vehicle frame, refer to figure 2 to reverse fishwire block and bolt up thru large slot and back down thru same slot.

4. On driver's side, remove existing M12 bolt at forward most attachment and retain for hitch installation (Do not clean threads).

5. Raise hitch into position, being careful not to push bolts back into frame. Loosely attach with conical toothed washers and nuts.

6. Align holes in hitch with holes in vehicle. Install remaining fasteners as shown above and tighten.

Tighten all M8 x 1.25 CL9.8 fasteners with torque wrench to 20 Lb.-Ft. (27 N*M)

Tighten all 1/2-13 GR5 fasteners with torque wrench to 75 Lb.-Ft. (102 N*M)

Tighten all M12 x 1.50 CL10.9 fasteners with torque wrench to 92 Lb. Ft. (125 N*M)