

DOSY

Welcome to the online version of your DOSY Manual.
We hope that you find this helpful and informative.

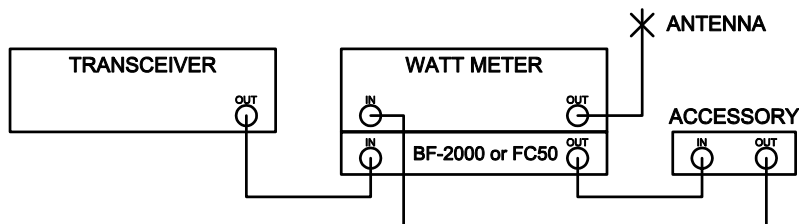


BF-2000



FC50

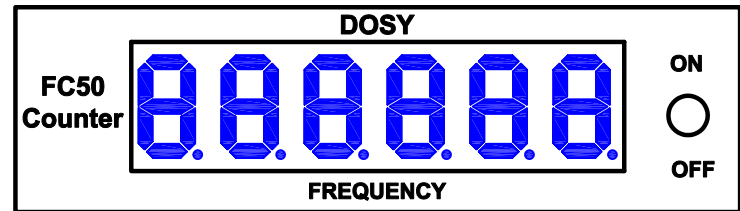
NOTE: Frequency counter jumper coaxial cable sold separately.



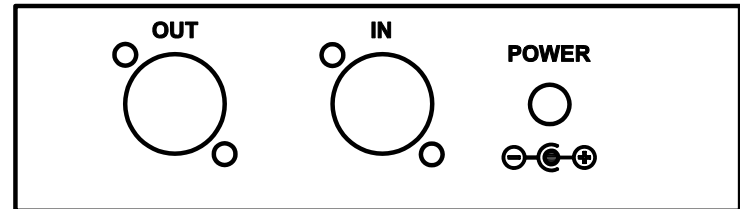
Hook transceiver out to frequency counter input, frequency counter out put to accessories (if any) with in to out sequence. Watt Meter last item before antenna. Follow the frequency counter guide line for maximum power handling. (500 WATTS Max.)

QP Inc "DOSY METERS" FREQUENCY COUNTER

MODELS USER GUIDE
FC50 / BF-2000



FRONT VIEW



REAR VIEW

SPECIFICATIONS

GENERAL

FREQUENCY RANGE: 0.5MHz ~ 50MHz
RESOLUTION: 100Hz
STABILITY: ± 0.01 ppm @ 25°C
DISPLAY: 6 digits super bright LED
LED COLOR: Blue

EXTERNAL INPUT

SENSITIVITY: 0.1 ~ 1V MAX.
RF SIGNAL: Direct Reading
POWER SUPPLY: DC 13.8V $\pm 5\%$ NEG. GROUND

INTERNAL INPUT

R T / X FREQUENCY: 10.695MHz Built-in adder
SSB FREQUENCY: Auto Correcting