


TRANSMISSION CONTROL MODULE (TEHCM) – HOW TO SHEET –

How do you locate the BCC on the TEHCM you are looking to replace?

1. See the image to the right to **LOCATE THE BCC** (Model Year and Broadcast Code).
2. Enter the BCC in the “**KEYWORD, PHRASE, OR PART NUMBER**” search field, at our website.
3. **SELECT ENTER** to find the proper TEHCM for your application.



OE NUMBER LOCATION ON THE FOLLOWING DORMAN TRANSMISSION CONTROL MODULES:




609-000




609-001



609-002



609-003



609-006

How do you locate the OE # on the TEHCM you are looking to replace?

1. See the images to the left to **LOCATE THE OE #** on various TEHCMs.
2. Enter the OE # in the “**INTERCHANGE NUMBER**” search field, at our website.
3. **SELECT ENTER** to find the proper TEHCM for your application.