



Free Flow Exhaust Installation Instructions

PART NUMBER: D660-0025 (polished tips)
D660-0025-BLK (black ceramic tips)

APPLICATION: 2008-10 135i E82/E88 (w/ N54 engine)
2011-13 135i E82/E88 (w/ N55 engine)
2013 135is E82 (w/ N55 engine)


Parts List

1	Muffler
1	Clamp
1	Aluminum plug
1	Wire-tie
4	Hairpin Clips

Thank you for purchasing a Dinan High Performance Muffler! Some mechanical skill is required to install this muffler. If you are not familiar with this procedure, we strongly recommend that you arrange for a qualified BMW repair facility to perform this installation.


INSTALLATION:

1. The Dinan 135i muffler is relatively easy to install. Start by cutting off the stock muffler at the point shown below using a Sawzall or similar cutting tool. Mark the cut line about 2-1/2" past where the pipe curve ends (see arrow).




2. Disconnect the vacuum hose from the actuator on the muffler and remove the muffler from the car.
3. Plug the vacuum hose with the supplied plug and wire tie out of the way.
4. Sand the end of the cut exhaust pipe and deburr the end well.
5. Slide the clamp over the Dinan muffler and install muffler using the four hairpin clips. Tighten the clamp just enough to where it "snugs up" on the tube. Make sure the cut exhaust pipe extends past the slots on the muffler inlet tube to avoid leaks.

6. Place a jack under the exhaust pipe as shown to position the pipe in the opening below the differential cover with about a $\frac{3}{4}$ " gap as indicated in the circled area.



7. Lower the car and observe the position of the tips. They should be fairly centered in the opening and the tip ends should extend past the bodywork about 1/8" as shown at the center of the tips when viewed from directly above. Remember that the entire exhaust will expand and grow about 1" in length when fully hot. Be careful to not over extend the tips when they are cold. Make any needed adjustments then tighten the clamp over the slotted section of the sleeve adaptor (torque to 45 ft-lbs.).



8. Enjoy your new Dinan Exhaust!