



**INSPECT YOUR PRODUCT FOR DAMAGE & MISSING
PARTS BEFORE PROCEEDING TO INSTALLATION**

PROCEDURE FOR RETURNS OR MISSING HARDWARE

-PLEASE CONTACT THE ORIGINAL POINT OF PURCHASE FOR:
SHIPPING DAMAGE, RETURNS, OR WARRANTY CLAIMS

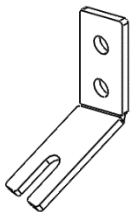
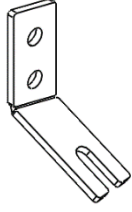

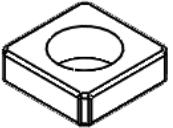

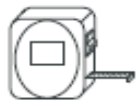
-CONTACT DEE ZEE DIRECTLY FOR MISSING PARTS OR HARDWARE

⚠ WARNING: Cancer and Reproductive Harm

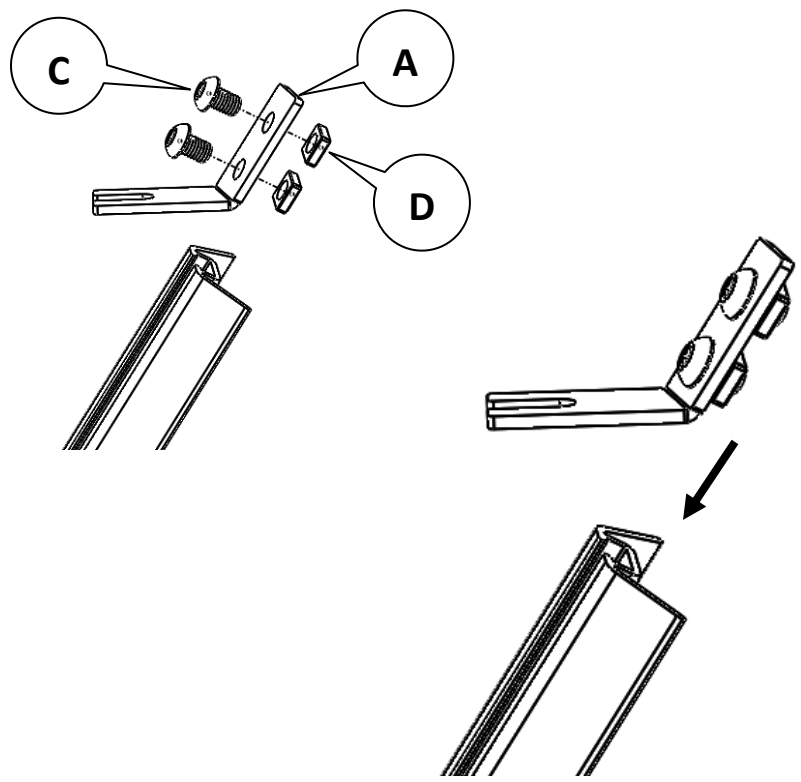
Operating, servicing, and maintaining a passenger vehicle can expose you to chemicals such as lead, phthalates, engine exhaust, and carbon monoxide that are known to the State of California cause cancer and birth defects or other reproductive harm. To minimize exposure, service your vehicle and its accessories in a well-vented area and wear gloves or wash your hands frequently.

JK A-Pillar Accessory Bracket Installation Instructions

DZ 4451JK Jeep Wrangler JK 2007-2018

<div style="border: 1px solid black; padding: 5px; margin-bottom: 5px;"> A Accessory Mount Bracket </div>  <p style="text-align: center;">B 2587LP X1</p>	<div style="border: 1px solid black; padding: 5px; margin-bottom: 5px;"> B Accessory Mount Bracket </div>  <p style="text-align: center;">B 2587RP X1</p>	<div style="border: 1px solid black; padding: 5px; margin-bottom: 5px;"> C M8 X 12mm Button Head Bolt </div>  <p style="text-align: center;">PN 1260 X4</p>
<div style="border: 1px solid black; padding: 5px; margin-bottom: 5px;"> D M8 Square Nut </div>  <p style="text-align: center;">PN 1262 X4</p>	<p style="text-align: center; margin: 0;">TO INSTALL THIS BRACKET KIT YOU MUST HAVE BRACKET KIT DZ 4446JK PREVIOUSLY INSTALLED ON THE JEEP.</p>	<p style="margin: 0;">Required tools</p> <div style="display: flex; justify-content: space-around; align-items: center;">   </div> <p style="text-align: center; margin-top: 10px;">Allen Wrench 5mm Tape Measure</p>

6 Install bolt (C) through the bracket (A) and put a nut (D) on the back side and slide the bracket in the channel and locate the desired position. Fully tighten bracket.



Brackets A and B are not intended for a Light Bar.