

ABIG7/5 LED HEADLIGHT USER MANUAL

Thank you for choosing CyronMotor products! We are committed to provide the latest lighting technology without any compromises. Please read instructions completely before starting installation.

TOOLS NEEDED

Consult your vehicle/motorcycle user manual for process of gaining access to headlight housing and assembly. No special tools needed for Cyron headlights.



CAUTION: HOT SURFACES. DO NOT TOUCH THE METAL SURFACES OF THE HEADLIGHT. THEY CAN BE EXTREMELY HOT.

OPERATING IN HIGH-BEAM FOR EXTENDED PERIOD OF TIME WHILE THE VEHICLE/BIKE IS STATIONARY WILL CREATE EXCESSIVE HEAT AND WILL ULTIMATELY CAUSE DAMAGE.

INSTRUCTIONS

Cyron integrated ABIG series LED headlights replace vehicle's entire reflector assembly which normally includes glass reflector, bulb, mounting rings, rubber boots, etc. Follow vehicle user manual to gain access to the headlight reflector.

Install Cyron LED light in place of the glass reflector and secure the same method as the vehicle's reflector was secured. Pay attention to the orientation of the light. It should only fit in one position to provide secure mounting and correct light pattern.

Wire harness should be a simple plug-in for H4 sockets. For 7" lights two adapters are provided which should be used as needed; an H13 and Harley 4-pin. H13 fits several automotive applications. Harley adapter (Cyron# ABIGC2A) is mostly for HD motorcycles with stock dual-bulb arrangement. (Exception is Roadking 2016+ which needs Cyron ABIGC3A adapter) **YOU WILL NOT BE USING EITHER ADAPTER IF YOUR BIKE/CAR HAS H4 PLUG.** In dual bulb arrangements follow the wire harness and find the black plug placed inside the fairing. Unplug and replace with the adapter provided.

H13 - H4 ADAPTER



HARLEY ADAPTER



VISIBILITY - SAFETY - STYLE

DAYTIME RUNNING LIGHTS (DRL) - 7" LIGHTS: DRL are the small array of LEDs on top and bottom of the 7" lights. It is powered by a separate lead (normally red wire) aside from the main plug of the integrated headlight. It is an optional hook up. Connect it to vehicle/motorcycle's DRL wire if it is so equipped. If you are using the Harley adapter (Cyron# ABIGC2A) DRL wire can be connected to the spade plug of the adapter. DRL can also be connected to the low beam (white) wire. As a final alternative DRL can be connected via an accessory switch to +12VDC and make it operate manually or as a accent light . Current draw for DRL is less than 0.5A.

"URBAN" ABIG7-A6K has a 2nd lead (green wire) for amber DRL lights. It can be used as standard DRL or as directional lights in cars.

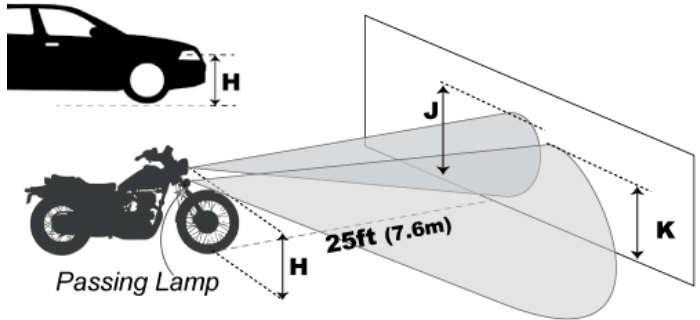
ALIGNMENT

For proper operation it is vital to check the aim of the headlight. See guideline. During testing make sure:

- a. The vehicle is on level surface
- b. There are no excessive loads in the vehicle effective its leveling
- c. For motorcycles it is a good idea to align with the rider on the bike
- d. After alignment do a road test to assure proper visibility has been achieved. Further adjustment may be necessary to get the optimum performance.



HEADLIGHT AND PASSING LAMP AIMING RECOMMENDATIONS BY CYRON MOTOR



H = Ground to the center of the headlight
 $J = H \times 0.9$
 $H \times 0.6 < K < J$

If light beams do not have a well defined beam cut-off keep the hot spot of the beam below J and K. Ensuring undisturbed visibility of other drivers is vital to your safety. Drive/Ride Safe!

Ensuring undisturbed visibility of other drivers is vital to your safety. Drive/Ride Safe!

SPECIFICATIONS

	ABIG7-A6K URBAN	ABIG7-B6K BEAST	ABIG5-A6K URBAN5
Operating Voltage	10-30VDC	10-30VDC	10-30VDC
Socket	H4 / H13/H.D.	H4 / H13/H.D	H4
Peak LED Power, Watts	105W	75	40
Nominal Power, High Beam	48	48	36
Nominal Power, Low Beam	28	20	24
LED Chip	Osram	Philips	Cree-XML

Other quality automotive lighting accessories from CyronMotor

<u>Part Number</u>	<u>Description/Application</u>
ABH4-BM6K	LED bulb ELITE mini, small Harley buckets 5.75"
ABxx-C6K	Headlight LED bulb STANDARD, all models, Cars, Trucks, Bikes
ABxx-B6K	Headlight LED bulb ELITE, all models, Cars, Trucks, Bikes
AB881-A6K	Driving Lamp, LED bulb 880, 881 fitting
ABIG4.5-A6K	Driving Lamp, Integrated LED, 4.5" Harley fog lamp
ABIG7-RNG	Mounting trim ring, 7" integrated, Chrome
ABIG7-RNG-B	Mounting trim ring, 7" integrated, Black
ABIGC3A	Adapter H9/11 to H4, Roadking 2016+
AC1156 /57A	2" Harley turn signal LED insert, avail in Red, Amber, White Halo
AC1156 /57PA	Pancake Harley turn signal LED insert, avail in Red, Amber, White Halo
AB1156H2	Light bulb Ultra High Power LED 1156 single, Amber, Red, Wht
AB1157H2	Light bulb Ultra High Power LED 1157 dual, Amber, Red, White
AB3157H2	Light bulb Ultra High Power LED 3157 dual contact, Red, White
ABFT100-xx	Canbus and EMI noise filter for LED headlights, H4/H7/H9 and more
RC3A12	Tri-Zone accent lighting remote
MLKP7CZ	Accent light kit Platinum, Pro grade for mid size cruisers, avail in all 6 solid colors
MLKT10C2FZ	Accent light kit Titanium, Pro grade for large cruisers, avail in all 6 solid colors
CV62C-[color]	Convex 6LED Cluster, Chrome finish PAIR
CV62-[color]	Convex 6LED Cluster, Black finish PAIR
CV610C-[color]	Convex 6LED Cluster, Chrome finish BULK PACK 10pcs
CV610-[color]	Convex 6LED Cluster, Black finish BULK PACK 10pcs
FL30-[color]	FlexLED super flexible strips, 30LED, 12", Can be trimmed smaller

HEADLIGHT FOGGING UP?

Fogging or condensation in the headlight is a temporary condition and does not cause a problem with normal operation of your headlight. This condition is NOT a defect. In fact Cyron headlights are designed to allow moisture to evaporate and slowly escape the housing, therefore minimizing reoccurrence of condensation. The evaporation process may take some time.

WHY IS THIS HAPPENING?

Polymers, commonly known as plastics, often times absorb moisture in the air during the manufacturing process. Once the light heats up the moisture is released and shows up as condensation on the lens which is the coolest part of the light.

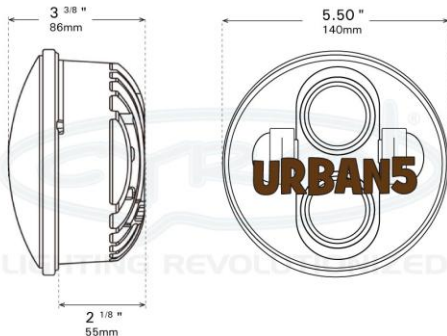
WHY STOCK LIGHTS NEVER DID THIS?

LEDs do not run as hot as halogen or HID lamps so the moisture takes longer to evaporate.

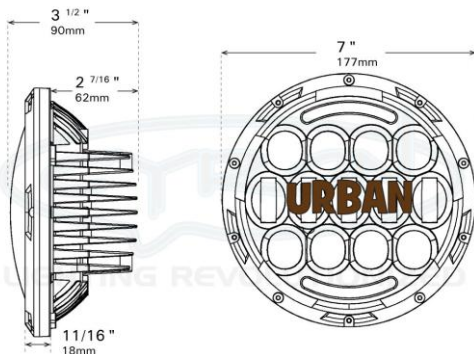
SIGNS OF FUTURE DAMAGE?

If large droplets or pooling of water is present then this is a sign of damage and can lead to a system failure. If a pool of liquid water is clearly visible and was NOT the result of physical abuse and or misuse please contact your local dealer or Cyron tech support.

CYRON, INC.
ABIG5-A6K



CYRON, INC.
ABIG7-A6K



CYRON, INC.
ABIG7-B6K

