

55550



KIA SORENTO

WIRING LOCATION GUIDE



MUST READ FIRST!

All steps must be followed to ensure correct function of the T-Connector. To verify proper installation once installed, test by connecting a test light or properly wired trailer.



1. Locate the tow vehicle's trailer harness connector. [A] This harness is located under the vehicle, behind the rear bumper on the passenger side of the vehicle.


2. Remove protective cap from housing and save. Check to see the mating surfaces of the connectors are free of dirt and clean if necessary. [B]

3. Connect the T-Connector adapter end to vehicle's connector. Be sure that the T-Connector is fully inserted with locking tabs in place. [C]

4. All connections must be complete for the T-Connector adapter to function properly. Bundle and secure wires to the vehicle using the cable ties provided.

WARNING!

Verify miscellaneous items that may be hidden behind or under any surface to avoid damage to vehicle and/or personal injury.



55550