

55372

CHEVROLET TRACKER
SUZUKI GRAND VITARA
SUZUKI VITARA
SUZUKI XL-7

WIRING LOCATION GUIDE



MUST READ FIRST!

All steps must be followed to ensure correct function of the T-Connector. To verify proper installation once installed, test by connecting a test light or properly wired trailer.

12/3/08

Suzuki Vitara/ Grand Vitara/ Chevrolet Tracker

1. Locate the tow vehicle's trailer harness connector. This harness is located in the inside of the driver's side tire jack compartment. **[A]**
2. Locate the 6-pin connector, which is taped to the vehicle wiring harness. This is located just forward of the tire jack compartment. **[B]**
3. Remove the tape on the vehicle's plug and insert the T-Connector into the vehicle's trailer plug harness. Be sure that the T-Connector is fully inserted with the locking tabs in place.
4. Mount the black converter box on the inside of the jack compartment using the double-sided tape provided and store the remainder of the harness in the storage compartment until needed.






Suzuki XL-7

1. Open the vehicle rear door and remove the four screws that hold the storage compartment to the floor. Remove the storage compartment by lifting the back first. **[C]**
2. Remove the two plastic push clips from the bottom rear edge of the left inner trim panel. Pull the rear edge of the left trim panel away from the body. **[D]**
3. Pull back the left trim panel to locate the white 6-pin connector which can be found under the rear blower motor. Insert the T-Connector into the vehicle's trailer plug harness. Be sure that the T-Connector is fully inserted with the locking tabs in place. **[E] [F]**
4. Route the 4-flat underneath trim panel and leave in rear cargo area for future use. Reinstall panel and all other items removed during installation.

Test installation using a test light or properly wired trailer.

WARNING!

Verify miscellaneous items that may be hidden behind or under any surfaces before drilling to avoid damage to vehicle and/ or personal injury.





55372