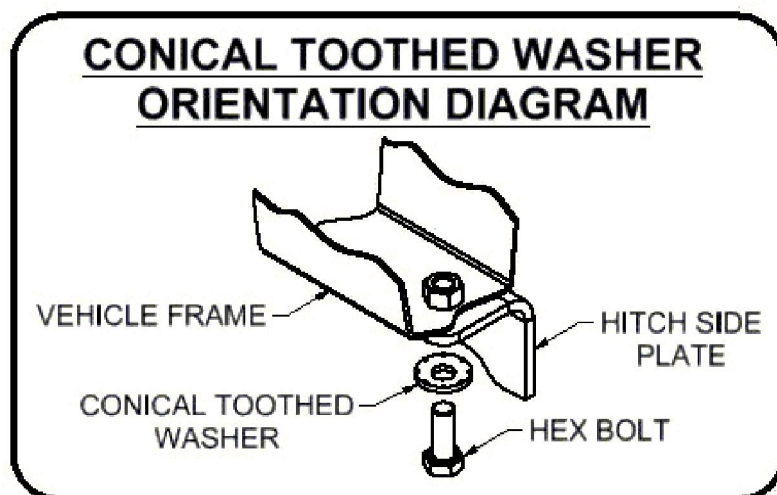



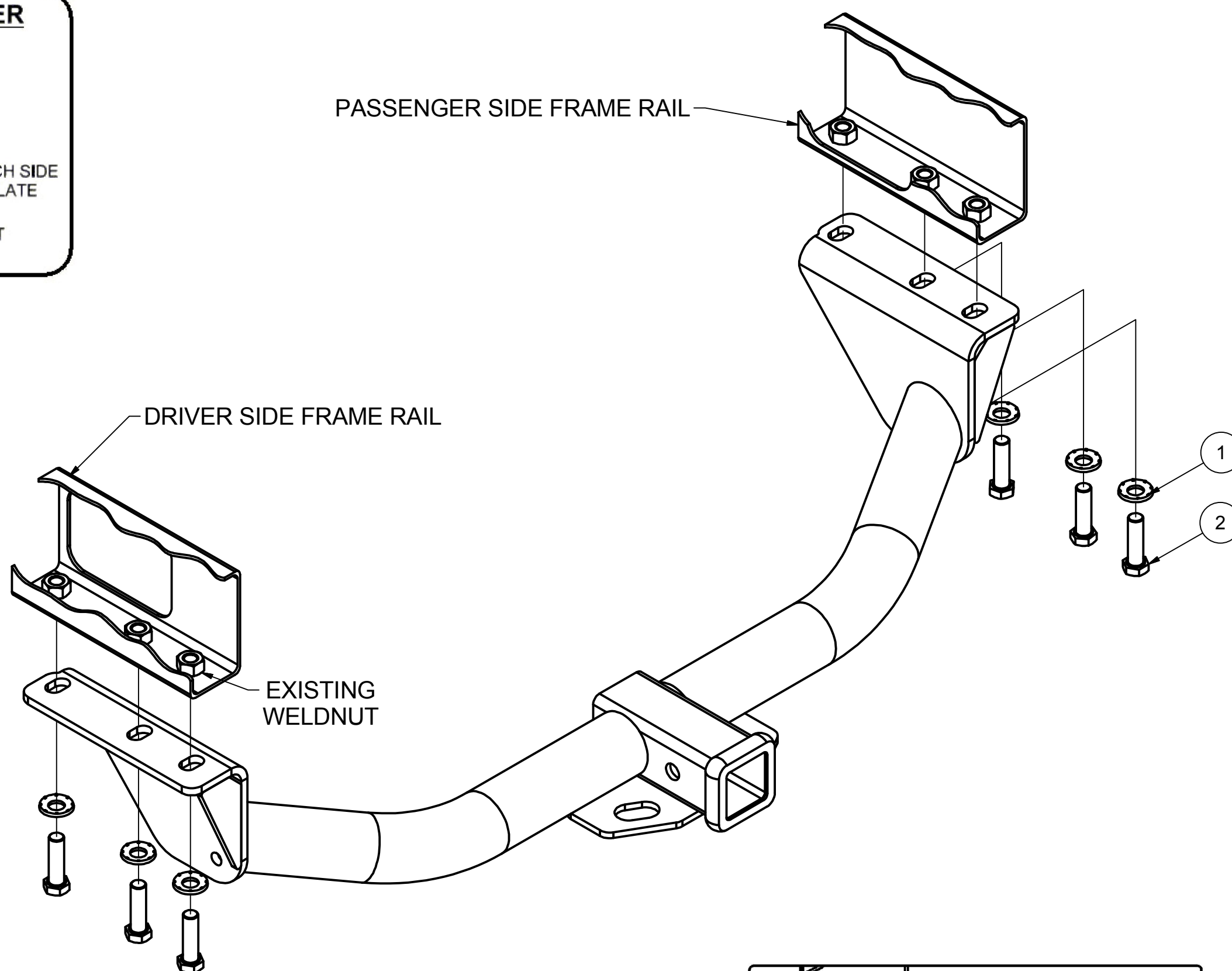
13161

CHEVROLET TAHOE PPV

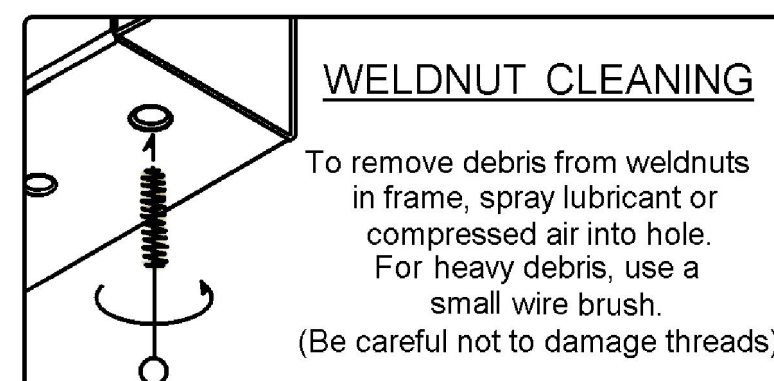
Parts List			
ITEM	QTY	PART NUMBER	DESCRIPTION
1	6	9/16" CONICAL WASHER	CONICAL TOOTHED WASHER
2	6	M14 - 2 x 50 HEX	GRADE 10.9 HEX BOLT



TOOLS REQUIRED
21mm SOCKET
RATCHET
TORQUE WRENCH
SAFETY GLASSES
SPRAY LUBRICANT



HITCH WEIGHT: 34 LBS.
 INSTALL TIME
 PROFESSIONAL: 15 MINUTES
 NOVICE (DIY): 30 MINUTES
 INSTALL NOTES:
 NO DRILLING REQUIRED
 WELDNUT CLEANING



INSTALLATION STEPS

1. If present, remove (6) existing bolts from both frame rails and discard. Clean weldnuts as necessary with spray lubricant and small wire brush.
2. Lift hitch into place and install (6) M14 bolts and conical washers as shown.
3. Torque all M14 fasteners to 150 lb.-ft.

PERIODICALLY CHECK THIS RECEIVER HITCH TO ENSURE THAT ALL FASTENERS ARE TIGHT AND THAT ALL STRUCTURAL COMPONENTS ARE SOUND.