

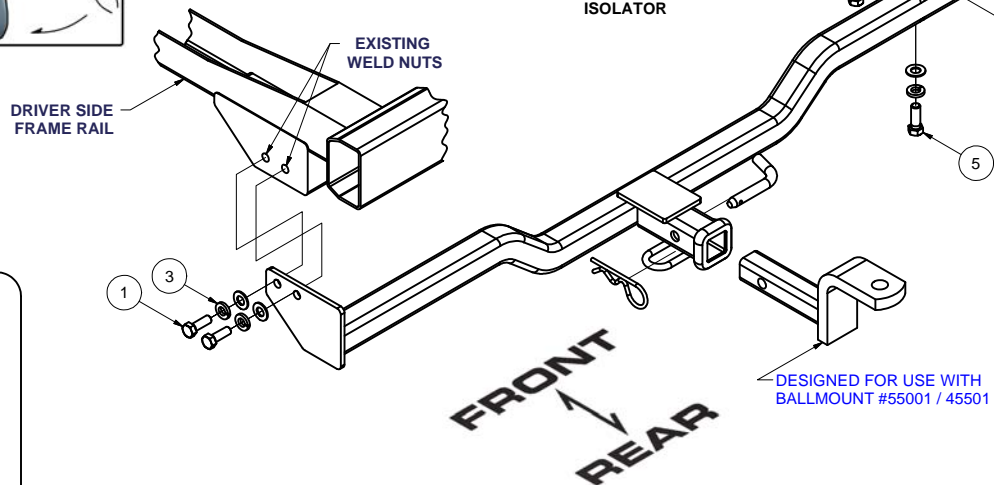
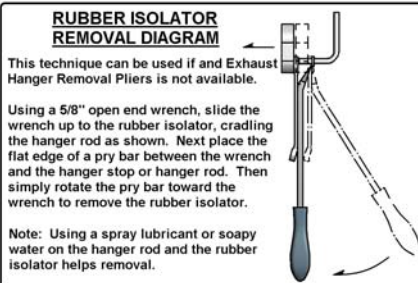
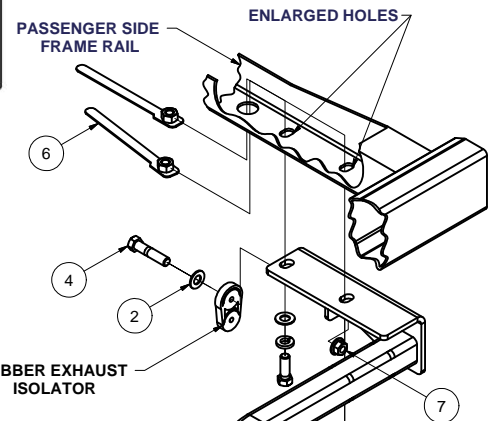
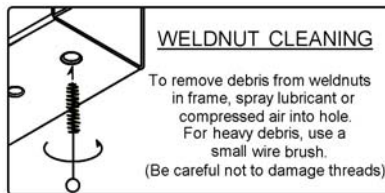
GROSS LOAD CAPACITY WHEN USED AS A WEIGHT CARRYING HITCH: 2,000 LBS. TRAILER WEIGHT & 200 LBS. TONGUE WEIGHT.

DO NOT EXCEED VEHICLE MANUFACTURER'S RECOMMENDED TOWING CAPACITY.

WARNING: ALL NON-TRAILER LOADS APPLIED TO THIS PRODUCT MUST BE SUPPORTED BY 18050 STABILIZING STRAPS.

** FAILURE TO PROPERLY SUPPORT NON-TRAILER LOADS WILL VOID PRODUCT WARRANTY**

Parts List			
ITEM	QTY	PART NUMBER	DESCRIPTION
1	2	M10 - 1.25 x 30	HEX BOLT
2	5	7/16	WASHER
3	4	7/16	HELICAL LOCK WASHER
4	1	7/16-14 x 2.00"	HEX BOLT
5	2	7/16-14 x 1 1/4	HEX BOLT
6	2	7_16-14 TAB NUT	HANDLE NUT
7	1	7/16-14	HEX FLANGE NUT



HITCH WEIGHT: 23 LBS.

INSTALL TIME

PROFESSIONAL: 45 MINUTES

NOVICE (DIY): 90 MINUTES

INSTALL NOTES:

- HOLE ENLARGING REQUIRED
- REMOVE TOW LOOP BRACKET
- LOWER EXHAUST

INSTALLATION STEPS

1. Under the rear of the vehicle locate the driver and passenger side frame rails.
2. Remove the metal exhaust hanger bolted to the passenger side. The rubber exhaust hanger will mount to the hitch after installation. Remove the tow loop bracket assembly mounted by (4) bolts on the driver's side frame rail. Return exhaust bracket and tow loop to customer for reinstallation if hitch is ever removed.
3. Position the hitch on the vehicle matching the holes in the side of the tow loop frame extensions on the driver's side frame rail, with the holes in the hitch plate. Install 10mm fasteners as shown above. On the passenger side, position the hitch over the rearward most existing holes in the frame rail. Using the hitch as a template, enlarge (2) holes for 7/16" fasteners as shown.
4. Install forward handle nuts through access hole in the passenger side frame rail as shown above. The rear handle nut can be placed between the frame and the bumper bracket.
5. Torque all 7/16" fasteners to 50 lb-ft, and all 10 mm fasteners to 36 lb-ft.
6. Install bolt under the passenger side plate to the rubber isolator as shown above.

PERIODICALLY CHECK THIS RECEIVER HITCH TO ENSURE THAT ALL FASTENERS ARE TIGHT AND THAT ALL STRUCTURAL COMPONENTS ARE SOUND.

Curt Manufacturing Inc., warrants this product to be free of defects in material and/or workmanship at the time of retail purchase by the original purchaser. If the product is found to be defective, Curt Manufacturing Inc., may repair or replace the product, at their option, when the product is returned, prepaid, with proof of purchase. Alteration to, misuse of, or improper installation of this product voids the warranty. Curt Manufacturing Inc.'s liability is limited to repair or replacement of products found to be defective, and specifically excludes liability for incidental or consequential loss or damage.