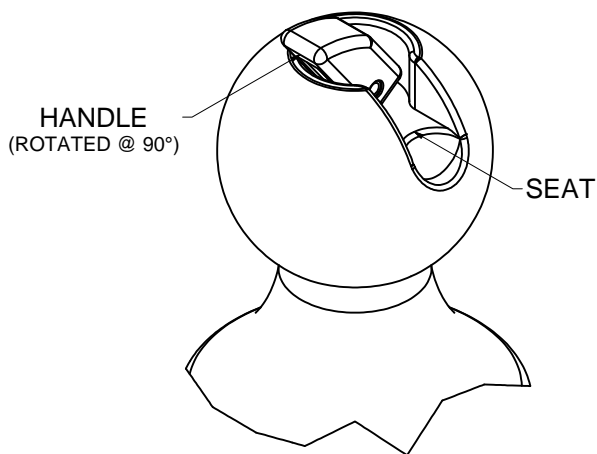
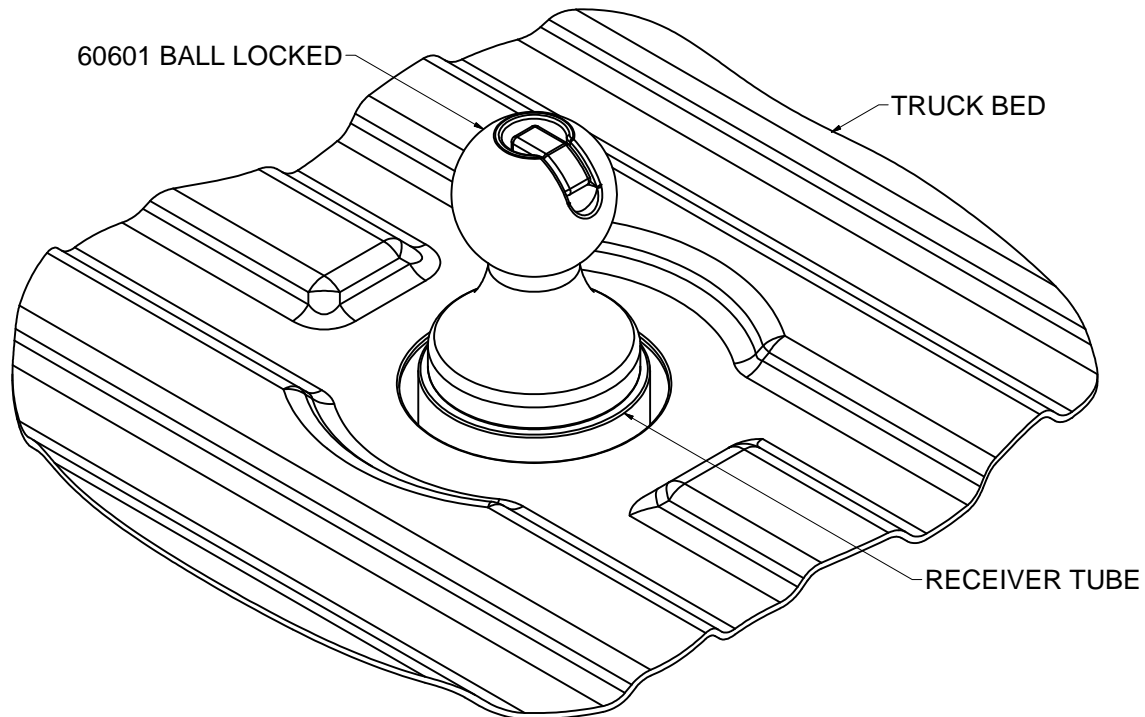


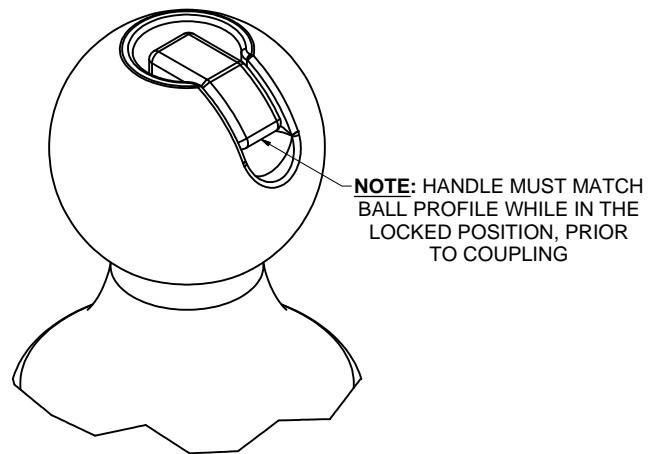
60601

OE GOOSENECK BALL

DO NOT EXCEED VEHICLE MANUFACTURER'S RECOMMENDED TOWING CAPACITY.



BALL UNLOCKED



BALL LOCKED

60601 OPERATION:

1. To install gooseneck ball, lift the handle from its seat and rotate 90°. Insert gooseneck ball in receiver tube in the bed of truck. Rotate the handle to the locked position and flip it down into its seat. **Note:** If handle does not want to rotate into the locked position, rotate the ball while applying light pressure to the side of the handle until the handle rotates into the locked position and flip it down into its seat.
2. When gooseneck ball is not in use, remove from the receiver tube and store in a dry / clean area.

PERIODICALLY CHECK THIS GOOSENECK HITCH TO ENSURE THAT ALL FASTENERS ARE TIGHT AND THAT ALL STRUCTURAL COMPONENTS ARE SOUND.

IMPORTANT TOWING INFORMATION

DO NOT EXCEED VEHICLE MANUFACTURER'S RECOMMENDED TOWING CAPACITY.

BEFORE TOWING THE FIRST TIME:

- Verify adequate turning clearance between the truck cab / box corners and trailer(s).
- Check truck box clearance. There should be a minimum clearance of 6" between the bottom of the trailer(s) overhang and the top of the box sides.
- Verify all hardware is torqued to the proper specification.
- Verify the trailer safety chain length. Too much slack in the chain may prevent maintaining control in the event of separation. Leave only enough slack to allow full turning without interference.
- Verify the trailer attachments to the safety chain loops are secure (cannot be shaken free during towing).

MAINTENANCE:

- Keep gooseneck ball, receiver, and trailer coupler lubricated regularly. Use silicone spray or equivalent to prevent wear / rust.
- Keep gooseneck ball, receiver, and trailer coupler free of dirt and other foreign debris.
Note: Failure to maintain your towing system could result in poor performance and/or catastrophic failure.

BEFORE TOWING EVERY TIME:

- Ensure all fasteners are tight and that all structural components are sound.
Note: Do not tow trailer with worn or damaged parts.
- Attach trailer securely to safety chain loops.
- Ensure the trailer weight does not exceed any part of your towing system. Be sure load is heavier towards front of the trailer while not exceeding the hitch tongue weight. Be sure trailer load is secured to prevent shifting and centered from left to right. **Note:** Never load the trailer heavier behind the trailer axle(s).
- Check tires to ensure they are inflated to the proper specification. Follow vehicle and trailer recommendations.
- Verify trailer lights, electric brakes, and breakaway switches are working properly.

WARNING!!

- Vehicle performance (braking, handling, acceleration, turning radius) can be drastically affected by the trailer. Allow additional time / space for stopping, changing lanes, passing and turning.
- Do not tow more than one trailer at a time. This may cause loss of control.
- Severe bumps can damage your towing system. Avoid or drive slowly over rough terrain.

PERIODICALLY CHECK THIS GOOSENECK HITCH TO ENSURE THAT ALL FASTENERS ARE TIGHT AND THAT ALL STRUCTURAL COMPONENTS ARE SOUND.