



Conti Scandinavia

The safe choice for harsh winter conditions.



Conti Scandinavia HS3 / HD3 / HT3 (19.5")

Dense snowfall, mountains of slush and iced junctions. In severe winter conditions, you need tires you can trust. Using our proven and further improved siping technology, the Conti Scandinavia line offers outstanding winter performance, especially when mounted on all axles. Our unique winter pattern technology provides reassuring grip and traction in the harshest conditions. Continental sets the benchmark with a complete winter portfolio that also includes 17.5" and 22.5".


Product highlights

Safety



- › A proven combination of different siping technologies guarantees maximum safety under harsh winter conditions
- › The special winter pattern ensures firm grip and traction on snow and ice

Safety benefits



- › The Conti Scandinavia is the ideal solution for demanding winter conditions:
 - › 10%* better braking on ice
 - › 30%* better acceleration on snow
 - › 35%* better braking in snow
- › To achieve maximum braking benefits, Conti Scandinavia should be mounted on all axles

* compared to a premium regional tire

Efficiency



- › The new tread compound provides significant improvements in rolling resistance at constant mileage performance
- › The sidewall compound adds to the improvements in rolling resistance, reducing fuel consumption further
- › The two-layer tread construction combines high mileage performance in the cap compound with significant rolling resistance improvements in the base compound

All Conti Scandinavia tires wear the Three Peak Mountain Snow Flake (3PMSF) symbol and M+S marking. All Continental Generation 3 tires feature regrooving indicators.

Conti Scandinavia HS3

- › Maximum safety and steering stability, thanks to the proven pocket sipe technology
- › Very good rolling resistance and mileage performance due to two-layer tread construction
- › Special Generation 3 winter compound against harsh winter conditions

Conti Scandinavia HD3

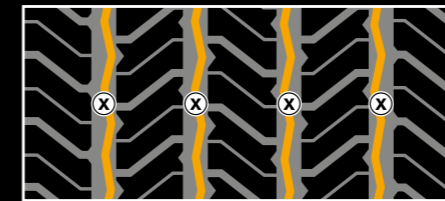
- › Maximum safety based on the 3D-siping technology for best traction results over lifetime
- › Very good rolling resistance and mileage performance due to two-layer tread construction
- › Special Generation 3 winter compound against harsh winter conditions

Conti Scandinavia HT3

- › Maximum safety due to siping technology and pocket sipes for excellent curving and braking stability
- › Wider shoulders to withstand strong lateral forces
- › Special Generation 3 winter compound against harsh winter conditions

Regrooving recommendations

Conti Scandinavia HS3



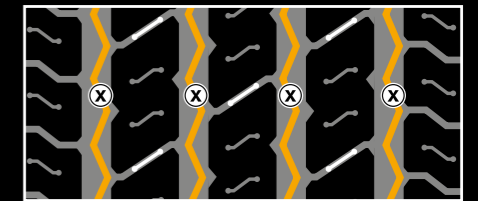
Size	Depth (mm)	Width (mm)
265/70 R 19.5	3.0	7
285/70 R 19.5	3.0	7

Conti Scandinavia HD3



Size	Depth (mm)	Width (mm)
265/70 R 19.5	3.0	6
285/70 R 19.5	3.0	6

Conti Scandinavia HT3



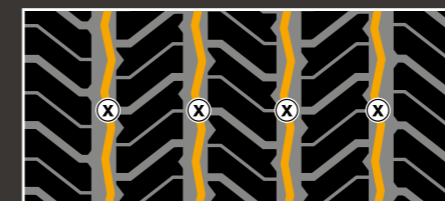
Size	Depth (mm)	Width (mm)
265/70 R 19.5	3.0	6
285/70 R 19.5	3.0	7

Conti Scandinavia LS3 / LD3 (17.5")

For maximum safety and efficiency in winter conditions, the new Conti Scandinavia line is also available for all axles in 17.5" sizes for light commercial vehicles.

Regrooving recommendations

Conti Scandinavia LS3



Size	Depth (mm)	Width (mm)
215/75 R 17.5	2.5	5
235/75 R 17.5	2.5	5

Conti Scandinavia LD3



Size	Depth (mm)	Width (mm)
215/75 R 17.5	2.5	6
235/75 R 17.5	2.5	6

