

Conti Hybrid

Versatility, mile after mile after mile.

GENERATION 3. DRIVEN BY YOUR NEEDS.

Conti Hybrid HS3/HD3/HT3 (22.5")

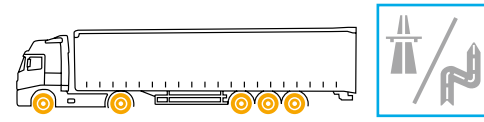
The new Conti Hybrid tire range actively helps meet today's unprecedented demand for greater efficiency. With an impressive 20 % increase in mileage performance and up to 6 % improved fuel efficiency, the new Conti Hybrid 22.5 sets standards. This tire range is ideally suited to the intensive challenges of the heavy-duty segment. The new tires have been specifically designed to handle the demands of both regional transport and motorway use.

Greatly improved tire life coupled with outstanding fuel efficiency ensures maximum economic efficiency for fleet operators, mile after mile after mile.

ContiLifeCycle inbuilt

All Generation 3 Conti Hybrid tires have been further improved in terms of retreading capability. The latest cord technology on all axles and the new belt skim compound enhance the performance of the proven 4-ply triangular belt package while new regrooving indicators make regrooving faster and easier.

The Hybrid tire line is perfectly tailored to our ContiLifeCycle.



GENERATION 3. DRIVEN BY YOUR NEEDS.

Technical data and air pressure recommendations

Tire size	Operating code				EU tire label				Rim	Tire dimensions						Load capacity (kg) per axle at tire pressure ⁶⁾ (bar) (psi)										
	Pattern	LI/SI ¹⁾	PR	M+S	Speed Index and reference speed (km/h)	TT/TL ²⁾	T ³⁾	C ⁴⁾		B ⁵⁾	Rim-width	Min. distance between rim centers	Max. standard value in service		Actual value		Stat. radius	Rolling circumference	Tire fitment	7.5 (109)	8.0 (116)	8.5 (123)	9.0 (131)			
													Width	Outer-Ø	Width +1%	Outer-Ø ±1%								±1.5%	±2%	
385/55 R 22.5	Conti Hybrid HS3	160/-K (158/-L)	20	M+S	K 110 (L 120)	TL	C	B	⊕ 73	11.75	12.25	396	401	1012	381	386	996	461	3059	160	S	7775	8190	8595	9000	
	Conti Hybrid HT3	160/-K (158/-L)	20		K 110 (L 120)	TL	**	**	**																	
295/60 R 22.5	Conti Hybrid HD3*	150/147 L	18	M+S	L 120	TL	C	B	⊕ 73	9.00	9.75	329	338	304	312	292	300	926	434	2806	150	S	5790	6095	6400	6700
315/60 R 22.5	Conti Hybrid HD3*	152/148 L	20	M+S	L 120	TL	C	B	⊕ 73	9.00	9.75	344	352	318	326	305	313	950	442	2880	152	S	6135	6460	6780	7100
	Conti Hybrid HD3*	152/148 M	16	M+S	M 130	TL	D	B	⊕ 73	8.25	9.00	326	335	302	310	290	298	1044	487	3185	152	D	6420	6760	7100	12600
275/70 R 22.5	Conti Hybrid HS3	148/145 M	18	M+S	M 130	TL	C	B	⊕ 70	9.00	9.75	351	358	318	326	312	320	1014	468	3090	156	S	6910	7280	7640	8000
	Conti Hybrid HD3*	154/150 L (154/150 M)	18	M+S	L 120 (M 130)	TL	C	B	⊕ 70																	
315/70 R 22.5	Conti Hybrid HS3	154/150 L (152/148 M)	18	M+S	L 120 (M 130)	TL	C	B	⊕ 70																	
	Conti Hybrid HD3*	154/150 L (152/148 M)	18	M+S	L 120 (M 130)	TL	C	B	⊕ 73																	
295/80 R 22.5	Conti Hybrid HS3	152/148 M	16	M+S	M 130	TL	C	B	⊕ 69	8.25	9.00	326	335	302	310	290	298	1044	487	3185	152	D	6420	6760	7100	12600
	Conti Hybrid HD3*	152/148 M	16	M+S	M 130	TL	D	B	⊕ 73																	
315/80 R 22.5	Conti Hybrid HS3	156/150 L (154/150 M)	20	M+S	L 120 (M 130)	TL	C	B	⊕ 69	9.00	9.75	351	360	318	326	312	320	1076	500	3280	156	S	6910	7280	7640	8000
	Conti Hybrid HD3*	156/150 L (154/150 M)	20	M+S	L 120 (M 130)	TL	D	B	⊕ 73																	
12 R 22.5	Conti Hybrid HS3	152/148 L (150/148 M)		M+S	L 120 (M 130)	TL	C	B	⊕ 69	8.25	9.00	329	338	304	312	292	300	1084	504	3306	152	D	6420	6760	7100	12600

Data acc. to DIN 7805/4, WdK-Guidelines 134/2, 142/2, 143/14, 143/25
 1) Load index single/dual wheel fitment and speed symbol
 2) TT = Tube Type, TL = Tubeless
 3) Fuel efficiency
 4) Wet grip
 5) External rolling noise (db)
 6) For tire pressures of 8.0 bar (116 psi) or greater, use valve slit cover plate
 * In preparation
 ** Label values in preparation



Redefining regional: Conti Hybrid 22.5



Conti Hybrid HS3/HD3/HT3

- › Outstanding mileage performance
- › Excellent fuel efficiency
- › Wet performance over lifetime

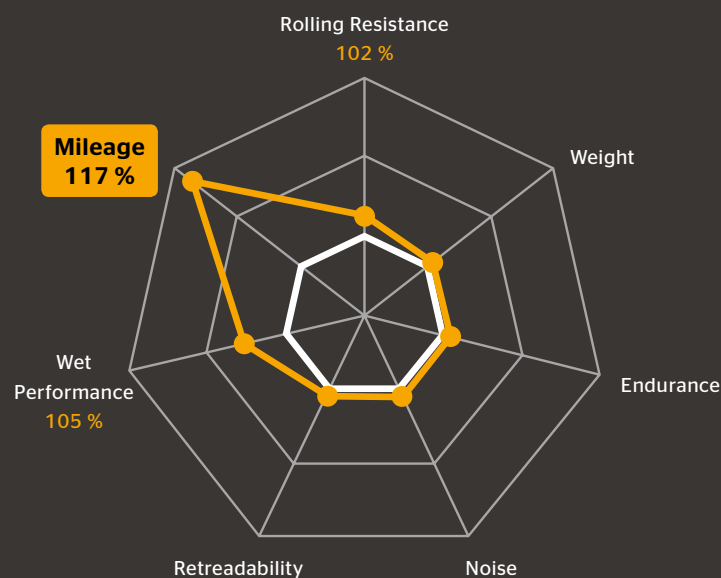
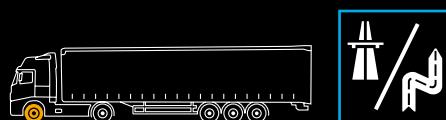


Conti Hybrid HS3

Conti Hybrid HD3

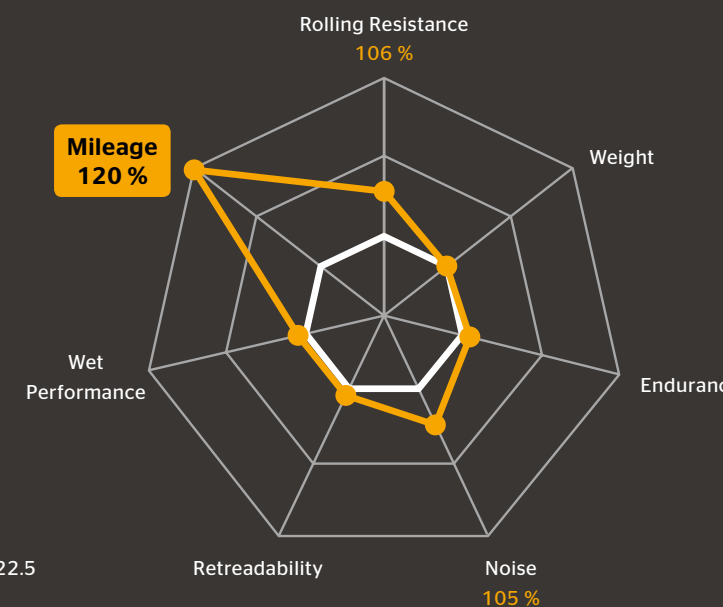
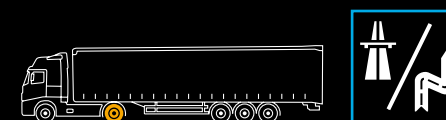
Conti Hybrid HT3

Conti Hybrid HS3



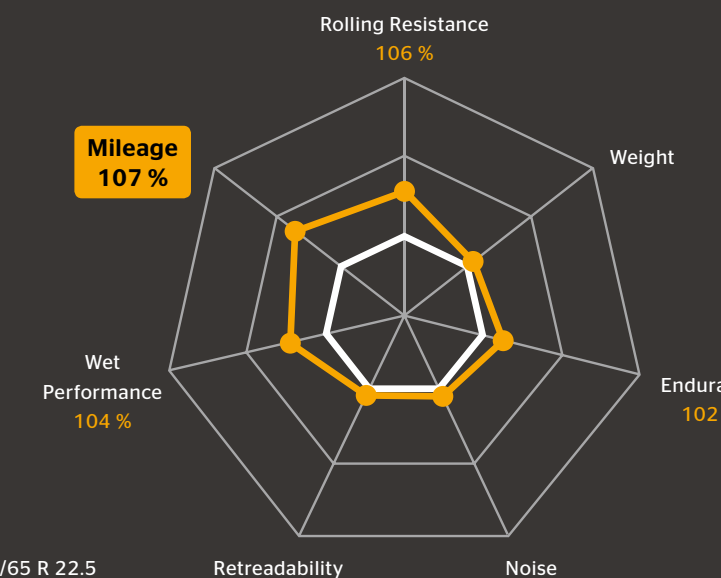
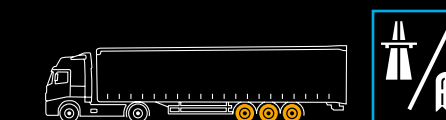
— Conti Hybrid HS3 — Compared to predecessor 315/80 R 22.5

Conti Hybrid HD3



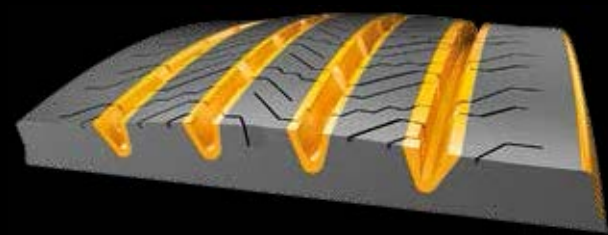
— Conti Hybrid HD3 — Compared to predecessor 315/80 R 22.5

Conti Hybrid HT3



— Conti Hybrid HT3 — Compared to predecessor 385/65 R 22.5

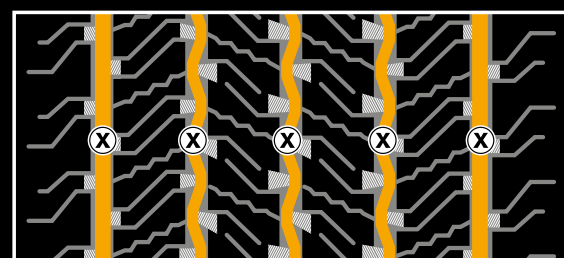
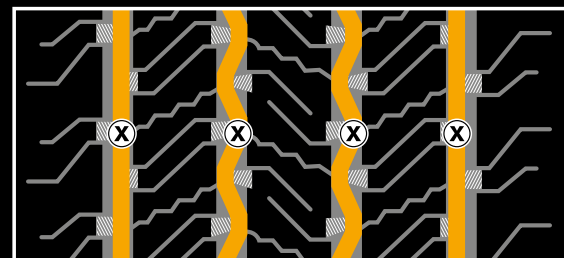
Product highlights



- › Plus Volume Pattern: narrowed groove widths result in increased pattern volume which improves wear resistance to guarantee high mileage performance
- › New contour: the new shape ensures better pressure distribution, providing more even wear for high mileage performance
- › Wet performance pocket sipes: a new siping technology with full-depth sipes enhances water displacement and improves wet performance over lifetime
- › "1+5" cord for improved technical retreadability


All Conti Hybrid steer axle tires are provided with the Continental Visual Alignment Indicator (VAI™).

Regrooving recommendations



Size	Depth (mm)	Width (mm)
385/55 R 22.5	3.0	A: 10 B: 8
385/65 R 22.5	3.0	A: 10 B: 8
275/70 R 22.5	2.5	8
315/70 R 22.5	2.5	9
295/80 R 22.5	3.0	8
315/80 R 22.5	3.5	9
12 R 22.5	3.0	8

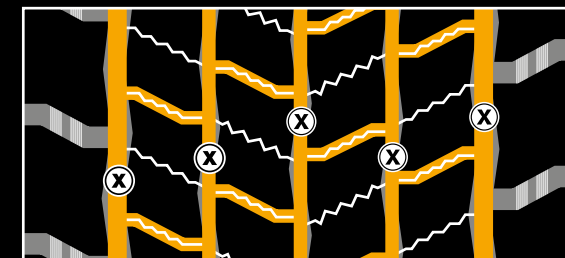
Product highlights



- › Block design with 3d sipes: the new block design decreases wear by reducing the ground contact area for significantly increased mileage performance. 3D sipes strengthen the stability of the block geometry despite an increased number of grooves. Thanks to a higher number of gripping edges, the drive axle traction is improved.
- › Hybrid drive compound: the newly balanced polymer rubber tread compound is specifically designed to increase mileage and ensure off-road performance
- › Rolling resistance optimized sidewall compound: the optimized rubber compound in the sidewall helps improve the fuel efficiency
- › "1+5" cord for improved technical retreadability

All Hybrid drive axle tires are provided with the Three Peak Mountain Snow Flake (3PMSF) ¹⁾ symbol and M+S marking.

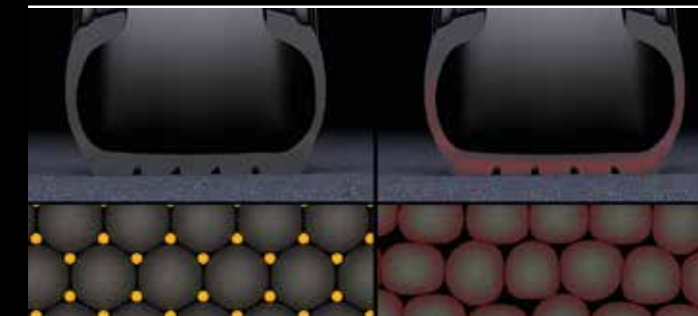
Regrooving recommendations



Size	Depth (mm)	Width (mm)
295/60 R 22.5	3.0	A: 7 B: 6
315/60 R 22.5	3.0	A: 7 B: 6
275/70 R 22.5	3.0	A: 7 B: 6
315/70 R 22.5	3.0	A: 7 B: 6
295/80 R 22.5	3.0	A: 7 B: 6
315/80 R 22.5	3.0	A: 7 B: 6

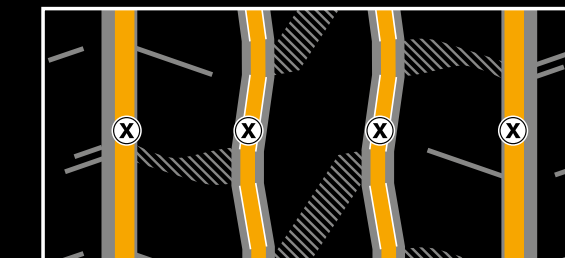
¹⁾ Three Peak Mountain Snow Flake
 "Snow tire" means a tire [...] designed to achieve in snow conditions a performance better than a normal tire [...]. Source: Economic Commission for Europe of the United Nations (UNECE), R117

Product highlights



- › Hybrid trailer compound: The Conti Hybrid HT3 uses new rubber compounds with less heat development in both tread and sidewall. The tread polymer improves rolling resistance and increases service life while the optimized sidewall compound improves the fuel efficiency of this trailer axle tire.
- › Improved rib pattern: the enhanced pattern structure in the rib area offers more mileage performance and better fuel efficiency
- › "3+8" cord for improved technical retreadability

Regrooving recommendations



Size	Depth (mm)	Width (mm)
385/55 R 22.5	3.0	A: 10 B: 8
385/65 R 22.5	3.5	A: 10 B: 8