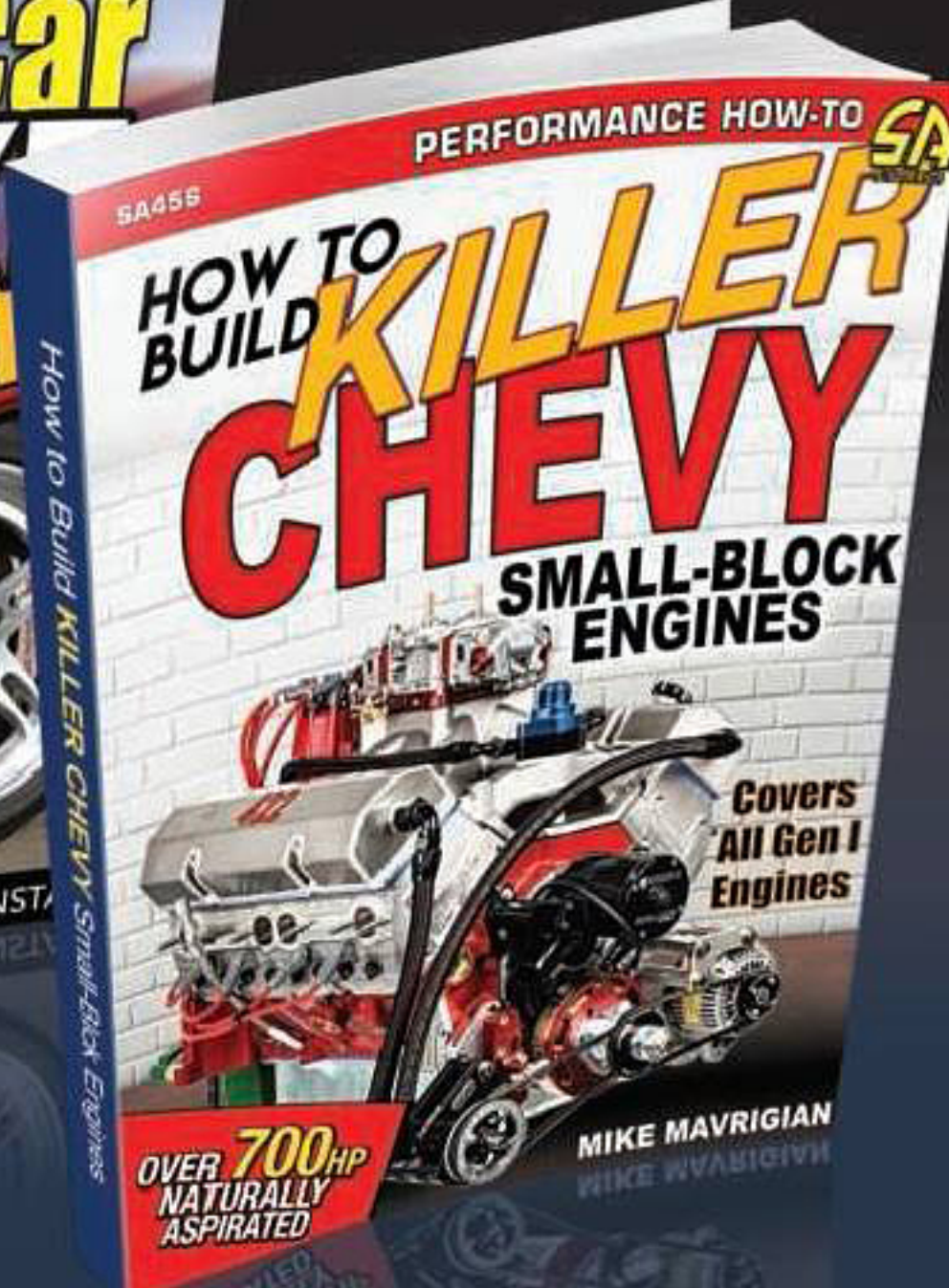
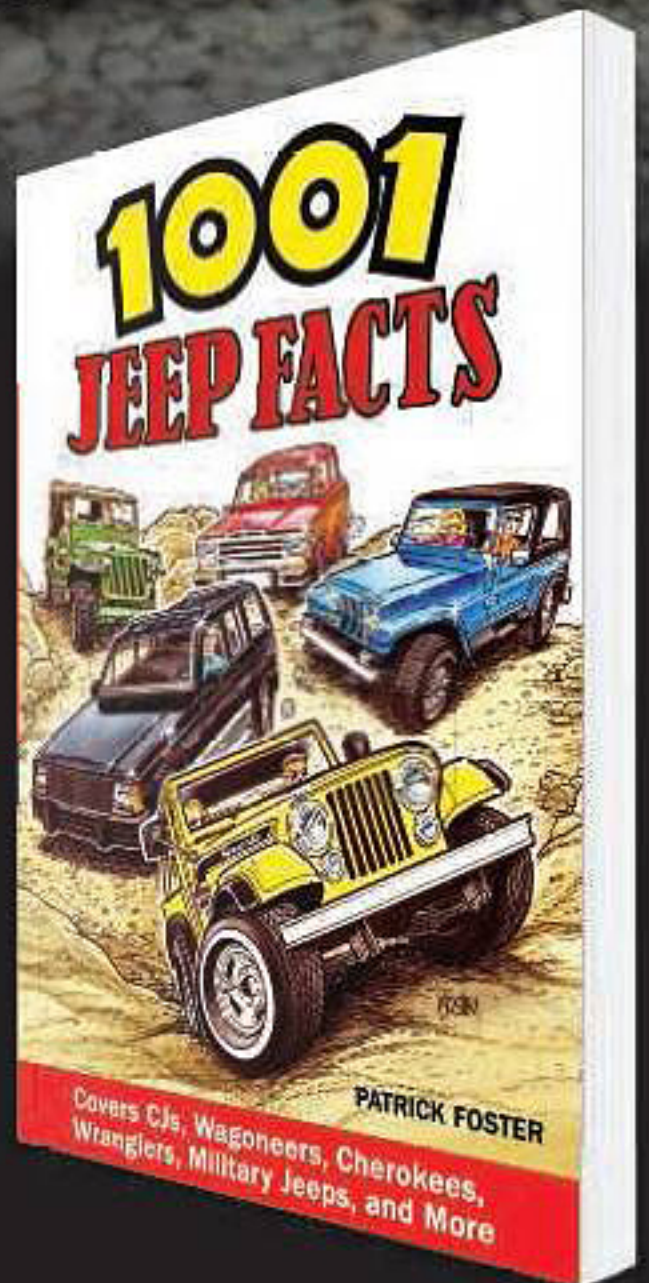
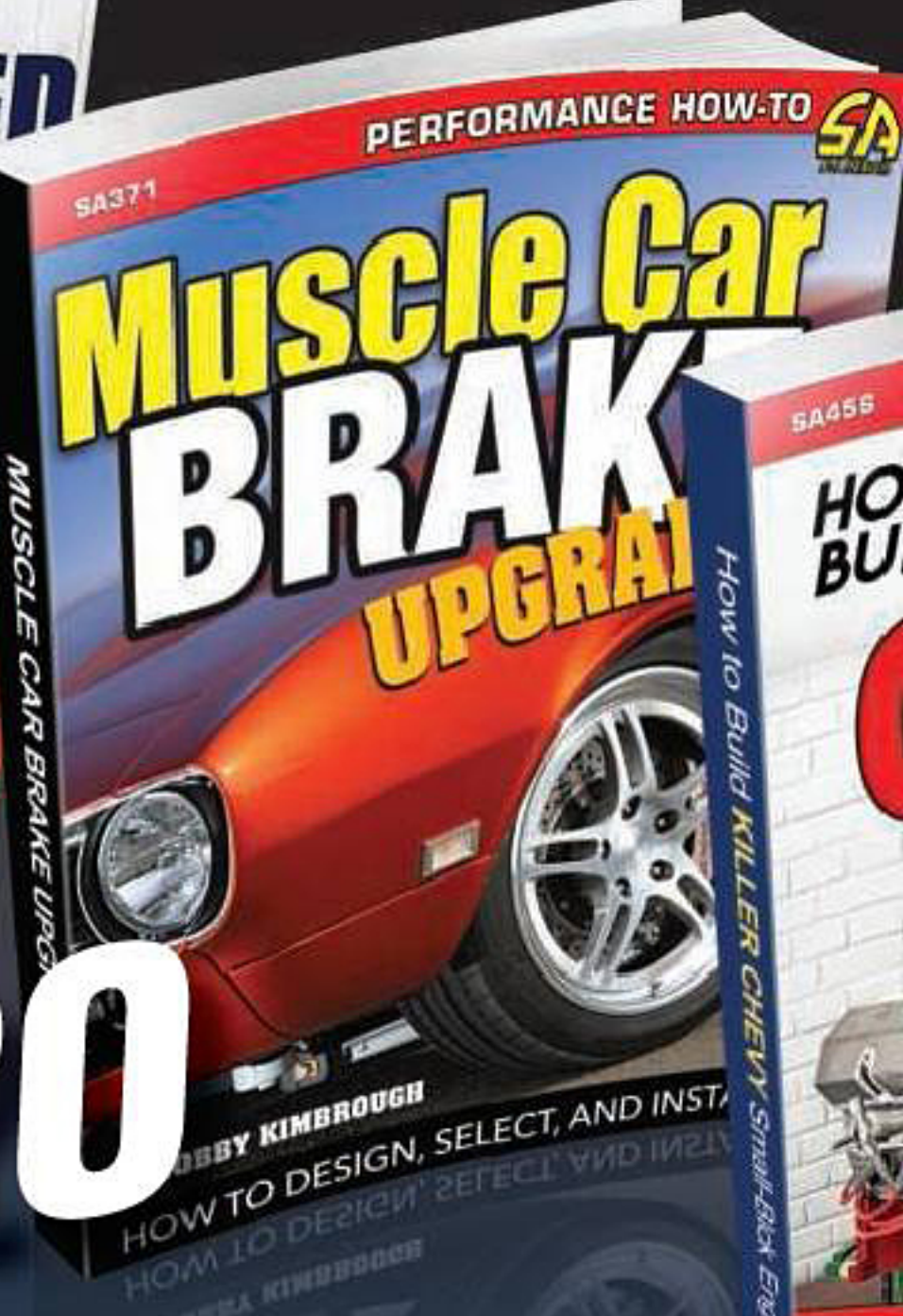
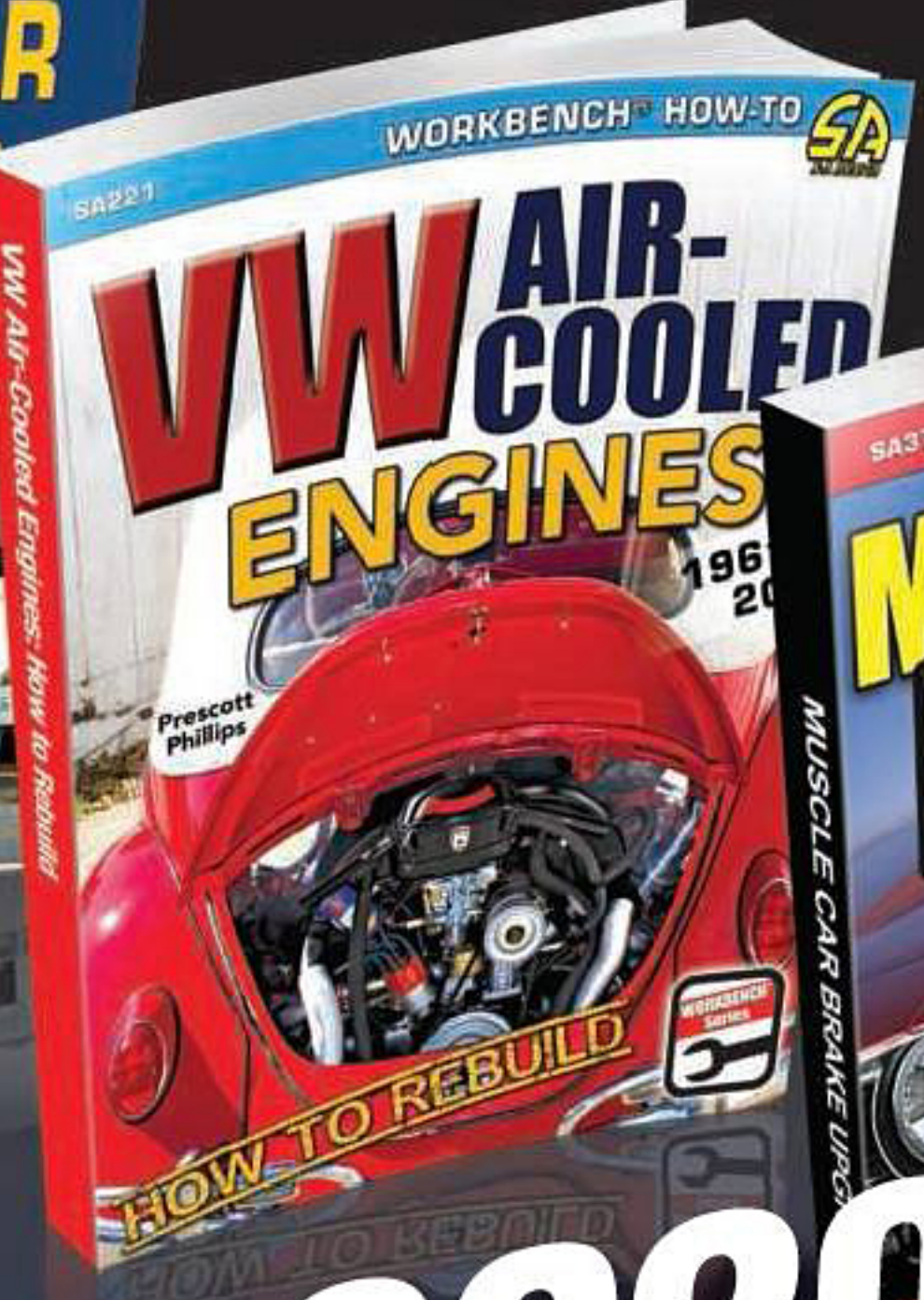
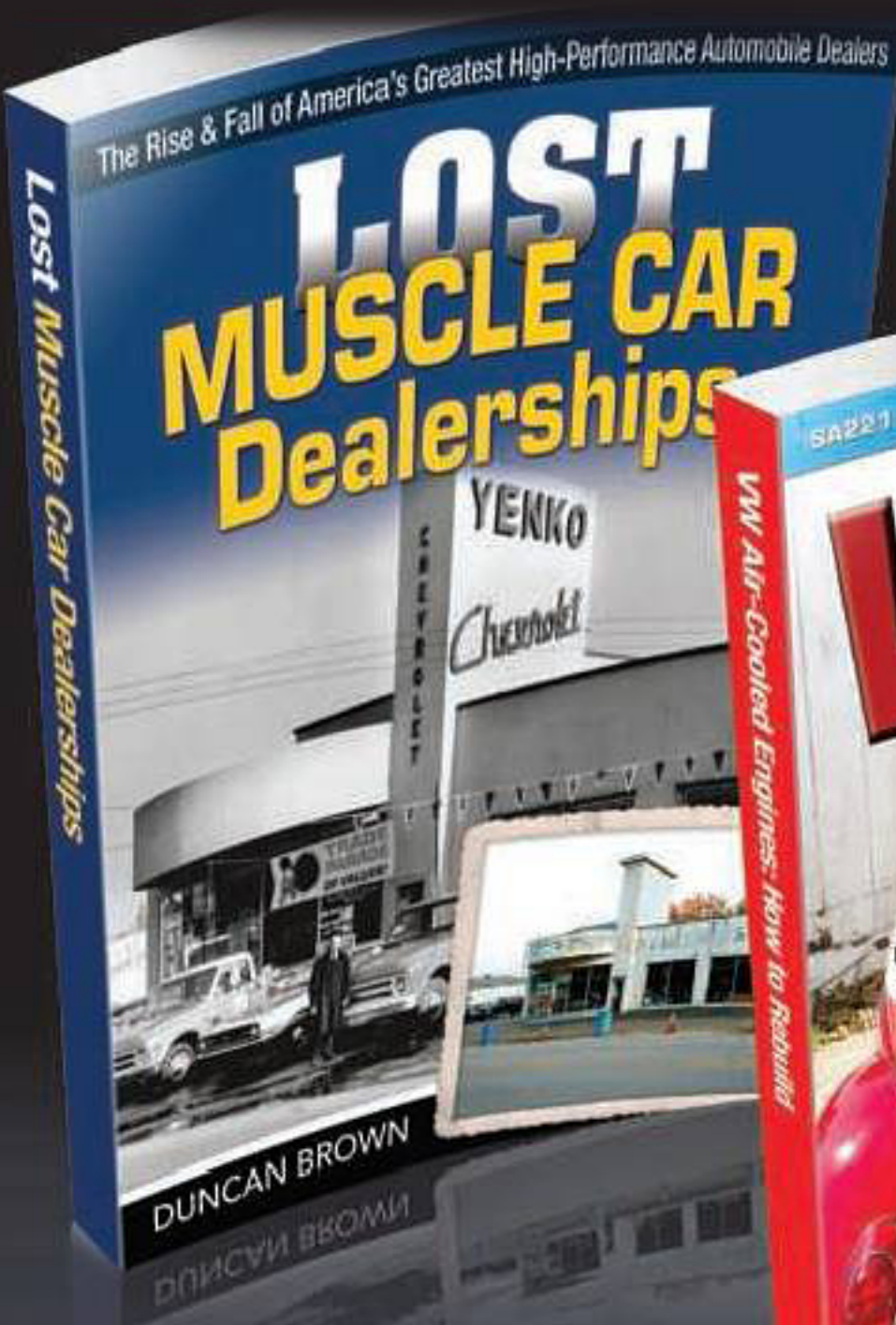




CarTech[®]


Auto Books and Manuals

Photo courtesy Jerry Heasley, as found in the book
Hubert Platt: Fast Fords of the Georgia Shaker



2020


Part # CATBW1



HOW TO SUPERCHARGE & TURBOCHARGE GM LS-SERIES ENGINES - Revised Edition by Barry Kluczyk

The only book on the market specifically dedicated to forced air induction for LS-series engines. It provides exceptional guidance on the wide range of systems and kits available for arguably the most popular modern


V-8 on the market today. Supercharger and turbocharger design and operation are covered in detail, so you have a solid understanding of each system and can select the best system for your budget, engine, and application. 8.5 x 11", 144 pgs, 413 photos, Sftbd. ISBN 9781613254905 Part # SA180



HOW TO RESTORE YOUR VOLKSWAGEN BEETLE by Eric LeClair, Susan Anderson & the Aircooled Kustoms Krew

Restoring your Beetle is covered through step-by-step sequences from unbolting that first nut through polishing the paint on your freshly restored Bug. The specialists at Aircooled Kustoms walk you through the proper


disassembly methods, restoring versus replacing components, and reassembling your restored Bug, covering everything related to the body, undercarriage, and interior along the way. 8.5 x 11", 168 pgs, 596 photos, Sftbd. ISBN 9781613254271 Part # SA426



HIGH-PERFORMANCE AUTOMOTIVE COOLING SYSTEMS by John F. Kershaw

Explains the basics of cooling system operation, provides an examination of coolant and radiator options, explains how to manage coolant speed through your engine, examines how to manage airflow through your radiator, takes a thorough look at cooling fans, and


finally uses all this information in the testing and installation of all these components. 8.5 x 11", 128 pgs, 349 photos, Sftbd. ISBN 9781613255049 Part # SA462



HOW TO REPAIR AUTOMOTIVE AIR-CONDITIONING AND HEATING SYSTEMS by Jerry Clemons

Automotive climate controls are complex and difficult to repair without proper instruction. A history of HVAC systems, airflow, the principles of refrigerant, diagnosis of common faults in older systems, testing

procedures, components, and repair and recharging your system are completely covered by technical instructor and HVAC expert Jerry Clemons. 8.5 x 11", 160 pgs, 542 photos, Sftbd. ISBN 9781613255001 Part # SA458



JEEP WRANGLER YJ 1987-1995: Performance Modifications by Don Alexander & Quinn Thomas

Covers the YJ 4.0 engine, transmissions, transfer cases, axles, differentials, driveshafts, steering boxes, brake upgrades, shocks, springs and lift kits, chassis strengthening, and interior upgrades. Whether doing some simple upgrades or going all

out, this book will guide you through the process. 8.5 x 11", 144 pgs, 400 photos, Sftbd. ISBN 9781613254486 Part # SA440




The Best Way to Get 600 HP Without Spending a Fortune!

HOW TO BUILD MAX-PERFORMANCE

CHEVY SMALL-BLOCKS ON A BUDGET by David Vizard

Highly regarded engine builder and technical writer David Vizard turns his attention to building serious-horsepower small-block Chevy engines on a budget—would you believe 600 hp for about \$3,000? Includes factory part numbers, easy do-it-yourself cylinder head mods, aftermarket parts, and more. 8.5 x 11", 160 pgs, 290 color photos, Sftbd. ISBN 9781932494846 Part # SA57


BEST SELLER



MUSCLE CAR BRAKE UPGRADES: How to Design, Select, and Install by Bobby Kimbrough

Follow detailed, thorough, step-by-step procedures to install brake systems on a variety of classic muscle cars from Ford, Chrysler, and General Motors. The fundamentals of system design, operation, and component


function are clearly explained so you understand all principles, equipment, and available kits. 8.5 x 11", 144 pgs, 332 photos, Sftbd. ISBN 9781613252710 Part # SA371



1001 JEEP FACTS by Patrick Foster

Join Jeep expert and historian Foster as he relives everything cool and fun about the Jeep through interesting facts related to legend and lore, body and interior, engine and driveline, suspension and brakes, and finally number crunching and press commentary. No Jeoper's library should


be without it. 6 x 9", 352 pgs, 219 photos, Sftbd. ISBN 9781613254714 Part # CT653



HOW TO BUILD KILLER CHEVY SMALL-BLOCK ENGINES by Mike Mavrigian

Learn how to get the most horsepower out of the tried-and-true small-block Chevy platform in this all-new full-color guide. All the major components are covered. In addition, this book contains a large section on stroker packages, featuring the latest street heads from

AFR, Dart, RHS, World Products, and other prominent manufacturers. 8.5 x 11", 144 pgs, 400 photos, Sftbd. ISBN 9781613254899 Part # SA456



LOST MUSCLE CAR DEALERSHIPS by Duncan Brown

Revisit the glorious 1960s and early 1970s, when cars from Reynolds Buick, Yeakel Chrysler-Plymouth, Mel Burns Ford, and others created the lasting muscle car legacy through innovative advertising and over-the-top performance. Detailed text and more than 250 historic photos and

illustrations provide the history of those dealerships. 8.5 x 11", 192 pgs, 360 photos, Sftbd. ISBN 9781613254516 Part # CT644



HOW TO REBUILD VW AIR-COOLED ENGINES: 1961-2003 by Prescott Phillips

This book covers rebuilding the VW Type 1, 2, and 3 engines beginning in 1961, when a significant redesign improved the basic initial design. Step-by-step color photos provide in-depth, hands-on rebuilding information, while engine model


types, identification codes, specifications, and details help the user source a good candidate for rebuilding or retrofitting. 8.5 x 11", 144 pgs, 584 photos, Sftbd. ISBN 9781613254332 Part # SA221



CHEVROLET SMALL-BLOCK PARTS INTERCHANGE MANUAL - Revised Edition by Ed Staffel

This revised edition provides everything you need to know about parts interchangeability for the small-block Chevy. Casting and serial number identification guides are included to help you through the myriad of available parts. Learn what parts combine


to create various displacements and which match well with others. 8.5 x 11", 144 pgs, 270 photos, Sftbd. ISBN 9781613254981 Part # SA55



CHRYSLER'S MOTOWN MISSILE: Mopar's Secret Engineering Program in the Dawn of Pro Stock by Geoff Stunkard

The drama of 1970s Chrysler Pro Stock drag racing unfolds in this new book, which focuses on the racing and technological evolution of the legendary *Motown Missile* and Mopar Missile racing programs from 1970 to 1977. 8.5


x 11", 176 pgs, 400 photos, Sftbd. ISBN 9781613254752 Available April 2020 Part # CT655



HOW TO RESTORE YOUR 1947-1955 CHEVY TRUCK by Deve Krehbiel

The Advance Design era (1947-1955) has been overlooked for long enough and Deve Krehbiel, a well-known restoration expert from DeveTechnet.com who specializes in these trucks, puts his 40 years of experience


restoring nothing but Advance Design trucks into a very extensive and very complete single volume with more than 500 photos and detailed instruction for every aspect of a proper restoration. 8.5 x 11", 176 pgs, 535 photos, Sftbd. ISBN 9781613255025 Available January 2020 Part # SA460



COBRA JET: The History of Ford's Greatest High-Performance Muscle Cars by Rob Kinnan & Diego Rosenberg

The history of the Cobra Jet is brought back to life by showcasing the vast array of Ford and Mercury iron that could be ordered with this performance option, including the


current low-production Cobra Jet Mustangs built from 2008 to the present that terrorize the drag strip. 10 x 10", 192 pgs, 350 photos, Hdbd. ISBN 9781613253786 Available March 2020 Part # CT612.




CHEVY DRAG RACING 1955-1980: A Celebration of Bowtie's Success at the Drag Strip by Doug Boyce

Accomplished racing author Doug Boyce takes a celebratory look at Chevy's years of drag racing success, with a focus on the first 25 years (1955 through 1980). 8.5 x 11",


176 pgs, 300 photos, Sftbd. ISBN 9781613254998 Available March 2020 Part # CT659.




FORD TRUCKS: A Unique Look at the Technical History of America's Most Popular Truck
by Jimmy Dinsmore & James Halderman
A thorough history of Ford pickup trucks as seen from a technical viewpoint. Fully covered are all the options, chassis specifications, running changes, and the evolution of these trucks as they transformed from spartan utilitarian vehicles to the luxury best-selling family cruisers seen today. 8.5 x 11", 192 pgs, 400 photos, Hdbd. ISBN 9781613255124
Available February 2020 Part # CT661




HOW TO REBUILD PONTIAC V-8s - Updated Edition
by Rocky Rotella
Pontiac expert Rotella uses detailed captions and photos to show each crucial step of the disassembly, inspection, machine work, parts selection, assembly, and break-in process of a complete engine rebuild. 8.5 x 11", 160 pgs, 390 photos, Sftbd. ISBN 9781613255636
Available January 2020 Part # SA200



HOW TO SWAP GM LT-SERIES ENGINES INTO ALMOST ANYTHING
by Jefferson Bryant
Jefferson Bryant presents thorough instruction for each crucial step in the LT swap process. This book affords comprehensive guidance so you can complete a swap with confidence. If you have a project in the works, planning a project in the near future, or if you simply want to learn how the swap process takes place, this book is for you. 8.5 x 11", 144 pgs, 400 photos, Sftbd. ISBN 9781613253885
Available April 2020 Part # SA411



HOW TO RESTORE YOUR CHEVY TRUCK: 1967-1972
by Kevin Whipps
Veteran author Kevin Whipps shows you how to inspect, assess, and accurately budget your 1967-1972 Chevy truck restoration project. You are then taken through each major portion of truck restoration, including the engine, suspension, chassis, bodywork, paint, brakes, steering, transmission, drive-line, electrical system, interior, and more. 8.5 x 11", 176 pgs, 500 photos, Sftbd. ISBN 9781613255032
Available April 2020 Part # SA461




GALE BANKS'S DIESEL PERFORMANCE
by Steve Temple
Veteran author Steve Temple covers all aspects of Gale Banks's knowledge in performance diesel applications. Includes a look at defining diesel performance, how diesel differs from other fuels, the importance of airflow, a complete overview of forced induction, data acquisition and testing, minimizing backpressure, traditional performance upgrades, and finally, popular do-it-yourself installs and engine swaps. 8.5 x 11", 176 pgs, 400 photos, Sftbd. ISBN 9781613255018
Available March 2020 Part # SA459



BRAKE REPAIR: How to Diagnose, Fix, or Replace Your Car's Brakes: Step-By-Step
By Steven Cartwright
With the help of this book, you will be able to competently and confidently complete a standard four-wheel disc brake job for less than half the cost of a local dealership, paying for this book many times over the very first time you use it. 8.5 x 11", 144 pgs, 500 photos, Sftbd. ISBN 9781613255117
Available February 2020 Part # SA467



CLASSIC TRIUMPH CALENDAR 2020
The combination of photos by Timothy Remus, captions by Lindsay Brooke, and art-quality paper measuring 16 inches across, makes this one calendar any motorcycle enthusiast can look forward to all year long. **Shipping is restricted to the US, Canada & Mexico via USPS.** 16 x 12" Part # WP2020.



TATTOO - Flash Art Vol. 1
by Diamond Body Art
Published by ArtKulture, an imprint of Wolfgang Publications, **TATTOO Flash Art Vol. 1** includes more than 200 pieces of flash art in five popular categories: Traditional, Neo-Traditional, Realism, Blackwork, and Geometric. 8.5 x 11", 144 pgs, 250 photos, Sftbd. ISBN 9781941064566
Part # WP456.



HARLEY-DAVIDSON FXR BIBLE: History, How-To Customize, Gallery
by Timothy Remus
This new book from Timothy Remus combines history, advice from pros, and hands-on how-to information and ideas as to where to buy the best combination of parts to build or modify your own best ever FXR. 8.5 x 11", 144 pgs, 400 photos, Sftbd. ISBN 9781941064559
Part # WP455




RALLYING 2019
by Anthony Peacock, Reinhard Klein & Colin McMaster
Anthony Peacock's texts, in the form of short rally-by-rally summaries, complement the photography perfectly, while a series of insightful vignettes, often emotional, sometimes nostalgic, provide the Moving Moments. **Rallying 2019** is a permanent and colorful record of an epic WRC season and a must-have in this collectable series. 11.7 x 8.3", 288 pgs, 500 photos, Hdbd. ISBN 9783947156238
Available February 2020 Part # MK623




RALLYING 2018
by Anthony Peacock, Reinhard Klein & Colin McMaster
A spectacular visual account of the 2018 World Rally Championship season. The best images from McKlein illustrate the action and emotion from every round, while creative texts from Anthony Peacock summarize the drama as it unfolded. 11.7 x 8.3", 288 pgs, 555 photos. Hdbd. ISBN 9783947156030
Part # MK603



RALLYING 1977
by John Davenport & Reinhard Klein
This book fills the gap of lacking a proper yearbook for the 1977 international rally season. The 500-page, picture-heavy yearbook with texts by John Davenport and images from McKlein features all the WRC rounds as well as the most important ERC rounds. 11 x 8.3", 512 pgs, 926 b/w & color photos. Hdbd. ISBN 9783947156108
Part # MK610



1001 STEVE MCQUEEN FACTS: The Rides, Roles, and Realities of the King of Cool
by Tyler Greenblatt
Author Tyler Greenblatt has waded through the plethora of information available to compile 1,001 of the most interesting Steve McQueen facts in this cumulative volume that is sure to keep fans of the actor, racer, and collector enthralled for hours. 6 x 9", 366 pgs, 125 photos, Sftbd. ISBN 9781613254738
Available April 2020 Part # CT654




GROUP A: When Rallying Created Road Car Icons
by John Davenport & Reinhard Klein
The new McKlein book, **Group A: When Rallying Created Road Car Icons**, covers the ten years from 1987 to 1996 when Group A went from featuring fairly unexciting road cars to exotic, hi-tech rally cars whose performance was not much less than their predecessors. 9.6 x 11.8", 256 pgs, 360 photos, Hdbd. ISBN 9783947156214
Part # MK621




FORD ESCORT: A Winner's Car
by Reinhard Klein & John Davenport
This book summarizes the complete rally history of the Mk1 and Mk2 Escorts from the first concept in 1967 to the World Championship title of 1981. The texts are accompanied by more than 500 partly known and partly never-before-seen photos. They show the Escort in the legendary Boreham workshop, during test drives and, above all, in action in a wide variety of liveries. 9.6 x 11.8", 264 pgs, 506 b/w & color photos. Hdbd. ISBN 9783947156085
Part # MK608




SPORTS CAR RACING IN CAMERA 1960-69
by Paul Parker
Previously out-of-print, this updated edition from the In Camera series makes the world of sports car racing in the 1960s spring to life through stunning full-color period photography and the author's detailed and well-observed commentary. 9 x 11", 256 pgs, 290 photos, Hdbd. ISBN 9780992876999
Part # BP699



CARS OF THE SOVIET UNION: The Definitive History
by Andy Thompson
Extraordinarily detailed and fully illustrated, this is the story of Soviet cars from the birth of the Soviet Union in 1917 until its demise in 1991, including a chapter dedicated to the post-Soviet era. 8.3 x 10.6", 384 pgs, 457 photos, Hdbd. ISBN 9780992876982
Part # BP698



HOW TO RESTORE YOUR DATSUN Z-CAR, SECOND EDITION: Covers Datsun 240Z, 260Z, and 280Z
by Wick Humble
Recapture the excitement and value by restoring your Datsun Z to like-new condition using this fully revised restoration manual. Wick Humble provides a thorough, step-by-step guide for restoring 240Z, 260Z, and 280Z sports cars. 8.5 x 11", 240 pgs, 500 photos, Sftbd. ISBN 9781931128407
Part # CB840
Available April 2020




CHEVROLET 8.1L VORTEC/496 PERFORMANCE MANUAL: How to Modify 8100 Vortec Truck and 496 CID Marine Engines
by Larry Hofer & Don Taylor
Experts Larry Hofer and Don Taylor detail how to modify and increase performance on your 8.1L/496 CID truck and marine engines. Includes engine blocks and development, cylinder heads, intake systems, computers, and more! 8.5 x 11", 176 pgs, 400 photos, Sftbd. ISBN 9781931128414
Part # CB841
Available January 2020

MUSCLE CARS IN DETAIL



Provides an introduction and historical overview, an explanation of the design and concepts involved in creating the car, a look at marketing and promotion, and an in-depth study of all hardware and available options, as well as an examination of where the car is in the market today. 8.25 x 9", 96 pgs, over 100 photos. Sftbd.



1970 Chevelle Chevrolet SS: Muscle Cars in Detail No. 1 Part # CT588

1971 Plymouth 'Cuda: Muscle Cars in Detail No. 2 Part # CT576

1968 Shelby Mustang GT350, GT500 and GT500KR: Muscle Cars in Detail No. 3 Part # CT572

1969 Chevrolet Camaro SS: Muscle Cars in Detail No. 4 Part # CT564

1969 Plymouth Road Runner: Muscle Cars in Detail No. 5 Part # CT580

1969-1970 Ford Mustang Boss 429: Muscle Cars in Detail No. 7 Part # CT587


1964 Pontiac GTO: Muscle Cars in Detail No. 8 Part # CT590

1969 Ford Mustang Mach 1: Muscle Cars in Detail No. 9 Part # CT589

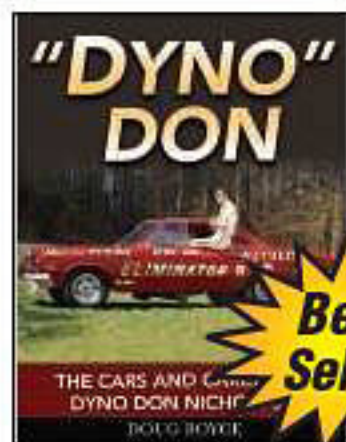
1970 Plymouth Road Runner: Muscle Cars in Detail No. 10 Part # CT581

1970 Plymouth Superbird: Muscle Cars in Detail No. 11 Part # CT578


AUTOMOTIVE HISTORY




HUBERT PLATT: Fast Fords of the "Georgia Shaker" by Allen Platt
Hubert Platt's son Allen presents this chronological history of Hubert's racing career. Included are never-before-seen, personal photos from the Platt Family Collection accompanied by records and documents showcasing Platt's illustrious drag-racing career. 8.5 x 11", 192 pgs, 427 photos, Sftbd. ISBN 9781613253977 Part # CT625




"DYNO" DON: The Cars and Career of Dyno Don Nicholson by Doug Boyce
If you are a fan of a certain era of racing, a Ford fan, or certainly a "Dyno Don" fan, this book will be a welcome addition to your library. Follow his Hall of Fame career on the match race circuit. 8.5 x 11", 176 pgs, 330 photos, Sftbd. ISBN 9781613254059 Part # CT631



FORD BRONCO: A History of Ford's Legendary 4x4 by Todd Zuercher
Author Todd Zuercher shares technical details, rarely seen photos, and highlights of significant Bronco models along with the stories of those people whose lives have been intertwined with the Bronco for many years. This book will have new information for everyone and will be a must-have! 8.5 x 11", 192 pgs, 474 photos, Hdbd. ISBN 9781613254141 Part # CT634



THE CARS OF HARLEY EARL by David Temple
Harley Earl's drive toward bold and innovative style spurred American car design during the mid-20th century. His distinctive concepts defined the 1950s finned cars and set American automotive design on the path it has followed into the modern era. With this in-depth examination, you learn the inside story of these remarkable cars and the man behind them. 8.5 x 11", 192 pgs, 315 photos, Hdbd. ISBN 9781613252345 Part # CT556



NEW LOST MUSCLE CAR DEALERSHIPS by Duncan Brown
Revisit the glorious 1960s and early 1970s, when cars from Reynolds Buick, Yeakel Chrysler-Plymouth, Mel Burns Ford, and others created the lasting muscle car legacy through innovative advertising and over-the-top performance. Detailed text and more than 250 historic photos and illustrations provide the history of those dealerships. 8.5 x 11", 192 pgs, 360 photos, Sftbd. ISBN 9781613254516 Part # CT644




COPO CAMARO, CHEVELLE & NOVA: Chevrolet's Ultimate Muscle Cars by Matt Avery
Chevy muscle car aficionado and author Matt Avery retraces the history of the COPO program and the creation of these premier muscle cars. He has scoured archives and tracked down owners and personnel involved in the program to deliver a comprehensive story and complete guide to the COPO cars. 10 x 10", 204 pgs, 400 photos, Hdbd. ISBN 9781613253915 Part # CT620




CORVETTE SPECIAL EDITIONS: Includes Pace Cars, L88s, Callaways, Lingenfelters, Z06s, and More by Keith Cornett
Keith Cornett of CorvetteBlogger.com compiles a murderer's row of special-edition Corvettes in this first-ever compilation on the subject. This book is an encyclopedia of information, as you will learn about some of the rarest Corvettes on the planet. 10 x 10", 192 pgs, 481 photos, Hdbd. ISBN 9781613253939 Part # CT622




MUSTANG SPECIAL EDITIONS: More Than 500 Models Including Shelsbys, Cobras, Twisters, Pace Cars, Saleens, and More by Jonathan Klein & Jeffrey Klein
This book examines more than 500 special-edition Mustangs from 1964 through today. Coverage includes factory offerings such as the 2001 Bullitt and SVT Cobras, regional promotions including the Twister Special, third-party tuners such as Roush and Saleen, and factory race cars including the 1968 Cobra Jets and the 2000 Cobra-R. 10 x 10", 192 pgs, 509 photos, Hdbd. ISBN 9781613254066 Part # CT632



NEW CHRYSLER'S MOTOWN MISSILE: Mopar's Secret Engineering Program in the Dawn of Pro Stock by Geoff Stunkard
The drama of 1970s Chrysler Pro Stock drag racing unfolds in this new book, which focuses on the racing and technological evolution of the legendary *Motown Missile* and Mopar Missile racing programs from 1970 to 1977. 8.5 x 11", 176 pgs, 400 photos, Sftbd. ISBN 9781613254752 Available April 2020 Part # CT655




CHEVROLETS OF THE 1950S: A Decade of Technical Innovation by David Temple
Automotive historian and veteran author David Temple goes behind the scenes to reveal how General Motors designed, developed, and delivered breakthrough technologies on Chevrolet's fine portfolio of cars: the Corvette, 1955–1957 Bel Air, Nomad, Impala, and many more. 8.5 x 11", 192 pgs, 362 photos, Sftbd. ISBN 9781613253748 Part # CT608




COLLECTING MUSCLE CAR MODEL KITS by Tim Boyd
World-leading authority Tim Boyd takes you through the entire era of muscle car kits, covering the options, collectability, variety availability, and value of these wonderful kits today. Boyd also takes you through the differences between the original kits, the older reproduction kits, and the new reproduction kits that many people find at swap meets today. 8.5 x 11", 176 pgs, 408 photos, Sftbd. ISBN 9781613253953 Part # CT624


Best Seller




NEW COBRA JET: The History of Ford's Greatest High-Performance Muscle Cars By Rob Kinnan & Diego Rosenberg
The history of the Cobra Jet is brought back to life by showcasing the vast array of Ford and Mercury iron that could be ordered with this performance option, including the current low-production Cobra Jet Mustangs built from 2008 to the present that terrorize the drag strip. 10 x 10", 192 pgs, 350 photos, Hdbd. ISBN 9781613253786 Available March 2020 Part # CT612




NEW CHEVY DRAG RACING 1955-1980: A Celebration of Bowtie's Success at the Drag Strip by Doug Boyce
Accomplished racing author Doug Boyce takes a celebratory look at Chevy's years of drag racing success, with a focus on the first 25 years (1955 through 1980). 8.5 x 11", 176 pgs, 300 photos, Sftbd. ISBN 9781613254998 Available March 2020 Part # CT659




NEW FORD TRUCKS: A Unique Look at the Technical History of America's Most Popular Truck by Jimmy Dinsmore & James Halderman
A thorough history of Ford pickup trucks as seen from a technical viewpoint. Fully covered are all the options, chassis specifications, running changes, and the evolution of these trucks as they transformed from spartan utilitarian vehicles to the luxury best-selling family cruisers seen today. 8.5 x 11", 192 pgs, 400 photos, Hdbd. ISBN 9781613255124 Available February 2020 Part # CT661



THE ILLUSTRATED HISTORY OF TRIUMPH SPORTS AND RACING CARS by G. William Krause
From the first TR2 to the last TR8, Triumph defined the British sports car market. The handsome, sometimes brutish TRs and smaller Spitfire and GT-6 cousins led the way with performance and racing pedigrees at an affordable price. Unfortunately, Triumph's road to success was littered with financial potholes that led to many missed opportunities and ultimately its demise. Whichever models or eras you like, you're sure to find something new and interesting here. 8.5 x 11", 128 pgs, 276 photos, Sftbd. ISBN 9781613253397 Part # CT596



KAR-KRAFT: Race Cars, Prototypes and Muscle Cars of Ford's Special Vehicle Activity Program by Charlie Henry
The author (a former Kar-Kraft employee) has enlisted the help of many of his former coworkers to bring you the first book ever published on Ford's all-encompassing special projects facility, Kar-Kraft. 10 x 10", 192 pgs, 332 photos, Hdbd. ISBN 9781613252864 Part # CT569




DODGE SCAT PACK AND PLYMOUTH RAPID TRANSIT SYSTEM: Chrysler's Muscle Car Marketing Programs 1968–1972 by Jim Schild
You will relive the muscle cars, advertisements, and marketing tools employed by Chrysler in this first-ever book published on these Mopar programs by author and historian Jim Schild. 8.5 x 11", 192 pgs, 392 photos, Sftbd. ISBN 9781613253434 Part # CT597




MUSTANG BY DESIGN: Gale Halderman and the Creation of Ford's Iconic Pony Car by Jimmy Dinsmore & James Halderman
This is the remarkable and dramatic story of how the Mustang came to life, the demanding design and development process, and, ultimately, the triumph of the iconic American car. 8.5 x 11", 176 pgs, 303 photos, Hdbd. ISBN 9781613254073 Part # CT633


Best Seller




CARROLL SHELBY: A Collection of my Favorite Racing Photos by Art Evans with Carroll Shelby
This final work from Carroll Shelby is a personally curated collection by the legend himself that is filled with images that have never been seen in print, as well as images not published since the 1950s and 1960s. It is packed with photos selected by Shelby himself, and the captions are quotes from Shelby's commentary on the action in the photo, as well as his memories. 9 x 9", 256 pgs, 295 photos, Sftbd. ISBN 9781613254608 Part # CT650




HOT ROD GALLERY II: More Great Photos and Stories from Hot Rodding's Golden Years by Pat Ganahl
If you liked the first edition of *Hot Rod Gallery: A Nostalgic Look at Hot Rodding's Golden Years: 1930–1960* by Pat Ganahl, you may like this one even more. Ganahl dug deeper into his massive archive for even cooler and more never-before-seen photos in both color and black and white to provide another album of great hot rodding photos. 8.5 x 11", 192 pgs, 351 b/w and color photos, Hdbd. ISBN 9781613252819 Part # CT566




MATCH RACE MAYHEM: Drag Racing's Grudges, Rivalries and Big-Money Showdowns by Doug Boyce
Veteran drag race author Doug Boyce tells the tale of the history of match racing through the cars, the drivers, the events, the classes, the rivalries, and everything else that was fun about match racing during the golden era. It's all here, complemented by wonderful vintage photography provided by fans and professionals in attendance. 8.5 x 11", 176 pgs, 297 photos, Sftbd. ISBN 9781613253052 Part # CT582



LANDY'S DODGES: The Mighty Mopars of "Dandy" Dick Landy by Geoff Stunkard
Chrysler racing historian and author Geoff Stunkard presents a highly detailed account of Dick Landy's cars, including results and images from the Landy family's personal archive and modern shots of his restored cars. At no other time has Landy's entire career been chronicled and cataloged in print with this much attention to detail. 8.5 x 11", 176 pgs, 407 b/w and color photos, Sftbd. ISBN 9781613252482 Part # CT561



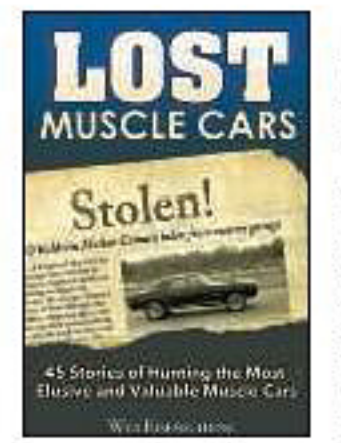
LINDA VAUGHN: The First Lady of Motorsports by Rob Kinnan and Linda Vaughn
This is the most comprehensive gathering of photography ever assembled on Linda Vaughn. Through her 50-plus years in motorsports, Linda has lived it all, been everywhere, and met everyone. Whether you are simply a fan of Linda or a collector of Linda Vaughn memorabilia, this will be the premier piece in your collection. 8.5 x 11", 224 pgs, 508 photos, Hdbd. ISBN 9781613252321 Part # CT555



SELLING THE AMERICAN MUSCLE CAR: Marketing Detroit Iron in the 1960s and 1970s by Diego Rosenberg
Examines the tactics and components used by manufacturers in waging war against one another in the muscle car era. Manufacturers poured millions into racing programs, operating under the principle of "Win on Sunday, Sell on Monday." From racing to commercials to print ads, from dealer showrooms to national auto shows, each manufacturer had its own approach in vying for the buyer's attention, and gimmicks and tactics ranged from comical to dead serious. 10 x 10", 192 pgs, 435 photos, Hdbd. ISBN 9781613252031 Part # CT542



LOST DRAG STRIPS II: More Ghosts of Quarter-Miles Past by Scotty Gosson
Lost Drag Strips II picks up where the first volume left off, covering even more tracks with archival photos of racing in the tracks' heyday, the cars that ran there, and coverage of the tracks as they exist today. This volume also includes some of the tracks that survived, those that fought off the economic demons and the urban sprawl and continue to run today. 8.5 x 11", 176 pgs, 249 photos, Sftbd. ISBN 9781613252239 Part # CT550



LOST MUSCLE CARS by Wes Eisenschenk
This book is a collection of stories written by enthusiasts about their quest to find extremely rare and valuable muscle cars. The four categories (Celebrity, Rare, Race Cars, and Concept/Prototype/Show Cars) within three genres (Missing, Lost History, Recently Discovered) take you through the search for some of the most sought-after muscle cars with names including Shelby, Yenko, Hurst, and Hemi. The photos in this edition are black & white. 6 x 9", 240 pgs, 124 b/w photos, Hdbd. ISBN 9781613255230 Part # CT551P **POD BOOK**



LOST ROAD COURSES: Riverside, Ontario, Bridgemanpton & More by Martin Rudow
Road racer and road racing expert Martin Rudow retraces road racing's glorious past and visits the defunct classic road courses across the United States and Canada. Rudow recounts the breathtaking races and fascinating history of more than 16 tracks through period photos and digs beneath the surface to reveal the story behind the story. 8.5 x 11", 176 pgs, 358 b/w and color photos, Sftbd. ISBN 9781613252222 Part # CT549




ISKY: Ed Iskenderian and the History of Hot Rodding by Matt Stone
 This book tells the whole story of Ed "Isky" Iskenderian, from his pre-war Lake Muroc and car club activities and then his military service, to starting a small business fabricating parts and making cams in the back of a rented shop, and then selling cams to other rodders. 7 x 10", 208 pgs, 253 photos, Hdbd. ISBN 9781613252901 Part # CT570


2018 Dean Batchelor Award Winner



THE DEFINITIVE BARRACUDA & CHALLENGER GUIDE: 1970-1974 by Scott Ross
 If you have been searching for the comprehensive story and vital option information for these classic Mopar muscle cars, you don't need to look any further. Seasoned journalist Scott Ross has unearthed new information from the key personnel involved in designing, engineering, and building these brush muscle cars. He provides comprehensive engine, transmission, and interior options as well as essential trim package and color code information. 8.5 x 11", 192 pgs, 350 photos, Hdbd. ISBN 9781613252369 Part # CT558




TROSLEY'S HOW TO DRAW CARTOON CARS by George Trosley
 This book takes you through the step-by-step process of drawing your favorite cars, starting with the basics such as profiles, point of view, speed, attitudes, custom graphics, and coloring. You learn to draw components including wheels, engines, and accessories. Then you are treated to step-by-step lessons on many different body styles: Corvettes, Mustangs, pickup trucks, off-road trucks, muscle cars, hot rods, plus a few race cars. 8.5 x 11", 144 pgs, 462 illustrations, Sftbd. ISBN 9781613255483 Part # CT557P ● **POD Book**




DODGE DAYTONA & PLYMOUTH SUPERBIRD: Design, Development, Production and Competition by Steve Lehto
 Author Steve Lehto gives a thorough and detailed account of the history of this battle that culminated with the final wars


between the Ford Talladega/Mercury Cyclone and the Dodge Daytona/Plymouth Superbird. The story of Richard Petty's defection from Plymouth, the mighty Hemi, and the creation of the street version of these cars all come to light in this all-encompassing tale of Chrysler climbing the ladder to NASCAR supremacy. 10 x 10", 204 pgs, 360 photos, Hdbd. ISBN 9781613252048 Part # CT543



SHOW ROD MODEL KITS: A Showcase of America's Wildest Model Kits by Scotty Gosson
 A complement to author Scotty Gosson's previous title, *America's Wildest Show Rods of the 1960s & 1970s*, this all-new book covers what was often the inspiration for all those crazy show rods, the model kits themselves. Viewed from a collector's standpoint rather than a builder's point of view, all of the coolest and wildest kits are featured. Kits such as the Red Baron, Li'l Coffin, Mysterion, Uncertain-T, Batmobile, and many more are featured from manufacturers including Monogram, AMT, Revell, and MPC. 8.5 x 11", 144 pgs, 417 color photos, Sftbd. ISBN 9781613251560 Part # CT531




BRISTOL: Stories of Oval and Drag Racing in Thunder Valley by David McGee
 Author and Bristol historian David McGee examines more than 50 of the greatest races and legendary moments from Bristol Motor Speedway and Bristol Dragway. Stories about Dale Earnhardt, Don Garlits, Rusty Wallace, Rickie Smith, and others are told with action-packed photos. The photos in this edition are black & white. 6 x 9", 242 pgs, 180 b/w photos, Sftbd. ISBN 9781613253489 Part # CT600P ● **POD Book**




DRAG RACING'S QUARTER-MILE WARRIORS: Then & Now by Doug Boyce
 Author Doug Boyce takes a unique look at the most memorable, interesting, and successful cars from this golden age of drag racing. Chronicled are Diggers and Rail dragsters, Funny Cars, wild Alters, door slammers

including Super and Junior Stock cars, early 1970s Pro Stock cars, and more. Vintage and modern photography in a unique "then and now" format cover the cars as they first competed, through their evolution (or inactivity) over the years, and how they look today. 8.5 x 11", 192 pgs, 514 color and b/w photos, Sftbd. ISBN 9781613251331 Part # CT528



THE HISTORY OF AMC MOTORSPORTS: Trans-Am, Quarter-Mile, NASCAR, Bonneville and More by Bob McClurg
 Never before has a single volume chronicled the events that encompass AMC racing history. Whether you are a hard-core racing history fan or a casual enthusiast of the AMC street offerings, This book provides a unique showcase vital to every enthusiast's library. 10 x 10", 204 pgs, 292 photos, Hdbd. ISBN 9781613251775 Part # CT536



STREET SLEEPERS: The Art of the Deceptively Fast Car by Tommy Lee Byrd
 The art of building a successful sleeper has varied as styles and times have changed. One fact that remains constant is that the car's appearance belies its performance potential. This book exposes those secrets, and the owners and builders share their deceptive art. The photos in this edition are black & white. 8.5 x 11", 144 pgs, 321 b/w photos, Sftbd. ISBN 9781613252000 Part # CT498P ● **POD Book**

SERIES BY LIST

RESTORATION SERIES



- How to Restore Your Mustang 1964½-1973 Item # SA165P
- Muscle Car Interior Restoration Guide Item # SA167P
- How to Restore Your Camaro 1967-1969 Item # SA178P
- How to Restore Your Pontiac GTO: 1964-1974 Item # SA218P
- How to Restore Your Corvette: 1963-1967 Item # SA223P
- How to Restore Your C3 Corvette: 1968-1982 Item # SA248
- Trans Am & Firebird Restoration 1970½-1981 Item # SA316
- AMC Javelin, AMX and Muscle Car Restoration 1968-1974 Item # SA318P
- Mopar B-Body Restoration 1966-1970 Item # SA327
- Streamline Aluminum Trailers Item # SA344
- Full-Size Ford Restoration: 1960-1964 Item # SA390
- Automotive Upholstery and Interior Restoration Item # SA393
- How to Restore Your Chevy Truck: 1973-1987 Item # SA331
- How To Restore Your Volkswagen Beetle Item # SA426
- Convertible Top Restoration and Installation Item # SA438
- How to Restore Your 1947-1955 Chevy Truck Item # SA460
- How to Restore Your Chevy Truck: 1967-1972 Item # SA461

PRO SERIES




- Performance Automotive Engine Math Item # SA204
- Competition Engine Building Item # SA214P
- David Vizard's How to Port & Flow Test Cylinder Heads Item # SA215
- How to Fabricate Automotive Fiberglass & Carbon Fiber Parts Item # SA236P
- Modern Engine Blueprinting Techniques: A Practical Guide to Precision Engine Building Item # SA251
- Practical Engine Airflow Item # SA308
- How to Paint Muscle Cars & Show Cars Like a Pro Item # SA420..

WORKBENCH® SERIES



- How to Rebuild the Small-Block Chevrolet Item # SA26
- How to Rebuild the Small-Block Ford Item # SA102
- How to Rebuild & Modify High-Perf. Manual Transmissions Item # SA103
- How to Rebuild the Big-Block Chevrolet Item # SA142P
- How to Rebuild the Small-Block Mopar Item # SA143P
- How to Rebuild GM LS-Series Engines Item # SA147
- How to Rebuild Any Automotive Engine Item # SA151P
- How to Rebuild Honda B-Series Engines Item # SA154P
- 4.6L & 5.4L Ford Engines: How to Rebuild Item # SA155
- Automotive Wiring and Electrical Systems Item # SA160
- Ford 429/460 Engines: How to Rebuild Item # SA162
- Automotive Bodywork & Rust Repair Item # SA166
- Automotive Diagnostic Systems Item # SA174
- How to Rebuild & Modify GM Turbo 400 Transmissions Item # SA186
- Chrysler Torqueflite A904 and A727 Transmissions: How to Rebuild Item # SA394
- How to Rebuild Pontiac V-8s - Updated Edition Item # SA200
- How to Rebuild Ford Powerstroke Diesel Engines 1994-2007 Item # SA213
- How to Rebuild & Modify Ford C4 and C6 Automotive Transmissions Item # SA227
- Ford Differentials: How to Rebuild the 8.8 & 9 Inch Item # SA249
- Ford Y-Block Engines: How to Rebuild & Modify Item # SA257
- Jeep 4.0 Engines: How to Rebuild & Modify Item # SA294
- Chevy Differentials: How to Rebuild the 10- and 12-Bolt Item # SA310
- GM Turbo 350 Transmissions Item # SA326
- Holley Carburetors: How to Rebuild Item # SA330
- Chrysler Torqueflite A904 and A727 Transmissions: How to Rebuild Item # SA394
- How to Rebuild the Big-Block Mopar Item # SA197P
- How to Rebuild VW Air-Cooled Engines: 1961-2003 Item # SA221
- Ford FE Engines: How to Rebuild Item # SA352
- Chrysler A-833 Transmissions: How to Rebuild and Modify Item # SA389
- New Hemi Engines 2003-Present: How to Rebuild Item # SA439
- How to Repair Automotive Air-Conditioning and Heating Systems Item # SA458
- Brake Repair: How to Diagnose, Fix, or Replace Your Car's Brakes: Step-By-Step Item # SA467

FACT BOOKS




NEW


1001 JEEP FACTS by Patrick Foster
Join Jeep expert and historian Foster as he relives everything cool and fun about the Jeep through interesting facts related to legend and lore, body and interior, engine and driveline, suspension and brakes, and finally number crunching and press commentary. No Jeep's library should be without it. 6 x 9", 352 pgs, 219 photos, Sftbd. ISBN 9781613254714 Part # CT653




AMERICAN IRON MAGAZINE PRESENTS 1001 HARLEY-DAVIDSON FACTS by Tyler Greenblatt
American Iron magazine editor Tyler Greenblatt has compiled 1,001 Harley-Davidson facts into this single volume, with subjects ranging from the historic powertrains to pop culture to Harley-Davidson as a company and manufacturer. 6 x 9", 352 pgs, 106 photos, Sftbd. ISBN 9781613252963 Part # CT575




STEVE MAGNANTE'S 1001 MUSCLE CAR FACTS
Steve Magnante is well known for his encyclopedia-like knowledge of automotive facts. There are 1,001 well-researched muscle car facts in this book that even the most esteemed experts would be excited to learn. Fans of these collectible cars will appreciate the technical and entertaining information shared on every page about all of the great American makes. 6 x 9", 416 pgs, 110 b/w photos, Sftbd. ISBN 9781613250570 Part # CT517




1001 NASCAR FACTS by John Close
Covered in depth are 65+ years of the cars, tracks, milestones, and personalities that have made this sport what it is today. With this book you will be racing through the pages and absorbing information that will make you a walking encyclopedia of NASCAR knowledge. 6 x 9", 376 pgs, 125 b/w photos, Sftbd. ISBN 9781613253106 Part # CT584




STEVE MAGNANTE'S 1001 MUSTANG FACTS
Whether you're an avid fan of all Mustangs, a trivia buff who wants to stump your friends, or have a particular affinity for a particular era of Mustangs, this book is an informative and entertaining collection of facts from one of the industry's most beloved and respected sources. 8.5 x 11", 336 pgs, 120 b/w photos, Sftbd. ISBN 9781613252727 Part # CT563



1001 DRAG RACING FACTS: The Golden Age of Top Fuel, Funny Cars, Door Slammers & More by Doug Boyce
Spanning the 1950s through the 1970s, this book is packed with well-researched drag racing facts that even some of the most hard-core racing fans might be surprised to learn. Covered are all the popular drag racing classes of the era, including Top Fuelers, Funny Cars, Pro Stocks, and Eliminators including Gasers and Altered, Stocks, and Super Stocks. 6 x 9", 344 pgs, 130 photos, Sftbd. ISBN 9781613251911 Part # CT539




STEVE MAGNANTE'S 1001 CORVETTE FACTS
In this latest volume in the popular 1001 Facts series, Magnante turns his attention to the most popular American sports car ever built, the Chevrolet Corvette. Magnante covers all models, generation by generation. Corvette fans of any generation are sure to love this collection. 6 x 9", 360 pgs, 132 photos, Sftbd. ISBN 9781613253731 Part # CT607




NEW 1001 STEVE MCQUEEN FACTS: The Rides, Roles, and Realities of the King of Cool by Tyler Greenblatt
Author Tyler Greenblatt has waded through the plethora of information available to compile 1,001 of the most interesting Steve McQueen facts in this cumulative volume that is sure to keep fans of the actor, racer, and collector enthralled for hours. 6 x 9", 366 pgs, 125 photos, Sftbd. ISBN 9781613254738 Available April 2020 Part # CT654

CHEVROLET




COPO CAMARO, CHEVELLE & NOVA: Chevrolet's Ultimate Muscle Cars by Matt Avery
Chevy muscle car aficionado and author Matt Avery retraces the history of the COPO program and the creation of these premier muscle cars. He has scoured archives and tracked down owners and personnel involved in the program to deliver a comprehensive story and complete guide to the COPO cars. 10 x 10", 204 pgs, 400 photos, Hdbd. ISBN 9781613253915 Part # CT620




NEW HOW TO BUILD KILLER CHEVY SMALL-BLOCK ENGINES by Mike Mavrigian
Learn how to get the most horsepower out of the tried-and-true small-block Chevy platform in this all-new full-color guide. All the major components are covered. In addition, this book contains a large section on stroker packages, featuring the latest street heads from AFR, Dart, RHS, World Products, and other prominent manufacturers. 8.5 x 11", 144 pgs, 400 photos, Sftbd. ISBN 9781613254899 Part # SA456




CHEVROLET SMALL-BLOCK PARTS INTERCHANGE MANUAL - Revised Edition by Ed Staffel
This revised edition provides everything you need to know about parts interchangeability for the small-block Chevy. Casting and serial number identification guides are included to help you through the myriad of available parts. Learn what parts combine to create various displacements and which match well with others. 8.5 x 11", 144 pgs, 270 photos, Sftbd. ISBN 9781613254981 Part # SA55



HOW TO RESTORE YOUR CHEVY TRUCK: 1973-1987 by Kevin Whipps
Seasoned truck magazine writer Kevin Whipps explains real-world techniques for restoring classic Chevrolet and GMC trucks at home. You are shown how to comprehensively inspect, properly assess, and accurately budget your restoration project. 8.5 x 11", 176 pgs, 505 photos, Sftbd. ISBN 9781613251997 Part # SA331




TRI-FIVE CHEVROLET DATA AND ID GUIDE: 1955, 1956, 1957 by Patrick Hill
Author Patrick Hill created a resource full of codes, charts, parts numbers, and facts to assist you in returning your Tri-Five back to its factory stock appearance. 5 x 8", 240 pgs, 130 photos, Sftbd. ISBN 9781613254189 Part # CT637



NEW HOW TO RESTORE YOUR 1947-1955 CHEVY TRUCK by Deve Krehbiel
The Advance Design era (1947-1955) has been overlooked for long enough and Deve Krehbiel, a well-known restoration expert from DevesTechnet.com who specializes in these trucks, puts his 40 years of experience




CHEVROLETS OF THE 1950s: A Decade of Technical Innovation by David Temple
Automotive historian and veteran author David Temple goes behind the scenes to reveal how General Motors designed, developed, and delivered breakthrough technologies on Chevrolet's fine portfolio of cars: the Corvette, 1955-1957 Bel Air, Nomad, Impala, and many more. 8.5 x 11", 192 pgs, 356 photos, Sftbd. ISBN 9781613253748 Part # CT608




NEW CHEVY DRAG RACING 1955-1980: A Celebration of Bowtie's Success at the Drag Strip by Doug Boyce
Accomplished racing author Doug Boyce takes a celebratory look at Chevy's years of drag racing success, with a focus on the first 25 years (1955 through 1980). 8.5 x 11", 176 pgs, 300 photos, Sftbd. ISBN 9781613254998 Available March 2020 Part # CT659




NEW HOW TO RESTORE YOUR CHEVY TRUCK: 1967-1972 by Kevin Whipps
Veteran author Kevin Whipps shows you how to inspect, assess, and accurately budget your 1967-1972 Chevy truck restoration project. You are then taken through each major portion of truck restoration, including the engine, suspension, chassis, bodywork, paint, brakes, steering, transmission, driveline, electrical system, interior, and more. 8.5 x 11", 176 pgs, 500 photos, Sftbd. ISBN 9781613255032 Available April 2020 Part # SA461




CHEVY NOVA 1968-1974: How to Build and Modify by Wayne Scraba
 Veteran author and Chevy expert Wayne Scraba shows you all you need to know to build a killer street or strip Nova. Included is detailed information on driveline upgrades, rear-suspension options for the ultimate hook, front-end suspension and chassis components for good handling and weight transfer, excellent brake upgrades, engine swap options, cooling system upgrades, and more. 8.5 x 11", 144 pgs, 428 photos, Sftbd. ISBN 9781613253304 Part # SA392




CHEVY TPI FUEL INJECTION SWAPPER'S GUIDE by John Baechtel
 This manual takes you step-by-step through the fuel injection system and the retrofitting of a TPI system to a typical Chevy small-block motor. Covers 1985-1992 systems, including mass air and speed density systems. Contains charts, detailed electronic information, and everything else you need to perform this swap. The photos in this edition are black & white. 8.5 x 11", 128 pgs, 300 b/w photos, Sftbd. ISBN 9781934709856 Part # SA53P




HOW TO BUILD & MODIFY GM PRO-TOURING STREET MACHINES by Tony Huntimer
 Author Tony E. Huntimer goes through a car's major systems—drivetrain, chassis, suspension, body, and interior—and shows you how to upgrade that classic muscle car to make it a modern performer. Electronic fuel injection, 6-speed trannies, better shocks and springs, modern seating and instruments, and subtle body mods are all covered, along with step-by-step how-to sequences on many key modifications. The photos in this edition are black & white. 8.5 x 11", 128 pgs, 250 b/w photos, Sftbd. ISBN 9781613250037 Part # SA81P




CHEVROLET INLINE-6 ENGINE: How to Rebuild by Dave Krehbiel
 This book is the perfect complementary tool to walk you through the entire engine-rebuilding process. Dave Krehbiel has taken his decades of knowledge on the inline-6 and created the ultimate resource on rebuilding the Stovebolt Chevrolet powerplant. 8.5 x 11", 144 pgs, 407 photos, Sftbd. ISBN 9781613254882 Part # SA455



GM G-BODY PERFORMANCE UPGRADES 1978-1987 by Joe Hinds
 Covers Chevy Malibu & Monte Carlo, Pontiac Grand Prix, Olds Cutlass Supreme & Buick Regal. This is one of GM's most popular chassis and aftermarket support for it is huge. It's the last mass-produced V-8/rear-drive chassis that enthusiasts can afford and readily modify. A solid collection of upgrades including brakes, suspension, and the installation of GM's most popular modern engine—the LS-Series V-8—are all covered in great detail. The photos in this edition are black & white. 8.5 x 11", 146 pgs, 395 b/w photos, Sftbd. ISBN 9781613254943 Part # SA246P



HOW TO BUILD MAX-PERFORMANCE CHEVY LT1/LT4 ENGINES by Myron Cottrell
 This book includes factory and aftermarket components of the Chevy LT1/LT4 engines, offering sound performance advice and recommendations. Complete engine buildup recipes are provided, along with their respective horsepower and torque levels. The photos in this edition are black & white. 8.5 x 11", 136 pgs, 300 b/w photos, Sftbd. ISBN 9781613252468 Part # SA206P




HOW TO REBUILD & MODIFY CHEVY 348/409 ENGINES by John Carollo
 Recently, the 348 and 409 have enjoyed a high-performance renaissance and many speed shops are making heads, blocks, and virtually every part for the venerable 409 engine. Veteran author John Carollo provides insightful instruction for rebuilding a stock engine and how to build a sound max-performance W engine as well. The photos in this edition are black & white. 8.5 x 11", 144 pgs, 259 b/w photos, Sftbd. ISBN 9781613254684 Part # SA210P




HOW TO BUILD MAX-PERFORMANCE CHEVY SMALL-BLOCKS ON A BUDGET by David Vizard
 Highly regarded engine builder and technical writer David Vizard turns his attention to building serious-horsepower small-block Chevy engines on a budget—would you believe 600 hp for about \$3,000? Includes factory part numbers, easy do-it-yourself cylinder head mods, aftermarket parts, and more. 8.5 x 11", 160 pgs, 290 color photos, Sftbd. ISBN 9781932494846 Part # SA57




SMALL-BLOCK CHEVROLET: Stock and High-Performance Rebuilds by Larry Atherton & Larry Schreib
 In this newly updated edition, *Small-Block Chevrolet: Stock and High-Performance Rebuilds* is a step-by-step Workbench Book that shows you how to rebuild a stock or performance oriented small-block Chevy in your own garage. 8.5 x 11", 160 pgs, 637 color photos, Sftbd. ISBN 9781613251966 Part # SA26




REBUILDING THE SMALL-BLOCK CHEVY: Step-by-Step Videobook by Larry Atherton & Larry Schreib
 In this newly updated edition, detailed sections show how to disassemble a used engine, inspect for signs of damage, select replacement parts, buy machine work, check critical component fit, and much more! The DVD takes a trip to the machine shop and shows the viewer the entire process. 8.5 x 11", 160 pgs, 650 color photos, Sftbd. ISBN 9781613251973 Part # SA116




HIGH-PERFORMANCE CHEVY SMALL-BLOCK CYLINDER HEADS by Graham Hansen
 Covers both Gen I and Gen II small-block Chevys, occasionally touching on the Gen III and Gen IV engines. It starts with the basics and works into more in-depth concepts and variables. It features airflow basics, extensive flow bench tests, information on production and aftermarket heads, basic porting techniques, and more. The photos in this edition are black & white. 8.5 x 11", 144 pgs, 300 b/w photos, Sftbd. ISBN 9781613250631 Part # SA125P



SMALL-BLOCK CHEVY PERFORMANCE 1955-1996 by John Baechtel
 This book covers all Gen I and Gen II Chevy small-blocks in one volume. The detailed text and photos deliver the best solutions for making your engine perform. Chapters explain techniques for preparing blocks, crankshafts, connecting rods, pistons, cylinder heads, and includes popular ignition, carburetor, camshaft, and valvetrain tips and tricks. The photos in this edition are black & white. 8.5 x 11", 144 pgs, 300 b/w photos, Sftbd. ISBN 9781934709801 Part # SA110P




HOW TO BUILD BIG-INCH CHEVY SMALL-BLOCKS by Graham Hansen
 By building a big-cube small-block, you can have all the additional torque and horsepower of a big-block, without all the extra weight, expense, and effort. Author Graham Hansen takes a step-by-step approach to selecting the best OEM or aftermarket block, crank, rods, and pistons to construct your big-inch short-block. The photos in this edition are black & white. 8.5 x 11", 144 pgs, 336 b/w photos, Sftbd. ISBN 9781613253250 Part # SA87P




HIGH-PERFORMANCE CHEVY SMALL-BLOCK CAMS & VALVETRAINS by Graham Hansen
 Camshaft basics, including a thorough explanation of how a cam operates with the rest of the engine and valvetrain. Roller and flat-tappet cams are compared, and the book covers rocker arms, lifters, valves, valvesprings, retainers, guideplates, pushrods, cam drives, and more. The photos in this edition are black & white. 8.5 x 11", 144 pgs, approx. 300 b/w photos, Sftbd. ISBN 9781613250563 Part # SA105P



HOW TO BUILD CHEVY SMALL-BLOCK CIRCLE-TRACK RACING ENGINES by Jeff Huneycutt
 The book starts by helping you determine the unique needs of your car and track. Then it proceeds to cover every aspect of building a high-horsepower race engine, ending with advice for dynamometer testing as well as tuning and maintenance. It is chock full of tips and tricks that will have your engine making more power—reliably—than the competition. The photos in this edition are black & white. 8.5 x 11", 128 pgs, 400 b/w photos, Sftbd. ISBN 9781613250099 Part # SA121P




DAVID VIZARD'S CHEVY BIG-BLOCKS: HOW TO BUILD MAX PERFORMANCE ON A BUDGET
 Master engine builder David Vizard takes big-block Chevy engine building to the next level and shows how to build these extreme high-performance engines without breaking the bank. It goes well beyond the basic performance techniques and delves into exceptional detail on each component group of the engine. 8.5 x 11", 144 pgs, 367 color photos, Sftbd. ISBN 9781613251621 Part # SA311



CHEVY BIG-BLOCK ENGINE PARTS INTERCHANGE: The Ultimate Guide to Sourcing and Selecting Compatible Factory Parts by John Baechtel
 Hundreds of factory part numbers, RPOs, and detailed color photos cover all generations of the Chevy big-block engine are included. Every component is detailed, from crankshafts and rods to cylinder heads and intakes. You'll learn what works, what doesn't, and how to swap components among different engine displacements and generations. The photos in this edition are black & white. 8.5 x 11", 144 pgs, 287 b/w photos, Sftbd. ISBN 9781613255322 Part # SA254P



HOW TO REBUILD THE BIG-BLOCK CHEVROLET by Tony E. Huntimer
 Covers the history of the big-block Chevy, preparation and tool requirements, engine removal and teardown, first inspection, parts, machine work and cleanup, final engine assembly, and start-up. This Workbench book is also a guide for building performance applications. The photos in this edition are black & white. 8.5 x 11", 160 pgs, 492 b/w photos, Sftbd. ISBN 9781613250525 Part # SA142P




HOW TO BUILD KILLER BIG-BLOCK CHEVY ENGINES

by Tom Dufur Author Tom Dufur reviews the commonly available factory parts along with many aftermarket offerings and discusses the advantages of both. Additionally, he includes popular buildup recipes and showcases the dyno results, proving theories, and sharing in-depth research. Dufur has decades of experience designing, assembling, tuning, and racing the big-block Chevy engine. The photos in this edition are black & white. 8.5 x 11", 144 pgs, 406 b/w photos, Sftbd. ISBN 9781613251706 Part # SA190P

● POD Book


CAMARO



1969 CHEVROLET CAMARO SS:

Muscle Cars In Detail No. 4 by Bobby Kimbrough Volume No. 4 of CarTech's In Detail series provides an introduction and historical overview, an explanation of the design and concepts involved in creating the 1969 Camaro SS, a look at marketing and promotion, an

in-depth study of all hardware and available options, as well as an examination of where the car is on the market today. 8.25 x 9", 96 pgs, 110 photos, Sftbd. ISBN 9781613252741 Part # CT564




HOW TO RESTORE YOUR CAMARO 1967-1969

by Tony Huntimer and Brian Henderson Provides in-depth, hands-on information and photography for restoring these popular and historically significant cars. It covers all aspects of restoration, including engines and drivelines, bodywork, interior and trim, suspension,

brakes, chassis, and steering for the first-generation Camaros. The photos in this edition are black & white. 8.5 x 11", 176 pgs, 388 b/w photos, Sftbd. ISBN 9781613252246 Part # SA178P


● POD Book



CAMARO 5TH GEN 2010-2015:

How to Build and Modify by Scott Parker Filling these pages is great step-by-step information on modifying your 5th Gen, including upgrade instruction on brakes, suspension, rear axles, intake and exhaust, cooling, fuel systems, transmissions, LS engine mods, superchargers, turbochargers,

ECM tuning, aftermarket EFIs, and more. 8.5 x 11", 192 pgs, 591 color photos, Sftbd. ISBN 9781613251638 Part # SA312




CAMARO & FIREBIRD PERFORMANCE PROJECTS: 1970-1981

by Jeff Tann This book covers a wide range of modifications, from borderline basic to in-depth and complex. Included modifications are supercharger installs, head swaps, ignition and carburetor mods, brake upgrades,

transmission, differential, and driveline upgrades, engine bolt-ons, multi-link rear suspensions, and more. The photos in this edition are black & white. 8.5 x 11", 176 pgs, 485 photos, Sftbd. ISBN 9781613253700 Part # SA237P

● POD Book


CHEVELLE



CHEVELLE RESTORATION AND AUTHENTICITY GUIDE 1970-1972

by Dale McIntosh & Rick Nelson Author and historian Dale McIntosh pairs with restoration expert Rick Nelson to provide this bible of authenticity on the legendary 1970, 1971, and 1972 Chevelle models. Everything about

restoring your Chevelle back to bone-stock is covered meticulously, including step-by-step instructions for chassis and interior restoration. 8.5 x 11", 240 pgs, 544 photos, Sftbd. ISBN 9781613254295 Part # SA428



1970 CHEVROLET CHEVELLE SS:

Muscle cars In Detail No. 1 by Dale McIntosh

As with all In Detail Series titles, this book provides an introduction and historical overview, an explanation of the design and concepts involved in creating the car, a look at marketing and promotion, and an in-depth

study of all hardware and available options, as well as an examination of where the 1970 Chevelle SS is in the market today. 8.25 x 9", 96 pgs, 107 photos, Sftbd. ISBN 9781613253175 Part # CT588


● POD Book



THE DEFINITIVE CHEVELLE SS GUIDE 1964-1972

by Dale McIntosh Beginning in 1969, the Chevelle SS was no longer its own model and relegated to being an option package. Hence, it can become difficult to determine if a 1969-1972 model was ordered from the factory with Super Sport equipment. Author and noted

Chevelle expert Dale McIntosh discusses each model in a year-by-year format providing correct information on what was and wasn't part of the Malibu SS, SS396, and SS-optional Chevelle. 8.5 x 11", 192 pgs, 489 photos, Sftbd. ISBN 9781613253656 Part # CT604




CHEVELLE PERFORMANCE PROJECTS: 1964-1972

by Cole Quinell The author provides comprehensive instruction on upgrades to every component group of the car including chassis, suspension, brakes, transmission, driveline, engine, interior, and electrics. Examples of component installs

include HEI ignition, upgrading steering systems, tubular A-arms, 5-speed transmission swaps, stiffer coil-over and leaf springs, and much more. Installing a modern GM LS engine is covered as well. 8.5 x 11", 176 pgs, 418 color photos, Sftbd. ISBN 9781934709795 Part #SA226

● POD Book



CHEVELLE DATA AND ID GUIDE: 1964-1972

by Dale McIntosh This book is a no-nonsense, hard-hitting data book that delivers all the necessary information to correctly identify the numbers and options associated with your Chevelle. Production numbers, VIN decoding, engine/transmission/rear axle codes, interior codes, exterior paint

codes, color combination charts, and full options lists are provided. 5 x 8", 240 pgs, 127 photos. Sftbd. ISBN 9781613252987 Part # CT577

CORVETTE



CORVETTE SPECIAL EDITIONS:

Includes Pace Cars, L88s, Callaways, Lingenfelters, Z06s, and More by Keith Cornett Keith Cornett of CorvetteBlogger.com compiles a murderer's row of special-edition Corvettes in this first-ever compilation on


the subject. This book is an encyclopedia of information, as you will learn about some of the rarest Corvettes on the planet. 10 x 10", 192 pgs, 481 photos, Hdbd. ISBN 9781613253939 Part # CT622



THE CORVETTE HUNTER: Kevin Mackay's Greatest Corvette Finds

by Tyler Greenblatt Kevin Mackay tells story after story of finding and restoring valuable Corvettes such as the 1960 Briggs Cunningham Le Mans racer that took 1st in class. He also tells stories of Steve McQueen's 1966 Corvette, the 1967 Bounty Hunter racer, 1968 Sunray DX #2 and #3, and


chassis #003 from 1953. Few authorities in the hobby could be counted on to provide this much entertainment in a single volume. 6 x 9", 224 pgs, 107 photos, Hdbd. ISBN 9781613253472 Part # CT599



HOW TO RESTORE YOUR CORVETTE 1963-1967

by Chris Petris This book covers all aspects of the restoration process, including engines and drivelines, bodywork, paint, interior and trim, suspension, brakes, chassis, and steering. In addition, it contains essential authenticity information and key considerations involved in the restoration process.

Author Chris Petris owns and runs a respected Corvette restoration and parts supply business, and he has been a Bloomington Gold School Technical Instructor for nine years. The photos in this edition are black & white. 8.5 x 11", 192 pgs, 540 b/w photos, Sftbd. ISBN 9781613253588 Part # SA223P



CORVETTE C3 1968-1982: How to Build and Modify by Chris Petris Corvette expert and builder Chris Petris wrote this book for the at-home mechanic as well as the adept enthusiast supervising the build-up of a Corvette C3. Whether it's mildly modifying your Corvette for greater comfort and driveability or

substantially modifying it for vastly improved acceleration, braking, and handling, this book has a massive range of projects to accomplish your goals. The photos in this edition are black & white. 8.5 x 11", 176 pgs, 362 b/w photos, Sftbd. ISBN 9781613254691 Part # SA247P


● POD Book



HOW TO RESTORE YOUR C3 CORVETTE: 1968-1982

by Walt Thurn Hands-on restoration techniques for all major component groups are explained in exceptional detail for professional results, including suspension, engine, interior, body, paint, brakes, steering, electrical, and interior. Special coverage is devoted


to restoring the birdcage frame and the fiberglass body. If you've been looking for the authoritative guide for restoring your 1968-1982 Stingray, you've found it. 8.5 x 11", 176 pgs, 493 color photos, Sftbd. ISBN 9781613250372 Part # SA248



THE ILLUSTRATED CORVETTE SERIES

by Scott Teeters
Author/artist Scott Teeters delivers well-researched facts and figures on all production Corvettes to date, and many of the remarkable racing cars, special editions, concept cars, and tuner variants crafted over the years. Additionally, the author offers his passionate review of a potential new Corvette design. The photos in this edition are black & white. 8.5 x 11", 144 pgs, 600 photos, Sftbd. ISBN 9781613250242 Part # CT494P

● POD Book



STEVE MAGNANTE'S 1001 CORVETTE FACTS

In this latest volume in the popular 1001 Facts series, Magnante turns his attention to the most popular American sports car ever built, the Chevrolet Corvette. Magnante covers all models, generation by generation. Corvette fans of any generation are sure to love this collection. 6 x 9", 360 pgs, 132 photos, Sftbd. ISBN 9781613253731 Part # CT607

9781613253731 Part # CT607




HIGH-PERFORMANCE C5 CORVETTE BUILDER'S GUIDE

by Walt Thurn
Shows you how to upgrade your Corvette's engine, from basic bolt-ons to serious engine modifications. There are also chapters on tweaking your suspension, drivetrain, brakes, wheels, and tires. Included are tables, charts, photos, and step-by-step build-ups and how-to sequences to explain how to correctly modify your C5 for drag racing, road racing, autocross, or simply to turn heads on cruise nights. The photos in this edition are black & white. 8.5 x 11", 144 pgs, 350 b/w photos, Sftbd. ISBN 9781613250266 Part # SA127P

● POD Book


GM LS/LT SERIES



NEW

How to Supercharge & Turbocharge GM LS-Series Engines - Revised Edition


by Barry Kluczyk
The only book on the market specifically dedicated to forced air induction for LS-series engines. It provides exceptional guidance on the wide range of systems and kits available for arguably the most popular modern V-8 on the market today. Supercharger and turbocharger design and operation are covered in detail, so you have a solid understanding of each system and can select the best system for your budget, engine, and application. 8.5 x 11", 144 pgs, 413 photos, Sftbd. ISBN 9781613254905 Part # SA180



SWAP LS ENGINES INTO CAMAROS & FIREBIRDS 1967-1981


by Eric McClellan
Provides excellent instruction and guidance for selecting the best engine for a budget, choosing the adapter plates and engine mounts, dropping the engine in the car, selecting the ideal transmission and drivelines, and completing all facets of the swap. Author McClellan shows you how to integrate the electronic engine control system on the early F-Body cars as well as select and install exhaust, intake, fuel pumps, and upgrade cooling system for the high-performance LS. The photos in this edition are black & white. 8.5 x 11", 144 pgs, 409 b/w photos, Sftbd. ISBN 9781613255209 Part # SA245P

● POD Book



HOW TO USE AND UPGRADE TO GM GEN III LS-SERIES POWERTRAIN CONTROL SYSTEMS

by Mike Noonan
Author Mike Noonan is an expert engine tuner and programmer and in this book he covers the performance and flexibility aspects of implementing a GM Series III PCM-based control system in great detail. If you are planning any of these complex swaps or just looking to thoroughly understand the nuances of modern GM control systems, this book is a vital addition to your technical library. 8.5 x 11", 144 pgs, 316 color photos, Sftbd. ISBN 9781613250556 Part # SA255



NEW

HOW TO SWAP GM LT-SERIES ENGINES INTO ALMOST ANYTHING

by Jefferson Bryant
Swapping expert and longtime author Jefferson Bryant presents thorough instruction for each crucial step in the LT swap process. This book affords comprehensive guidance so you can complete a swap with confidence. If you have a project in the works, planning a project in the near future, or if you simply want to learn how the swap process takes place, this book is for you. 8.5 x 11", 144 pgs, 400 photos, Sftbd. ISBN 9781613253885 Available April 2020 Part # SA411.




HOW TO REBUILD GM LS-SERIES ENGINES

by Christopher Werner
With simple step-by-step instructions on disassembly, cleaning, machining tips, pre-assembly fitting, and final assembly, this book gives considerations for both stock and performance rebuilds. It guides you through easy and tricky procedures, showing you how to rebuild your engine and ensure it is working perfectly. It also illustrates many of the performance components, accessories, and upgrades that have been developed for the LS-series family of engines. 8.5 x 11", 152 pgs, 600 color photos, Sftbd. ISBN 9781932494600 Part # SA147



● POD Book



HOW TO BUILD HIGH-PERFORMANCE CHEVY LS1/LS6 V-8s

by Will Handzel
This book is essential for the enthusiast who wants to get the most performance out of this engine design but is only familiar with the older Chevy small-blocks. You will find everything you need to know about these engines, including the difficult engine removal and installation, simple engine bolt-ons, electronic controls for the Gen III engine, and detailed engine builds at four different power levels. 8.5 x 11", 160 pgs, 556 color photos, Sftbd. ISBN 9781932494884 Part # SA86



LS SWAPS: How to Swap GM LS Engines into Almost Anything


by Jefferson Bryant
As an updated edition of the original top-selling title, this book covers the right way to do a spectrum of swaps. Veteran author and LS engine swap master Jefferson Bryant reveals all the criteria to consider when choosing an LS engine for a swap project. You are guided through everything from selecting or fabricating motor mounts to selecting an oil pan with the correct profile to adapting the computer-control system to the wiring harness. 8.5 x 11", 144 pgs, 474 color photos, Sftbd. ISBN 9781613250938 Part # SA156



HOW TO BUILD BIG-INCH GM LS-SERIES ENGINES


by Stephen Kim
Author Stephen Kim starts by discussing the stroker options, the maximum stroke and bore for aluminum as well as iron block engines, and the best cranks, rods, and pistons from various aftermarket suppliers. The budding LS engine builder is then able to select parts or the stroker kit that best fits the particular engine and the budget. The photos in this edition are black & white. 8.5 x 11", 144 pgs, 305 b/w photos, Sftbd. ISBN 9781613251645 Part # SA203P

● POD Book




LS GEN IV ENGINES 2005-PRESENT: How to Build Max Performance

by Mike Mavrigian
Engine-building and LS expert Mike Mavrigian guides readers through the best products and modification procedures to achieve maximum performance for a variety of applications. 8.5 x 11", 144 pgs, 400 photos, Sftbd. ISBN 9781613253908 Part # SA413



SWAP LS ENGINES INTO CHEVELLES AND GM A-BODIES: 1964-1972


by Jefferson Bryant
Author Jefferson Bryant provides detailed step-by-step instructions for installing an LS powerplant into a Chevelle, Buick GS, Oldsmobile Cutlass, and Pontiac GTO. He explains essential procedures, time-saving techniques, and solutions to common problems. 8.5 x 11", 144 pgs, 419 photos, Sftbd. ISBN 9781613253069 Part # SA383



HIGH-PERFORMANCE GM LS-SERIES CYLINDER HEAD GUIDE


by David Grasso
This book reviews every readily available factory and aftermarket cylinder head designed for GM LS-series engines and delivers the facts about each in an easily comparable format. The photos in this edition are black & white. 8.5 x 11", 144 pgs, 333 b/w photos, Sftbd. ISBN 9781613254318 Part # SA231P

● POD Book




HOW TO BUILD LS GEN IV PERFORMANCE ON THE DYNO: Optimal Parts Combos for Max Horsepower


by Richard Holdener
This book provides you a solid parts selection process for assembling a powerful engine package, shows popular packages, and then demonstrates the dyno results of these packages. As such, this is an indispensable resource for anyone building GM LS Gen IV engine. 8.5 x 11", 144 pgs, 267 photos, Sftbd. ISBN 9781613253403 Part # SA395



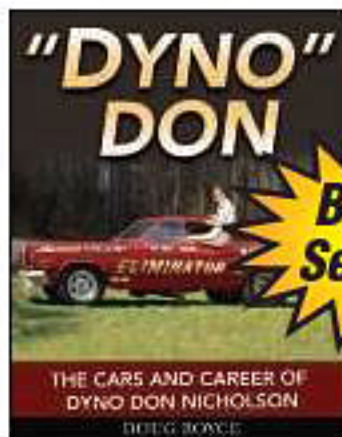
NEW
COBRA JET: The History of Ford's Greatest High-Performance Muscle Cars
 By Rob Kinnan & Diego Rosenberg
 The history of the Cobra Jet is brought back to life by showcasing the vast array of Ford and Mercury iron that could be ordered with this performance option, including the current low-production Cobra Jet Mustangs built from 2008 to the present that terrorize the drag strip. 10 x 10", 192 pgs, 350 photos, Hdbd. ISBN 9781613253786 Available March 2020 Part # CT612




NEW
FORD TRUCKS: A Unique Look at the Technical History of America's Most Popular Truck
 by Jimmy Dinsmore & James Halderman
 A thorough history of Ford pickup trucks as seen from a technical viewpoint. Fully covered are all the options, chassis specifications, running changes, and the evolution of these trucks as they transformed from spartan utilitarian vehicles to the luxury best-selling family cruisers seen today. 8.5 x 11", 192 pgs, 400 photos, Hdbd. ISBN 9781613255124 Available February 2020 Part # CT661




FORD BRONCO: A History of Ford's Legendary 4x4
 by Todd Zuercher
 Author Todd Zuercher shares technical details, rarely seen photos, and highlights of significant Bronco models along with the stories of those people whose lives have been intertwined with the Bronco for many years. This book will have new information for everyone and will be a must-have! 8.5 x 11", 192 pgs, 400 photos, Hdbd. ISBN 9781613254141 Part # CT634




"DYNODON"
DYNODON: The Cars and Career of Dyno Don Nicholson
 by Doug Boyce
 If you are a fan of a certain era of racing, a Ford fan, or certainly a "Dyno Don" fan this book will be a welcome addition to your library. Follow his Hall of Fame career on the match race circuit. 8.5 x 11", 176 pgs, 330 photos, Sftbd. ISBN 9781613254059 Part # CT631



HUBERT PLATT: Fast Fords of the "Georgia Shaker"
 by Allen Platt
 Hubert Platt's son Allen presents this chronological history of Hubert's racing career. Included are never-before-seen, personal photos from the Platt Family Collection accompanied by records and documents showcasing Platt's illustrious drag-racing career. 8.5 x 11", 192 pgs, 427 photos, Sftbd. ISBN 9781613253977 Part # CT625




KAR-KRAFT: Race Cars, Prototypes and Muscle Cars of Ford's Special Vehicle Activity Program
 by Charlie Henry
 The author (a former Kar-Kraft employee) has enlisted the help of many of his former coworkers to bring you the first book ever published on Ford's all-encompassing special projects facility, Kar-Kraft. 10 x 10", 192 pgs, 332 photos, Hdbd. ISBN 9781613252864 Part # CT569




HOW TO BUILD FORD RESTOMOD STREET MACHINES
 by Tony E. Huntimer
 Shows you how to modify your vintage Ford to accelerate, stop, corner, and ride as good as, if not better than, Detroit's best new high-performance cars. Shows you how to upgrade your engine, drivetrain, chassis, suspension, body, and interior using factory and aftermarket parts. Covers many Ford-specific upgrades, including the Granada brake swap and the popular Shelby Mod. The photos in this edition are black & white. 8.5 x 11", 144 pgs, 300 b/w photos, Sftbd. ISBN 9781613250075 Part # SA101P




HOW TO BUILD COBRA KIT CARS + BUYING USED
 by D. Brian Smith
 The Shelby Cobra was only in production for six short years, and only about 1,000 cars were ever made, but Cobra aficionados yearned for and revered these cars. Then, beginning in the late 1970s, companies manufactured and sold Cobra replicas as a kit car. Author D. Brian Smith, former editor-in-chief of Kit Car magazine, shows you each crucial step for assembling a modern Cobra replica, and in particular, he profiles assembling the most popular Cobra kit car. The photos in this edition are black & white. 8.5 x 11", 176 pgs, 473 b/w photos, Sftbd. ISBN 9781613253878 Part # SA202P



FULL-SIZE FORD RESTORATION: 1960-1964
 by Colin Kleer
 Featuring step-by-step procedures on body, driveline, chassis, and interior components, the author shows, with more than 500 photos and text, how to restore a full-size Ford to its former glory. Crucial projects such as rust repair and driveline maintenance help guarantee that your Ford will be sound and solid for years to come after the restoration. 8.5 x 11", 192 pgs, 506 photos, Sftbd. ISBN 9781613253274 Part # SA390




FORD Y-BLOCK ENGINES: How to Rebuild and Modify
 by Charles Morris
 In this comprehensive rebuild and high-performance build-up guide, a step-by-step rebuild of a stock 292 is provided, complete with explanatory text and captions. Author Charles Morris profiles the building of a modified supercharged 322 engine that uses the latest performance parts and technology developed specifically for this engine series. The photos in this edition are black & white. 8.5 x 11", 136 pgs, 417 b/w photos, Sftbd. ISBN 9781613254721 Part # SA257P




FORD FE ENGINES: How to Rebuild
 by Barry Rabortnick
 Ford FE Engines: How to Rebuild covers everything you need to know to rebuild one of these legendary engines. CarTech's unique Workbench series format takes you step-by-step through the entire rebuilding process, learning Rabortnick's tricks and secrets on building a durable and reliable FE engine. 8.5 x 11", 144 pgs, 388 photos, Sftbd. ISBN 9781613252444 Part # SA352



HOW TO BUILD MAX-PERFORMANCE FORD FE ENGINES
 by Barry Rabortnick
 The Ford FE (Ford Edsel) engine is one of the most popular engines Ford ever produced, and it powered most Ford and Mercury cars and trucks from the late 1950s to the mid 1970s. While high-performance build-up principles and techniques are discussed for all engines, author Barry Rabortnick focuses on the max-performance build-up for the most popular engines, such as the 390 and 428. 8.5 x 11", 144 pgs, 377 color photos, Sftbd. ISBN 9781934709153 Part # SA183




FORD FLATHEAD ENGINES: How to Rebuild & Modify
 by Tony Thacker & Mike Herman
 Veteran author Tony Thacker and flathead guru of H&H Flatheads Mike Herman take you step-by-step through the entire process of a rebuild, including teardown, parts inspection, machine shop processes, replacement part selection, reassembly, start up, and break-in. 8.5 x 11", 144 pgs, 577 color photos, Sftbd. ISBN 9781613252871 Part # SA379



FULL-SIZE FORDS 1955-1970
 by David Temple
 This is a fascinating retrospective of the cars—the design process, manufacturing, equipment packages, and a thorough listing of options, interior patterns, and paint codes. All models from 1955 to 1970 that brought Ford to dominance in the full-size category are revealed in compelling detail. The photos in this edition are black & white. 8.5 x 11", 144 pgs, 316 b/w photos, Sftbd. ISBN 9781613250709 Part # SA176P




FORD SMALL-BLOCK ENGINE PARTS INTERCHANGE
 by George Reid
 This book includes critical information on Ford's greatest small-block engines and goes into great detail on the highly desirable, high-performance hardware produced throughout the 1960s, 1970s, and 1980s. By combining some of the best parts from various years, great performance potential can be unlocked in ways Ford never offered to the general public. Valuable information on cranks, blocks, heads, cams, intakes, rods, pistons, and even accessories guide you through your project. The photos in this edition are black & white. 8.5 x 11", 144 pgs, 360 b/w photos, Sftbd. ISBN 9781613254448 Part # SA339P



HOW TO BUILD SUPERCHARGED & TURBOCHARGED SMALL-BLOCK FORDS
 by Bob McClurg
 Featuring legendary supercharger and turbocharger manufacturers like Paxton, Vortech, Pro-Charger, Garret-AirResearch and Power Dyne, as well as traditional Roots-style systems, this book covers everything you need to know about supercharging and turbocharging your small-block Ford. The photos in this edition are black & white. 8.5 x 11", 128 pgs, 425 b/w photos, Sftbd. ISBN 9781613250051 Part # SA95P






HOW TO REBUILD THE SMALL-BLOCK FORD by George Reid
This book walks you step-by-step through a rebuild, including planning, disassembly, and inspection, choosing the right parts, machine work, assembly, first firing, and break-in. Also included are helpful hints and tips on performance upgrades, including cams, heads, ignition, induction, and more. 8.5 x 11", 144 pgs, 495 color photos, Sftbd. ISBN 9781932494891 Part # SA102

Best Seller




FORD BIG-BLOCK PARTS INTERCHANGE by George Reid
Expanding on the previous edition of High-Performance Ford Parts Interchange that covered both small- and big-block engines in one volume, this book cuts out the small-block information and devotes every page to the FE Series and 385 big-blocks from Ford, which allows for more complete and extensive coverage. 8.5 x 11", 144 pgs, 409 photos, Sftbd. ISBN 9781613253441 Part # SA397



BUILDING 4.6/5.4L FORD HORSEPOWER ON THE DYNO by Richard Holdener
Includes complete before-and-after dyno graphs. Covers upgrades for 2-, 3-, and 4-valve modular engines, with chapters on throttle bodies and inlet elbows, intake manifolds, cylinder heads, camshafts, nitrous oxide, supercharging, turbocharging, headers, exhaust systems, and complete engine buildups. The photos in this edition are black & white. 8.5 x 11", 208 pgs, 340 b/w photos, Sftbd. ISBN 9781613250082 Part # SA115P

● **POD Book**




HOW TO BUILD BIG-INCH FORD SMALL BLOCKS by George Reid
Thoroughly explains the concept of building a stroker, paying special attention to the effect that increasing the bore and stroke has on the engine as a whole. Also included is a complete guide to factory head and block castings, as well as aftermarket block and head guides. Complete with four engine buildups ranging from 331 to 408 ci. The photos in this edition are black & white. 8.5 x 11", 128 pgs, 300 b/w photos, Sftbd. ISBN 9781613250846 Part # SA85P


● **POD Book**




FORD 429/460: How to Rebuild by Charles Morris
In this revised edition of *How to Rebuild Big-Block Ford Engines*, Ford expert Charles Morris covers all the procedures, processes, and techniques for rebuilding your 385 Series big-block. Step-by-step text provides details for determining whether your engine actually needs a rebuild, preparation and removal, disassembly, inspection, cleaning, machining and parts selection, reassembly, start-up, and tuning. Also included are some performance options to make your 429/460 even more powerful, plus a bonus chapter on the Ford 351 Cleveland, Ford's little brother to the big-block. 8.5 x 11", 144 pgs, 609 photos, Sftbd. ISBN 9781613254929 Part # SA162



4.6L & 5.4L FORD ENGINES: How to Rebuild Revised Edition by George Reid
This revised edition delivers the complete nuts-and-bolts rebuild story so you can rebuild an engine at home and achieve professional results. With detailed photos and comprehensive captions, each step is expertly detailed in disassembly, machine work, assembly, start-up, break-in, and tuning. 8.5 x 11", 144 pgs, 456 color photos, Sftbd. ISBN 9781613252284 Part # SA155




FORD 351 CLEVELAND ENGINES: How to Build for Max Performance by George Reid
The Ford 351 Cleveland engine quickly turned the performance world upside down after making its debut in the 1970 production models. Ford finally had a small-block that could compete with Chevrolet and Chrysler. This book covers everything you need to know about using tried-and-true modification techniques as well as modern technology to make your Cleveland engine a cutting-edge performer. 8.5 x 11", 144 pgs, 405 color photos, Sftbd. ISBN 9781613250488 Part # SA252




HOW TO BUILD MAX-PERFORMANCE 4.6-LITER FORD ENGINES by Sean Hyland
When the 1996 Mustang came out with the 4.6-liter V-8, some performance enthusiasts were scared away by its technology. But those days are long gone. In this updated edition, author Sean Hyland gives you a comprehensive guide to building and modifying Ford's 2-, 3-, and 4-valve 4.6- and 5.4-liter engines. The photos in this edition are black & white. 8.5 x 11", 144 pgs, 320 b/w photos, Sftbd. ISBN 9781613250815 Part # SA82P

● **POD Book**




HOW TO SWAP FORD MODULAR ENGINES INTO MUSTANGS, TORINOS AND MORE by Dave Stribling
Stribling covers motor-mount selection and fabrication, suspension and chassis modifications, aftermarket suspension options, firewall and transmission tunnel modifications, engine management and wiring procedures, fuel systems, exhaust systems, electrical mods and upgrades, and much more. 8.5 x 11", 144 pgs, 385 photos, Sftbd. ISBN 9781613255780 Part # SA381

● **POD Book**




HOW TO BUILD MAX-PERFORMANCE FORD V-8s ON A BUDGET by George Reid
This book addresses high-performance V-8 engines such as the 289-, 302-, and 351-ci small-blocks found in Mustangs, as well as the FE series of big-blocks. Emphasis throughout is a budget approach to building high-performance powerplants through the use of over-the-counter factory components and selected aftermarket pieces. The photos in this edition are black & white. 8.5 x 11", 128 pgs, 270 b/w photos, Sftbd. ISBN 9781613250785 Part # SA69P

● **POD Book**




FORD COYOTE ENGINES: How to Build Max Performance by Jim Smart
Veteran Ford writer and historian Jim Smart explains and highlights the latest and greatest options to achieve more horsepower and torque, and of course, faster quarter-mile times. Some of the upgrades covered are engine building techniques, cold-air induction kits, supercharger and pulley kits, better exhaust headers, fuel system and ECU tuning upgrades, and more. 8.5 x 11", 144 pgs, 453 photos, Sftbd. ISBN 9781613252895 Part # SA380


MUSTANG



MUSTANG BY DESIGN: Gale Halderman and the Creation of Ford's Iconic Pony Car by Jimmy Dinsmore & James Halderman
This is the remarkable and dramatic story of how the Mustang came to life, the demanding design and development process, and, ultimately, the triumph of the iconic American car. 8.5 x 11", 176 pgs, 303 photos, Hdbd. ISBN 9781613254073 Part # CT633




MUSTANG SPECIAL EDITIONS: More Than 500 Models Including Shelys, Cobras, Twisters, Pace Cars, Saleens, and More by Jonathan Klein & Jeffrey Klein
This book examines more than 500 special-edition Mustangs from 1964 through today. Coverage includes factory offerings such as the 2001 Bullitt and SVT Cobras, regional promotions including the Twister Special, third-party tuners such as Roush and Saleen, and factory race cars including the 1968 Cobra Jets and the 2000 Cobra-R. 10 x 10", 192 pgs, 509 photos, Hdbd. ISBN 9781613254066 Part # CT632




1969-1970 FORD MUSTANG BOSS 429: Muscle Cars In Detail No. 7 by Daniel Burrill with Denny Aldridge
The author collaborated with Boss 429 expert Denny Aldridge to give you the straight story on the car, its special equipment, 429 engine, 4-speed Toploader transmission, interior appointments, paint codes, and options. Also featured is the exciting story of developing this monumental engine, engineering the components and parts to fit the engine and chassis, and assembling the cars. 8.25 x 9", 96 pgs, 124 photos, Sftbd. ISBN 9781613253168 Part # CT587



STEVE MAGNANTE'S 1001 MUSTANG FACTS
Whether you're an avid fan of all Mustangs, a trivia buff who wants to stump your friends, or have a particular affinity for a particular era of Mustangs, this book is an informative and entertaining collection of facts from one of the industry's most beloved and respected sources. 8.5 x 11", 336 pgs, 120 b/w photos, Sftbd. ISBN 9781613252727 Part # CT563




1969 FORD MUSTANG MACH 1: Muscle Cars In Detail No. 9 by Mike Mueller
The 1969 Mach I was Ford's attempt to create a package and a style to match the performance of its recently released and very potent 428-ci Cobra Jet engine package. Displacing the still-available but more conservative GT trim, the Mach I included unique and innovative graphics and mechanical innovations such as shaker hood scoops, dual racing mirrors, deluxe interiors, competition suspension, dual chrome exhaust tips, and blacked-out hoods. 8.25 x 9", 96 pgs, 138 photos, Sftbd. ISBN 9781613253182 Part # CT589




FORD MUSTANG PERFORMANCE PROJECTS: 1964½-1973 by Frank Bohanan
Includes installing a crate engine, big high-performance brake kits, coil-over shocks, tubular A-arms, multi-link rear suspension, and many other projects that increase performance. Covers every component group of the car. The photos in this edition are black & white. 8.5 x 11", 160 pgs, 313 photos, Sftbd. ISBN 9781613254301 Part # SA212P

POD Book




HOW TO RESTORE YOUR MUSTANG 1964½-1973 by Frank Bohanan
This unique guide covers the restoration process for every major component group and provides detailed step-by-step restoration information for the most important procedures. The latest techniques and best restoration products are detailed. The photos in this edition are black & white. 8.5 x 11", 192 pgs, 525 photos, Sftbd. ISBN 9781613254127 Part # SA165P

POD Book




1968 SHELBY MUSTANG GT350, GT500 AND GT500KR: Muscle Cars In Detail No. 3 by Greg Kolasa
This book covers the 1968 Shelby GT350, GT500, and GT500KR. It provides an introduction and historical overview, an explanation of the design and concepts involved in creating the cars, a look at marketing and promotion, and an in-depth study of all hardware and available options, as well as an examination of where the car is in the market today. 8.25 x 11", 96 pgs, 130 photos, Sftbd. ISBN 9781613252925 Part # CT572

POD Book



BUILDING HIGH-PERFORMANCE FOX-BODY MUSTANGS ON A BUDGET by George Reid
This is an essential book for anyone who wants to modify this affordable and popular sports car, covering everything from planning your project, engine modification and performance, transmission and driveline upgrades, to suspension performance modification and body modification. The photos in this edition are black & white. 8.5 x 11", 128 pgs, 350 b/w photos, Sftbd. ISBN 9781613250020 Part # SA75P

POD Book



HIGH-PERFORMANCE MUSTANG BUILDER'S GUIDE: 1994-2004 by Sean Hyland
The author uses over 300 photos to explain how to upgrade your Mustang's engine, suspension, chassis, transmission, rear end, brakes, and body. There's even a special chapter on becoming active in various forms of organized racing. The photos in this edition are black & white. 8.5 x 11", 144 pgs, 300 b/w photos, Sftbd. ISBN 9781613250532 Part # SA106P


POD Book

MOPAR




THE DEFINITIVE BARRACUDA & CHALLENGER GUIDE: 1970-1974 by Scott Ross
If you have been searching for the comprehensive story and vital option information for these classic Mopar muscle cars, you don't need to look any further. Seasoned journalist Scott Ross has unearthed new information from the key personnel involved in designing, engineering, and building these brash muscle cars. He provides comprehensive engine, transmission, and interior options as well as essential trim package and color code information. 8.5 x 11", 192 pgs, 350 photos, Hdbd. ISBN 9781613252369 Part # CT558

POD Book




DODGE DAYTONA AND PLYMOUTH SUPERBIRD: Design, Development, Production and Competition by Steve Lehto
Author Steve Lehto gives a thorough and detailed account of the history of this battle that culminated with the final wars between the Ford Talladega/Mercury Cyclone and the Dodge Daytona/Plymouth Superbird. The story of Richard Petty's defection from Plymouth, the mighty Hemi, and the creation of the street version of these cars all come to light in this all-encompassing tale of Chrysler climbing the ladder to NASCAR supremacy. 10 x 10", 204 pgs, 360 photos, Hdbd. ISBN 9781613252048 Part # CT543

POD Book




1971 PLYMOUTH 'CUDA: Muscle Cars In Detail No. 2 by Ola Nilsson
This volume provides an introduction and historical overview, an explanation of the design and concepts involved in creating the car, a look at marketing and promotion, an in-depth study of all hardware and available options, as well as an examination of where the car is on the market today. 8.25 x 9", 96 pgs, 113 photos, Sftbd. ISBN 9781613252970 Part # CT576

POD Book




LANDY'S DODGES: The Mighty Mopars of "Dandy" Dick Landy by Geoff Stunkard
Chrysler racing historian and author Geoff Stunkard presents a highly detailed account of Dick Landy's cars, including results and images from the Landy family's personal archive and modern shots of his restored cars. At no other time has Landy's entire career been chronicled and cataloged in print with this much attention to detail. 8.5 x 11", 176 pgs, 407 b/w and color photos, Sftbd. ISBN 9781613252482 Part # CT561

POD Book




1970 PLYMOUTH SUPERBIRD: Muscle Cars In Detail No. 11 by Geoff Stunkard
Production models languished on salesroom floors due in part to NASCAR having increased the homologation requirement from 500 units to 2,000. These cars were highly specialized, seen as being in excess in proportion to the hottest street cars of the period. 8.25 x 9", 96 pgs, 140 photos, Sftbd. ISBN 9781613253007 Part # CT578

POD Book




DODGE SCAT PACK AND PLYMOUTH RAPID TRANSIT SYSTEM: Chrysler's Muscle Car Marketing Programs 1968-1972 by Jim Schild
You will relive the muscle cars, advertisements, and marketing tools employed by Chrysler in this first-ever book published on these Mopar programs by author and historian Jim Schild. 8.5 x 11", 192 pgs, 391 photos, Sftbd. ISBN 9781613253434 Part # CT597

POD Book




DODGE CHALLENGER AND CHARGER: How to Build and Modify 2006-Present by Randy Bolig
Author Randy Bolig shows you how to extract ultimate performance from Challengers and Chargers. He details the features, benefits, and drawbacks of each package or set of upgrades, so you select the best modification for your car, application, and budget. Guidance for installing heads, rotating assemblies, ignition upgrades, higher-performance injectors, and many other parts are provided. 8.5 x 11", 176 pgs, 410 b/w photos, Sftbd. ISBN 9781613255506 Part # SA340P

POD Book




1970 PLYMOUTH ROAD RUNNER: Muscle Cars In Detail No. 10 by Scott Ross
The author retraces the history of the Road Runner and brings the 1970 model year into full focus. The stripped-down Road Runner exemplified the essence of a purpose-built muscle car: brute power and stunning acceleration. 8.25 x 9", 96 pgs, 106 photos, Sftbd. ISBN 9781613253045 Part # CT581

POD Book




1969 PLYMOUTH ROAD RUNNER: Muscle Cars In Detail No. 5 by Wes Eisenschenk
This Volume No. 5 of CarTech's In Detail series provides an introduction and historical overview, an explanation of the design and concepts involved in creating the 1969 Road Runner, a look at marketing and promotion, an in-depth study of all hardware and available options, as well as an examination of where the car is on the market today. 8.25 x 9", 96 pgs, 124 photos, Sftbd. ISBN 9781613253021 Part # CT580

POD Book




NEW CHRYSLER'S MOTOWN MISSILE: Mopar's Secret Engineering Program in the Dawn of Pro Stock by Geoff Stunkard
The drama of 1970s Chrysler Pro Stock drag racing unfolds in this new book, which focuses on the racing and technological evolution of the legendary *Motown Missile* and Mopar Missile racing programs from 1970 to 1977. 8.5 x 11", 176 pgs, 400 photos, Sftbd. ISBN 9781613254752 Available April 2020 Part # CT655


POD Book




NEW HEMI ENGINES 2003-PRESENT: How to Rebuild *by Larry Shepard*
With this book, you can confidently complete your Hemi rebuild and get your car or truck back into action. Long-time Mopar engineer, racing coordinator, and veteran author Larry Shepard provides thorough instructions for each crucial step of the rebuilding process. 8.5 x 11", 144 pgs, 414 photos, Sftbd. ISBN 9781613254479 Part # SA439



NEW HEMI ENGINES: 2003 TO PRESENT: How to Build Max Performance *by Larry Shepard*
Mopar engine expert and veteran author Larry Shepard reveals up-to-date modification techniques and products for achieving higher performance from your third-generation Hemi engine. Porting and modifying the stock Hemi heads as well as the best flow characteristics with high lift are revealed. In addition, guidance on aftermarket heads is provided. 8.5 x 11", 144 pgs, 334 photos, Sftbd. ISBN 9781613253571 Part # SA404




HOW TO BUILD MAX-PERFORMANCE HEMI ENGINES *by Richard Nedbal*
Details how to extract even more horsepower out of these incredible engines. All the block options from street versus race, new versus old, iron versus aluminum are examined. How to install and set up power adders such as nitrous oxide, superchargers, and turbochargers is also examined. The photos in this edition are black & white. 8.5 x 11", 144 pgs, 342 b/w photos, Sftbd. ISBN 9781613250747 Part # SA164P




CHRYSLER SLANT SIX ENGINES: How to Rebuild and Modify *by Doug Dutra*
Doug Dutra has produced this volume to walk you through every aspect of disassembly, evaluation, rebuild, and reassembly in an easy-to-read, step-by-step format. The book also covers modifications, showing how to squeeze the most out of your engine. 8.5 x 11", 144 pgs, 522 photos, Sftbd. ISBN 9781613254325 Part # SA429




CHRYSLER TORQUEFLITE A-904 & A-727 TRANSMISSIONS: How to Rebuild *by Tom Hand*
The author walks you through the TorqueFlite rebuild with 600 photos showcasing step-by-step procedures with highly detailed, easy-to-follow text. This book will keep money in your pocket and add experience to your résumé, but more important, it will have your Mopar back on the road! 8.5 x 11", 208 pgs, 602 photos, Sftbd. ISBN 9781613253359 Part # SA394




CHRYSLER A-833 TRANSMISSIONS: How to Rebuild and Modify *by Jamie Passon*
The author, of Passon Performance, has used his decades of knowledge on the A-833 to create the ultimate book on rebuilding a Chrysler 4-speed. Passon concentrates on disassembling, inspecting, repairing, and reassembling the A-833. Featuring how-to photo sequences that walk you through each phase. 8.5 x 11", 128 pgs, 368 photos, Sftbd. ISBN 9781613253243 Part # SA389




MOPAR B-BODY RESTORATION: 1966-1970 *by Kevin Shaw & Mike Wilkins*
This book offers an in-depth resource for restoring a Mopar B-Body. Step-by-step processes walk you through the tasks of metal repair, suspension rebuild, driveline verification, interior restoration, and more. All components are addressed, creating the most complete resource in the marketplace. 8.5 x 11", 176 pgs, 493 photos, Sftbd. ISBN 9781613251928 Part # SA327



MOPAR B-BODY PERFORMANCE UPGRADES 1962-1979 *by Andy Finkbeiner*
This book explains how to choose the ideal heads, cams, intake, and carb for a complete top-end performance package. In addition, the author discusses and explains the building of a stroker engine. All the stock disc upgrades and aftermarket offerings are included, including Baer and Wilwood systems. The photos in this edition are black & white. 8.5 x 11", 144 pgs, 400 b/w photos, Sftbd. ISBN 9781613252505 Part # SA191P




NEW CHRYSLER'S MOTOWN MISSILE: Mopar's Secret Engineering Program in the Dawn of Pro Stock *by Geoff Stunkard*
The drama of 1970s Chrysler Pro Stock drag racing unfolds in this new book, which focuses on the racing and technological evolution of the legendary Motown Missile and Mopar Missile racing programs from 1970 to 1977. 8.5 x 11", 176 pgs, 400 photos, Sftbd. ISBN 9781613254752 Available April 2020 Part # CT655




HOW TO REBUILD THE BIG-BLOCK MOPAR *by Arvid Svendsen*
The Chrysler R and RB engines—the 360, 383, 400, 413, and 440 built from 1958 to 1976—have powered millions of muscle cars and typical passenger cars. Author Arvid Svendsen takes you through each crucial step of the rebuild process, so you can rebuild your big-block Mopar with confidence and attain professional results. The photos in this edition are black & white. 8.5 x 11", 144 pgs, 342 b/w photos, Sftbd. ISBN 9781613252550 Part # SA197P



HOW TO BUILD MAX-PERFORMANCE MOPAR BIG-BLOCKS *by Andy Finkbeiner*
Naturally aspirated Mopar Wedge big-blocks are quite capable of producing between 600 and 900 hp. This book covers how to build Mopar 383-, 400-, 413-, and 440-ci engines to reach these power levels. Detailed engine builds at 600-, 700-, 800-, and 900-hp levels provide insight and reveal what can be done with real-world component packages. The photos in this edition are black & white. 8.5 x 11", 144 pgs, 400 b/w photos, Sftbd. ISBN 9781613250921 Part # SA171P



MOPAR SMALL-BLOCK ENGINES: How to Build Max Performance *by Larry Shepard*
If you own an LA small-block-powered Mopar car or truck, this invaluable guidance and instruction helps you optimize performance and maintain reliability. Mopar engine expert and author Larry Shepard identifies the best parts and guides you through the specific techniques to extract maximum performance from this platform. The photos in this edition are black & white. 8.5 x 11", 144 pgs, 322 b/w photos, Sftbd. ISBN 9781613255490 Part # SA377P




HOW TO REBUILD THE SMALL-BLOCK MOPAR *by William Burt*
This is the most comprehensive rebuild book on small-block Mopar engines ever released, covering 273-, 318-, 340-, and 360-ci LA engines and 5.2- and 5.9-liter Magnum V-8s. Topics covered include removal, tear down, inspection, selecting parts, machine shop work, and assembly. The photos in this edition are black & white. 8.5 x 11", 144 pgs, approx. 600 b/w photos, Sftbd. ISBN 9781613250587 Part # SA143P




HOW TO BUILD BIG-INCH MOPAR SMALL BLOCKS *by Jim Szilagyi*
This book shows you how to get big-cube power, and then it shows you how to optimize the small-block's other systems—induction, heads, valvetrain, ignition, exhaust, and more—to make the most of the extra cubic inches. Covers building big-inchers from Mopar 318/340/360-ci LA or Magnum 5.2-/5.9-liter engines, using factory and aftermarket parts. The photos in this edition are black & white. 8.5 x 11", 144 pgs, 350 b/w photos, Sftbd. ISBN 9781613250129 Part # SA104P


BUICK/OLDS/PONTIAC



NEW HOW TO REBUILD PONTIAC V-8s - Updated Edition *by Rocky Rotella*
Drawing on his vast experience, Pontiac expert Rotella uses detailed captions and photos to show each crucial step of the disassembly, inspection, machine work, parts selection, assembly, and break-in process of a complete engine rebuild. 8.5 x 11", 160 pgs, 390 photos, Sftbd. ISBN 9781613255636 Available January 2020 Part # SA200



GM G-BODY PERFORMANCE UPGRADES 1978-1987 *by Joe Hinds*
Covers Chevy Malibu & Monte Carlo, Pontiac Grand Prix, Olds Cutlass Supreme & Buick Regal. This popular chassis is the last mass-produced V-8/rear-drive that enthusiasts can afford and readily modify. A solid collection of upgrades including brakes, suspension, and the installation of GM's most popular modern engine—the LS-Series V-8—are all covered in great detail. The photos in this edition are black & white. 8.5 x 11", 144 pgs, 395 b/w photos, Sftbd. ISBN 9781613254943 Part # SA246P



HOW TO BUILD MAX-PERFORMANCE BUICK ENGINES *by Jefferson Bryant*
Covers everything from the nailheads of the 1950s and early 1960s, to the later evolutions of the Buick V-8 through the 1960s and 1970s, through to the Turbo V-6 models of the 1970s and 1980s. It supplies the most up-to-date information on heads, blocks, cams, rotating assemblies, interchangeability, and oiling-system improvements and modifications, along with details on the best performance options available, avenues for aftermarket support, and much more. The photos in this edition are black & white. 8.5 x 11", 144 pgs, 324 b/w photos, Sftbd. ISBN 9781934709870 Part # SA146P




OLDSMOBILE V-8 ENGINES: How to Build Max Performance - Revised Edition by *Bill Trovato*
In this revised edition of *Oldsmobile V-8 Engines: How to Build Max Performance*, the author provides additional information for extracting the best performance. In particular, he goes into greater detail on ignition systems and other areas of performance. A complete review of factory blocks, cranks, heads, and more is teamed with a thorough review of available aftermarket equipment. The photos in this edition are black & white. 8.5 x 11", 144 pgs, 404 b/w photos, Sftbd. ISBN 9781613254950 Part # SA172P

● **POD Book**




HOW TO BUILD MAX-PERFORMANCE PONTIAC V-8s by *Rocky Rotella*
The book includes honest advice on the proper way to modify components for optimal power and durability. Additionally, high-performance engine buildups are completed and the results are shared. If you're considering building a traditional Pontiac V-8 engine for increased power and performance or even competitive racing, this book is a critical component to achieving your goals. The photos in this edition are black & white. 8.5 x 11", 144 pgs, 352 b/w photos, Sftbd. ISBN 9781613254745 Part # SA233P


● **POD Book**



THE DEFINITIVE FIREBIRD & TRANS AM GUIDE: 1970½-1981 by *Rocky Rotella*
This is sure to become the ultimate second-gen Firebird reference book. Complementing the detail and year-by-year analysis is archival photography from the development of these cars as well as beautiful color photos of original and restored examples today. This book tells the entire story of these immensely popular cars, whether you are into the second generation of F-Body regular models, Formula 400 performance models, Super Duty Trans Ams, or the cars of Smokey and the Bandit fame. 8.5 x 11", 224 pgs, 441 photos, Sftbd. ISBN 9781613253212 Part # CT591




TRANS AM & FIREBIRD RESTORATION: 1970½-1981 by *Melvin Benzaquen*
In this revealing guide, all crucial aspects of restoration are covered, including the engine, driveline, interior, trim, electrical system, brakes, steering, and suspension. A special focus is placed on performing common body restoration procedures. Chapters also include VIN decoding, planning, preparation, tools, and painting techniques. Step-by-step photos accompanied by in-depth and detailed captions explain how to perform each stage of the restoration process. 8.5 x 11", 176 pgs, 517 color photos, Sftbd. ISBN 9781613251720 Part # SA316



THE DEFINITIVE PONTIAC GTO GUIDE: 1964-1967 by *David Bonaskiewich*
Pontiac expert and long-time writer David Bonaskiewich delves deep into the GTO model and its history, bringing the equipment and options of this iconic muscle car into full focus. This is an in-depth, nuts-and-bolts guide to GTO equipment and options. 8.5 x 11", 192 pgs, 364 photos, Sftbd. ISBN 9781613253854 Part # CT618




1964 PONTIAC GTO: Muscle Cars In Detail No. 8 by *David Bonaskiewich*
Pontiac installed the high-performance 389 V-8 into the nimble and lightweight intermediate-size LeMans chassis. It was a watershed moment; the 1964 GTO delivered astounding performance and created the muscle car blueprint that the Detroit manufacturers followed in the 1960s and 1970s. The 1964 GTO is a landmark car, and this book goes well beyond the glossy overview of other books about this car. 8.25 x 9", 96 pgs, 129 photos, Sftbd. ISBN 9781613253205 Part # CT590




HOW TO RESTORE YOUR PONTIAC GTO: 1964-1974 by *Don Keefe*
This book covers how to verify the authenticity of your particular car, the most desirable models to restore, and option information. Like our other Restoration Series books, this entry focuses on the actual hands-on, how-to procedures for restoring a GTO to its original condition. If you are restoring any GTO of this time period, this book will be a valuable resource for years to come. The photos in this edition are black & white. 8.5 x 11", 176 pgs, 398 b/w photos, Sftbd. ISBN 9781613253083 Part # SA218P

● **POD Book**




GTO DATA AND ID GUIDE: 1964-1972 by *Peter C. Sessler*
The author dissects the GTO and presents critical data including engine and transmission codes, rear axle identification, exterior and interior colors, options, production numbers, and VIN decoding. If you're at a car show and someone asks you what the distributor number is on your GTO, open this book and find the answer. 5 x 8", 192 pgs, 110 photos, Sftbd. ISBN 9781613253632 Part # CT603

AMC




THE HISTORY OF AMC MOTORSPORTS: Trans-Am, Quarter-Mile, NASCAR, Bonneville and More by *Bob McClurg*
Never before has a single volume chronicled the events that encompass AMC racing history. For hardcore racing history fans and casual enthusiasts of the AMC street offerings, this book showcases the early Nash and Hudson models in NASCAR racing all the way through the muscle car era, AMC Javelins in Trans-Am racing, drag racing Super Stock programs, and more. 10 x 10", 204 pgs, 292 b/w and color photos, Hdbd. ISBN 9781613251775 Part # CT536




AMC JAVELIN, AMX & MUSCLE CAR RESTORATION 1968-1974 by *Scott Campbell*
This restoration guide chronicles the entire process of AMC ownership from selecting a vehicle to disassembly to final reassembly. Detailed "how-to" coverage of rust repair; panel and sheet-metal replacement; interior and trim restoration; undercarriage chassis, suspension, and driveline rehabilitation; and more. Also includes in-depth coverage of the decoding and documentation process. The photos in this edition are black & white. 8.5 x 11", 176 pgs, 443 b/w photos, Sftbd. ISBN 9781613254530 Part # SA318P

● **POD Book**

VOLKSWAGEN




NEW
HOW TO RESTORE YOUR VOLKSWAGEN BEETLE by *Eric LeClair, Susan Anderson & the Aircooled Kustoms Krew*
Restoring your Beetle is covered through step-by-step sequences from unbolting that first nut through polishing the paint on your freshly restored Bug. The specialists at Aircooled Kustoms walk you through the proper disassembly methods, restoring versus replacing components, and reassembling your restored Bug, covering everything related to the body, undercarriage, and interior along the way. 8.5 x 11", 168 pgs, 596 photos, Sftbd. ISBN 9781613254271 Part # SA426




NEW
HOW TO REBUILD VW AIR-COOLED ENGINES: 1961-2003 by *Prescott Phillips*
This book covers rebuilding the VW Type 1, 2, and 3 engines beginning in 1961, when a significant redesign improved the basic initial design. Step-by-step color photos provide in-depth, hands-on rebuilding information, while engine model types, identification codes, specifications, and details help the user source a good candidate for rebuilding or retrofitting. 8.5 x 11", 144 pgs, 584 photos, Sftbd. ISBN 9781613254332 Part # SA221

SPORT COMPACT




BMW 3-SERIES (E36) 1992-1999: How to Build and Modify by *Jeff Zurschmeide*
The BMW 3-Series set the benchmark for performance and luxury. But even these cars can be improved dramatically. Each major component group can be modified or upgraded for more performance, so you can build a better car that's balanced and refined. If you want to make your E36 a quicker, better handling, and more capable driving machine, this book is your indispensable guide. The photos in this edition are in black & white. 8.5 x 11", 144 pgs, 400 b/w photos, Sftbd. ISBN 9781613255056 Part # SA341P

● **POD Book**




BMW 3-SERIES (E30) PERFORMANCE GUIDE: 1982-1994 by *Robert Bowen*
Each specific section of the car (chassis, engine, transmission, etc.) is showcased and suitable performance upgrades are discussed in detail. Exterior appearance items are also covered, as are maximum wheel and tire sizes for the entire family of 3-Series E30 BMWs. 8.5 x 11", 144 pgs, 332 color photos, Sftbd. ISBN 9781934709863 Part # SA229




BUILDING HONDA K-SERIES ENGINE PERFORMANCE by *Richard Holdener*
This book gives you a detailed description of the K-series engines, the various kinds of aftermarket performance parts available, and describes how these parts perform on the dyno. You'll find chapters detailing upgrades to the intake, exhaust, cylinder heads, camshafts, and tuning, plus turbochargers, superchargers, and nitrous oxide. The photos in this edition are in black & white. 8.5 x 11", 128 pgs, 350 b/w photos, Sftbd. ISBN 9781613251096 Part # SA134P


● **POD Book**




HONDA K-SERIES ENGINE SWAPS: Upgrade to More Horsepower & Advanced Technology by Aaron Bonk
The author gives you all the details, facts, and figures you need to complete a successful K-series swap into your older chassis. All the different engine variants are covered, as well as interchangeability, compatibility, which accessories work best, wiring and controls operation, drivetrain considerations, and more. The photos in this edition are black & white. 8.5 x 11", 144 pgs, 309 b/w photos, Sftbd. ISBN 9781613254646 Part # SA276P ● *POD Book*




HIGH-PERFORMANCE HONDA BUILDER'S HANDBOOK Volume II by Joe Pettitt
Following in the footsteps of the very popular Volume I, this work focuses on suspension modifications, brake technology, nitrous oxide tuning, aerodynamic body mods, fuels, dragstrip performance driving tips, etc. for these front-drive wonder cars. The photos in this edition are black & white. 8.5 x 11", 128 pgs, 300 b/w photos, Sftbd. ISBN 9781613251133 Part # SA58P ● *POD Book*



HIGH-PERFORMANCE HONDA BUILDER'S HANDBOOK Volume I by Joe Pettitt
Covers all fundamentals of super-tuning a high-performance Honda/Acura engine and gives real-world examples. This book includes build-up information on a B20/B16 Hybrid, a 12-second turbo-charged GSR Civic, PAC Motorsports stroker motors, and a B20/B16Ai "Frankenstein" combination. Also covers the build-up of an ultra-radical 825-hp turbocharged B18CI Honda Civic. The photos in this edition are black & white. 8.5 x 11", 160 pgs, 300 b/w photos, Sftbd. ISBN 9781613250280 Part # SA49P ● *POD Book*




HONDA ENGINE SWAPS by Aaron Bonk
This book details all the most popular performance swaps for Honda Civic, Accord, and Prelude, as well as the Acura Integra. It includes vital information on electrics, fit and drivetrain compatibility, design considerations, step-by-step instruction, and costs. The photos in this edition are black & white. 8.5 x 11", 128 pgs, 350 b/w photos, Sftbd. ISBN 9781613250693 Part # SA93P ● *POD Book*




HOW TO BUILD MAX-PERFORMANCE MITSUBISHI 4G63t ENGINES by Robert Bowen
Covers every system and component, including the turbocharger system and engine management. This book includes an identification guide and advice for choosing engine components and other parts, including bolt-ons and transmission and drivetrain upgrades. Profiles of successful built-up engines show examples of what works. Includes helpful guidance for choosing your own engine-building path. The photos in this edition are black & white. 8.5 x 11", 144 pgs, 400 b/w photos, Sftbd. ISBN 9781613250662 Part # SA148P ● *POD Book*




HOW TO REBUILD HONDA B-SERIES ENGINES by Jason Siu
This book shows how to rebuild the ever-popular Honda B-series engine. It explains variations between the different B-series designations and elaborates upon the features that make this engine family such a tremendous and reliable design. The photos in this edition are black & white. 8.5 x 11", 144 pgs, approx. 600 b/w photos, Sftbd. ISBN 9781613254097 Part # SA154P ● *POD Book*




HOW TO BUILD HONDA HORSEPOWER by Richard Holdener
Offers complete results from more than 2,000 dyno pulls, and provides tens-of-thousands of dollars' worth of dyno test results from all popular Honda performance parts. From air intake systems to exhausts, cams and cylinder heads to nitrous, turbos, and superchargers, it's all here! The photos in this edition are black & white. 8.5 x 11", 192 pgs, 300 b/w photos, Sftbd. ISBN 9781613251119 Part # SA71P ● *POD Book*




HIGH-PERFORMANCE SUBARU BUILDER'S GUIDE by Jeffrey Zurschmeide
Shows you how to modify your Impreza, Legacy, WRX, or STI for improved acceleration, handling, braking, and style. Explains how to modify the intake, exhaust, turbo-charger, and computer systems for more horsepower and torque—plus info on upgrading your drivetrain to handle all that power. The photos in this edition are black & white. 8.5 x 11", 144 pgs, 300 b/w photos, Sftbd. ISBN 9781613251348 Part # SA141P ● *POD Book*




THE NEW MINI PERFORMANCE HANDBOOK by Jeffrey Zurschmeide
This book is designed to take you through the possibilities for performance upgrades, including step-by-step procedures for common upgrades including shocks and springs, brakes, clutch and flywheel, turbo replacement, supercharger pulley replacement, intake, exhaust, and limited-slip differential. The photos in this edition are black & white. 8.5 x 11", 144 pgs, 361 b/w photos, Sftbd. ISBN 9781613250228 Part # SA182P ● *POD Book*




HIGH-PERFORMANCE DODGE NEON BUILDER'S HANDBOOK by Mike Ancas
This comprehensive book details suspension and braking improvements, drivetrain modifications, and working on a budget. Engine modifications are extensively covered, including specific details about intake systems, exhaust systems, ignition and fuel systems, short-block modification, and thorough coverage of heads, cams, and valvetrain. The photos in this edition are black & white. 8.5 x 11", 128 pgs, 300 b/w photos, Sftbd. ISBN 9781613250068 Part # SA100P ● *POD Book*



HIGH-PERFORMANCE FORD FOCUS BUILDER'S HANDBOOK by Richard Holdener
This book shows Focus owners exactly what it takes to improve their car's performance, from simple modifications such as installing a new air intake to radical mods like installing a turbocharger. The photos in this edition are black & white. 8.5 x 11", 128 pgs, 300 b/w photos, Sftbd. ISBN 9781613251102 Part # SA90P ● *POD Book*




SPORT COMPACT NITROUS INJECTION by Joe Pettitt
Used incorrectly, nitrous oxide can destroy an engine. This title shows you how to produce safe, nitrous-enhanced power from high-revving, small-displacement, 4-cylinder engines. The photos in this edition are in black & white. 8.5 x 11", 128 pgs, 300 b/w photos, Sftbd. ISBN 9781613251126 Part # SA73P ● *POD Book*




SPORT COMPACT TURBOS & BLOWERS by Joe Pettitt
This book is an enthusiast's guide to understanding, installing, and using turbochargers and superchargers on sport compact cars. It covers the basics of each system and compares their pros and cons. Typical installations are covered and explained in detail, as is building and tuning small-displacement 4- and 6-cylinder engines. The photos in this edition are in black & white. 8.5 x 11", 128 pgs, 300 b/w photos, Sftbd. ISBN 9781613250044 Part # SA89P ● *POD Book*


DRIVING




HOW TO MAKE YOUR MUSCLE CAR HANDLE by Mark Savitske
Suspension expert Mark Savitske, owner of Savitske Classic and Custom, lays out all the relevant options and covers the latest products in this new revised edition. He delves into tubular control arms, shacks, coil springs or torsion bars, and other suspension parts that dramatically improve muscle car handling. The photos in this edition are black & white. 8.5 x 11", 144 pgs, 325 b/w photos, Sftbd. ISBN 9781613254653 Part # SA175P ● *POD Book*




HOW TO DRAG RACE by Kevin McKenna
Author Kevin McKenna, senior editor at National DRAGSTER, NHRA's weekly news magazine, shows you what to expect your first time out, how to set up your street car or race car for consistency and speed, and driving techniques for racers at all levels. He discusses tires, safety equipment, driving aids such as line-locks and delay boxes, choosing a class, and advanced racer math. The photos in this edition are black & white. 8.5 x 11", 144 pgs, 289 b/w photos, Sftbd. ISBN 9781613250723 Part # SA136P ● *POD Book*



HOW TO AUTOCROSS by Andrew Howe
Covers basic modifications such as tire pressures, alignment, and dampers, to more advanced modifications that go beyond the stock classes. Includes coverage of accelerating, braking, weight transfer, shifting, corners, slaloms, and finding that perfect line. There is even information on car classes, driver schools, data logging, how events are typically run, and how to find events in your area. The photos in this edition are black & white. 8.5 x 11", 144 pgs, 353 b/w photos, Sftbd. ISBN 9781613250235 Part # SA158P ● *POD Book*



HOW TO DRIFT: The Art of Oversteer by Paul Morton
This is a comprehensive guide to driving technique and car setup. Author Paul Morton explains various styles and methods of drifting, and provides technical physical descriptions and detailed line art and photos. He goes on to explain how you need to modify your car's suspension, chassis, engine, and driveline to enhance its ability to drift. The photos in this edition are black & white. 8.5 x 11", 144 pgs, approx. 350 b/w photos, Sftbd. ISBN 9781613250136 Part # SA118P ● *POD Book*



DYNO TESTING AND TUNING
by Harold Bettes & Bill Hancock
The authors apply their wealth of knowledge and experience to deliver the definitive work on dynamometers and dyno testing. This book is useful to anyone who wants to squeeze more power out of a car or engine. The photos in this edition are black & white.


8.5 x 11", 144 pgs, 200 b/w photos, Sftbd. ISBN 9781934709740 Part # SA138P ● **POD Book**



MODERN ENGINE BLUEPRINTING TECHNIQUES: A Practical Guide to Precision Engine Building
by Mike Mavrigian
Mike Mavrigian explains and illustrates the most discriminating engine building techniques and performs detailed procedures, so the engine is perfectly balanced, matched, and optimized. 8.5 x 11", 192 pgs, 474 color photos, Sftbd. ISBN 9781613250471 Part # SA251


● **Best Seller**

INDUCTION & IGNITION




REVISED HOLLEY CARBURETORS: How to Rebuild
by Mike Mavrigian
Author Mike Mavrigian guides you through each important stage of the Holley rebuilding process, so you have the best operating carburetor for a particular engine and application. He explains carb identification as well as

idle, mid-range and high-speed circuit operation, specialty tools, and available parts. He also details how to select parts then disassemble, assemble, and calibrate all of the major Holley carburetors. 8.5 x 11", 160 pgs, 450 photos, Sftbd. ISBN 9781613251980 Part # SA330




A COMPLETE GUIDE TO STREET SUPERCHARGING
by Pat Ganahl
Covered are blower basics, blower background and history, a tutorial on how blowers work, information on used superchargers and their practicality, chapters on the different styles of superchargers such as the traditional Roots-style blowers vs. the

emerging centrifugal styles, and more. The photos in this edition are black & white. 8.5 x 11", 128 pgs, 330 b/w photos, Sftbd. ISBN 9781613251317 Part # SA17P ● **POD Book**




HIGH-PERFORMANCE GM LS-SERIES CYLINDER HEAD GUIDE
by David Grasso
This book reviews every readily available factory and aftermarket cylinder head designed for GM LS-Series engines, and delivers the facts about each in an easily comparable format. It includes the basic dimensions of each head, along with their claimed airflow rates. Also included is information on interchangeability, combustion chamber sizes, compression ratios, applications, performance characteristics, helpful tips, and intakes. The photos in this edition are black & white. 8.5 x 11", 144 pgs, 333 b/w photos, Sftbd. ISBN 9781613254318 Part # SA231P ● **POD Book**




DAVID VIZARD'S HOW TO SUPER TUNE AND MODIFY HOLLEY CARBURETORS
by David Vizard
Author David Vizard explains the science, the function, and the tuning expertise required to get your Holley carburetor to perform its best for your application; street, strip, supercharging, or racing. Guides you through the traditional 4150

Double Pumper, Dominator, and 4160 vacuum secondary models, as well as all the recent releases from Holley, including the Ultra Street Avenger and Ultra HP Series Carbs. 8.5 x 11", 144 pgs, 321 color photos, Sftbd. ISBN 9781934709658 Part # SA216



DESIGNING AND TUNING HIGH-PERFORMANCE FUEL INJECTION SYSTEMS
by Greg Banish
Engineer and industry veteran Greg Banish tackles this complex subject and explains it in an easy-to-read manner. Learn useful formulas, VE equation and airflow estimation, and more. Also covered are setups and calibration, creating VE tables, creating timing maps, auxiliary output controls, start-to-finish calibration examples with screen shots to document the process. 8.5 x 11", 128 pgs, 215 color photos, Sftbd. ISBN 9781932494907 Part # SA161



TURBO: Real World High-Performance Turbocharger Systems
by Jay K. Miller
Whether you're running gas or diesel, 4, 6, 8, or more cylinders, this book shows you how to test, install, and maintain your high-performance turbo system. You learn how turbochargers work, how to choose the right turbo or turbos for your engine by reading flow maps, and how to tune your engine to run perfectly with your turbo system. 8.5 x 11", 160 pgs, approx. 320 color photos, Sftbd. ISBN 9781932494297 Part # SA123




HOW TO REBUILD AND MODIFY ROCHESTER QUADRAJET CARBURETORS
by Cliff Ruggles
A complete guide to selecting, rebuilding, and modifying the Q-Jet, aimed at both muscle car restorers and racers. It includes a history of the Q-Jet, an explanation of how the carb works, a guide to selecting and finding the right carb, instructions on how to rebuild the carb, and extensive descriptions of high-performance modifications. 8.5 x 11", 128 pgs, approx. 300 color photos, Sftbd. ISBN 9781932494181 Part # SA113




HIGH-PERFORMANCE IGNITION SYSTEMS
by Todd Ryden
This updated text explains the theory behind the operation and how the parts work with one another to achieve the ultimate goal of efficient combustion. The inside scoop on all the new coils, wires, spark plugs, distributors, magnetos, inductive systems, CD ignitions, multiple-spark systems, computer ignition controls, and rev limiters is covered for both street and race applications. 8.5 x 11", 144 pgs, 288 color photos, Sftbd. ISBN 9781613250808 Part # SA79




ENGINE MANAGEMENT: Advanced Tuning
by Greg Banish
This book takes engine-tuning techniques to the next level, explaining how the EFI system determines engine operation and how the calibrator can change the controlling parameters to optimize actual engine performance. It is the most advanced book on the market, a must-have for tuners and calibrators and a valuable resource for anyone who wants to make horsepower with a fuel-injected, electronically controlled engine. 8.5 x 11", 128 pgs, 250 color photos, Sftbd. ISBN 9781932494426 Part # SA135




HOW TO REBUILD AND MODIFY CARTER/EDELBROCK CARBURETORS
by Dave Emanuel
Covers rebuilding, tuning, and modifying Carter and Edelbrock carburetors. Also features history of Carter as well as the history of the AFB and the AVS since the purchase by Edelbrock. Outlines carburetor types, and offers detailed information on modifications, tuning, and rebuilding. The photos in this edition are black & white. 8.5 x 11", 136 pgs, 315 b/w photos, Sftbd. ISBN 9781613250679 Part # SA130P. ● **POD Book**




HOW TO INSTALL AND TUNE NITROUS OXIDE SYSTEMS
by Bob McClurg
This book educates on the properties of nitrous oxide and the most-effective way to design, install, and tune complete systems. A focus on safety and answers to the typical questions associated with the use of nitrous oxide. Several complete installations are featured. The photos in this edition are black & white. 8.5 x 11", 144 pgs, 442 b/w photos, Sftbd. ISBN 9781613251874 Part # SA194P. ● **POD Book**



EFI CONVERSIONS: How to Swap Your Carb for Electronic Fuel Injection
by Tony Candela
Tony Candela reveals the attributes of each EFI system. He shows you how to install TBI and MPFI systems as well as a complete rework of an improperly installed and poorly functioning EFI system. He also explains each crucial step for calibrating these systems in your own garage. You learn how to optimize your electrical and fuel delivery system as well as integrate ignition and computer control with aftermarket EFI systems. The photos in this edition are black & white. 8.5 x 11", 144 pgs, 400 b/w photos, Sftbd. ISBN 9781613255339 Part # SA261P ● **POD Book**




HOW TO TUNE AND WIN WITH DEMON CARBURETION
by Ray Bohacz
Provides a detailed look at carburetor and engine theory in an easy-to-understand manner, and is a guide for choosing the correct carburetor for the application. Tuning tips for racing and street/strip use are included. Each of the four Demon models are analyzed in detail. The photos in this edition are black & white. 8.5 x 11", 128 pgs, 300 b/w photos, Sftbd. ISBN 9781613250006 Part # SA68P ● **POD Book**




HOW TO BUILD HORSEPOWER: Volume 2 Carburetors & Intake Manifolds
by David Vizard
David Vizard examines the finer points of carburetors and intake manifolds, looking for the smallest of modifications and upgrades that often result in large performance gains. Includes Carter, Holley, Predator, Weber, Dell'Orto, and Mikuni carbs, dozens of factory and aftermarket manifolds, tunnel ram intakes, etc. Also covers carb calibration methods, analysis of different designs, mixture ratios, and test results of various carb and intake combinations. The photos in this edition are black & white. 8.5 x 11", 128 pgs, 300 b/w photos, Sftbd. ISBN 9781613250297 Part # SA52P ● **POD Book**


PAINT, BODY & ELECTRICAL SYSTEMS



CONVERTIBLE TOP RESTORATION & INSTALLATION
by Fred Mattson
Step-by-step photo sequencing walks you through convertible top applications for Corvettes, retractable hard tops, scissors tops, manual tops, power tops, and your modern convertible. 8.5 x 11", 176 pgs, 604 photos, Sftbd. ISBN 9781613254462 Part # SA438




AUTOMOTIVE UPHOLSTERY AND INTERIOR RESTORATION
by Fred Mattson
Starting with a list of necessary tools, the author guides you through various tasks including seat restoration; door panel removal, patterning, assembly, and installation; headliner removal and installation; carpet cutting; and convertible top restoration. 8.5 x 11", 192 pgs, 519 photos, Sftbd. ISBN 9781613253311 Part # SA393




MEDIA BLASTING & METAL PREPARATION: A Complete Guide
by Matt Joseph
Restoration expert and veteran author Matt Joseph gives you all the information you need to expertly prepare your car, motorcycle, or anything made of metal for the next stages of restoration. With this handy guide, Joseph provides all you need to know for a successful and long-lasting restoration. 8.5 x 11", 144 pgs, 292 photos, Sftbd. ISBN 9781613251652 Part # SA313




MUSCLE CAR INTERIOR RESTORATION GUIDE
by Daniel Strohl
Covers instrument panel and dashboard restoration, electrical system restoration, steering wheel, steering column and pedal restoration, and firewall pad restoration. Includes restoring carpet, headliners, doors, door panels, glass restoration or replacement, convertible top restoration, and upholstery replacement vinyl and leather seat repair. The photos in this edition are black & white. 8.5 x 11", 160 pgs, 419 b/w photos, Sftbd. ISBN 9781613250396 Part # SA167P ● POD Book




HOW TO PAINT MUSCLE CARS & SHOW CARS LIKE A PRO
by Tony Thacker
Included is all the information you need to create a show-quality finish, including chapters on making a plan, the tools needed for the job, complete disassembly information, repair versus replacement decisions, metal prep, the latest and best paint products, application, custom finishes, and more. 8.5 x 11", 144 pgs, 527 photos, Sftbd. ISBN 9781613254134 Part # SA420



HOW TO PAINT YOUR CAR ON A BUDGET
by Pat Ganahl
Unveils dozens of secrets that help you paint your own car. Ganahl covers all you need to know to get a great-looking coat of paint on a budget. Covers painting equipment, the ins and outs of prep, masking, painting and sanding products, and techniques. 8.5 x 11", 144 pgs, approx. 400 color photos, Sftbd. ISBN 9781932494228 Part # SA117




PATINA: How to Create and Preserve
by Kevin Tetz
Author Kevin Tetz of Paintucation® walks you through creating patina from existing paint, preserving "already there" patina, and painting patina (steel, plastic, glass) in a step-by-step format. With tens of millions of potential projects to consider, finding the right car or truck to patina shouldn't be a problem. 8.5 x 11", 176 pgs, 599 photos, Sftbd. ISBN 9781613254677 Part # SA447




AUTOMOTIVE BODYWORK AND RUST REPAIR
by Matt Joseph
Shows you the ins and outs of tackling both simple and difficult rust and metalwork projects. How to select the proper tools, preparing and cleaning sheet metal, section fabrications and repair patches, gas and electric welding, forming, fitting, smoothing, cutting metal, final filling, sanding, lead filling, making panels fit properly, and more. 8.5 x 11", 160 pgs, 450 color photos, Sftbd. ISBN 9781932494976 Part # SA166



AUTOMOTIVE SHEET METAL FORMING & FABRICATION
by Matt Joseph
Explains most of the common processes and operations in sheet-metal fabrication work, and discusses tools and equipment. Focuses on how to perform basic operations and tasks used in metal forming and fabrication. The photos in this edition are black & white. 8.5 x 11", 144 pgs, 400 b/w photos, Sftbd. ISBN 9781613251713 Part # SA196P ● POD Book



AUTOMOTIVE WIRING AND ELECTRICAL SYSTEMS
by Tony Candela
The basics of electrical principles, including voltage, amperage, resistance, and Ohm's law are revealed in clear and concise detail, so you understand what they mean in the construction and repair of automotive electrical circuits. All the tools and proper equipment required for automotive electrical tasks are covered. 8.5 x 11", 144 pgs, approx. 380 color photos, Sftbd. ISBN 9781932494877 Part # SA160



AUTOMOTIVE WIRING AND ELECTRICAL SYSTEMS VOL. 2: PROJECTS
by Tony Candela
In this revised edition (formerly titled *Automotive Electrical Performance Projects*) photos and step-by-step captions detail the installation of the most popular, functional, and beneficial upgrades at varying skill levels. Just a few of the projects included are: maximizing performance of electric fans; installing electronic gauges; upgrading charging systems; and installing a complete aftermarket wiring harness, and more. 8.5 x 11", 144 pgs, 394 color photos, Sftbd. ISBN 9781613252291 Part # SA345



HOW TO DESIGN AND INSTALL IN-CAR ENTERTAINMENT SYSTEMS
by Jefferson Bryant
The author covers audio/video, navigation, communication, and entertainment technology, and how you can create a complete custom system or an integrated stock/aftermarket system. Features how-to installations, descriptions of hook-ups, mechanical upgrades such as charging systems, and a comprehensive resource guide. The photos in this edition are black & white. 8.5 x 11", 144 pgs, 375 b/w photos, Sftbd. ISBN 9781613250754 Part # SA163P ● POD Book




WELD LIKE A PRO: Beginning to Advanced Techniques
by Jerry Utrachi
In this revised edition of the previous title, *Advanced Automotive Welding*, Jerry Utrachi, past president of the American Welding Society, shows you how to perform basic welding procedures with steel and cast iron. He also reveals advanced welding techniques and the use of aluminum, titanium, magnesium, stainless steel, and other specialty materials. Projects and techniques focus on automotive applications, but they can also be used for welding a bicycle frame, a steel grill, and other everyday fixes. 8.5 x 11", 144 pgs, 428 color photos, Sftbd. ISBN 9781613252215 Part # SA343




HOW TO FABRICATE AUTOMOTIVE FIBERGLASS & CARBON FIBER PARTS
by Daniel Burrill with Jeffrey Zurschmeide
This book concentrates on completing common and advanced projects at home in the garage. Whether repairing existing components, fabricating new ones, building a race car, or restoring a classic, this is the one book to guide you through each critical stage. The photos in this edition are black & white. 8.5 x 11", 160 pgs, 409 photos, Sftbd. ISBN 9781613253663 Part # SA236P ● POD Book

TRANSMISSIONS & DRIVELINES



HOW TO REBUILD AND MODIFY HIGH-PERFORMANCE MANUAL TRANSMISSIONS
by Paul Cangialosi
Guides you through the rebuilding process for most major high-performance transmissions, including BorgWarner T10 and super T10, GM/Muncie, Ford Toploader, and Tremec T5. In addition, the book clearly explains theory, gear-ratio calculation, synchro function, and gear design features. Clutch selection and setup and shifter modification are covered as well. 8.5 x 11", 144 pgs, 512 color photos, Sftbd. ISBN 9781934709290 Part # SA103



FORD AOD TRANSMISSIONS: Rebuilding and Modifying the AOD, AODE and 4R70W
by George Reid
Author George Reid walks you through the process step-by-step, from removing the transmission from the vehicle, to complete disassembly and cleaning, to careful reassembly, to proper reinstallation and road testing. Performance modifications are also covered, as well as an ID guide for various model numbers, evolutionary design changes, shift kit installation, and torque converter selection. 8.5 x 11", 144 pgs, 566 color photos, Sftbd. ISBN 9781613251140 Part # SA279




HOW TO REBUILD AND MODIFY FORD C4 AND C6 AUTOMATIC TRANSMISSIONS
by George Reid
Walks you through the process step-by-step, from removing the transmission from the vehicle, to complete disassembly and cleaning, to careful reassembly and proper reinstallation. Additionally, if the transmission will be used in a high-performance situation, the author includes the various steps required to bolster the unit's strength, using commonly available aftermarket components. 8.5 x 11", 144 pgs, 434 color photos, Sftbd. ISBN 9781934709825 Part # SA227


JEEP



GM AUTOMATIC OVERDRIVE TRANSMISSION BUILDER'S AND SWAPPER'S GUIDE by Cliff Ruggles
Demystifies the popular GM 700-R4 and 4L60 automatic transmissions and explains the history of these transmissions, presents critical identification guidelines, and leads you through the complete disassembly, repair, upgrade, and assembly processes. DIY-ers learn how to test their transmission to ensure its proper operation before installing it in the car. Also included is a special swapping section by expert Ro McGonegal. 8.5 x 11", 128 pgs, 395 color photos, Sftbd. ISBN 9781932494501 Part # SA140




HOW TO REBUILD & MODIFY GM TURBO 400 TRANSMISSIONS by Cliff Ruggles
Takes you through, the complex rebuild procedure of GM's most popular rear-wheel-drive automatic transmission. Ruggles walks you through the step-by-step rebuild procedures in a series of full-color photos for this popular transmission model. Optional upgrades and time-saving tips for every buildup are also included. 8.5 x 11", 144 pgs, 407 photos, Sftbd. ISBN 9781934709207 Part # SA186




GM TURBO 350 TRANSMISSIONS: How to Rebuild and Modify by Cliff Ruggles
Respected automotive technical author Cliff Ruggles guides you through the complex rebuild procedure of GM's popular rear-wheel-drive automatic transmission. He goes through the step-by-step rebuild and performance upgrade procedures in a series of full-color photos. He includes instruction on removal and installation, tear-down procedures, parts inspection and replacement, as well as performance mods and shift kit installation. 8.5 x 11", 144 pgs, 563 color photos, Sftbd. ISBN 9781613251898 Part # SA326



CHRYSLER TORQUEFLITE A-904 AND A-727 TRANSMISSIONS: How to Rebuild by Tom Hand
The author walks you through the TorqueFlite rebuild with color photos showcasing step-by-step procedures with highly detailed, easy-to-follow text. This book will keep money in your pocket and add experience to your résumé, but more important, it will have your Mopar back on the road! 8.5 x 11", 208 pgs, 602 photos, Sftbd. ISBN 9781613253359 Part # SA394




CHRYSLER A-833 TRANSMISSIONS: How to Rebuild and Modify by Jamie Passon
The author, of Passon Performance, has used his decades of knowledge on the A-833 to create the ultimate book on rebuilding a Chrysler 4-speed. Passon concentrates on disassembling, inspecting, repairing, and reassembling the A-833. More than 350 photos featuring how-to sequences walk you through each phase. 8.5 x 11", 128 pgs, 368 photos, Sftbd. ISBN 9781613253243 Part # SA389




JEEP, DANA & CHRYSLER DIFFERENTIALS: How To Rebuild & Upgrade the Chrysler 8¼, 8¾, Dana 44 & 60, AMC 20 by Larry Shepard
While similar in design, all these differentials have their nuances. This Workbench series book is a step-by-step guide to rebuilding and modifying these popular differentials for restoration work or performance applications. 8.5 x 11", 176 pgs, 464 color photos, Sftbd. ISBN 9781613250495 Part # SA253




MUNCIE 4-SPEED TRANSMISSIONS: How to Rebuild and Modify by Paul Cangialosi
The author has created an indispensable reference to Muncie 4-speeds that guides you through each crucial stage of the rebuild process. Comprehensive ID information is provided, so you can positively identify the cases, shafts, and related parts. It discusses available models, parts options, and gearbox cases. Most important, it shows how to completely disassemble the gearbox, identify wear and damage, select the best parts, and complete the rebuild. 8.5 x 11", 144 pgs, 451 color photos, Sftbd. ISBN 9781613251065 Part # SA278




FORD DIFFERENTIALS: How to Rebuild the 8.8 and 9 Inch by Joe Palazzolo
The 8.8-inch Ford differential is popular because of the many Mustangs on the road and being modified today; the 9-inch differential is popular because of the performance Fords from the 1960s and 1970s, and their use for racing and swaps into other chassis. This book covers everything you need to know, in step-by-step fashion. 8.5 x 11", 144 pgs, 393 color photos, Sftbd. ISBN 9781613250389 Part # SA249




CHEVY DIFFERENTIALS: How to Rebuild the 10- and 12-Bolt by Jefferson Bryant
Author Jefferson Bryant walks you through the entire process of procuring, evaluating, and rebuilding the perfect differential for your GM application. In this step-by-step guide, you learn how to completely disassemble the differential, evaluate components, and select replacement parts. 8.5 x 11", 144 pgs, 395 photos, Sftbd. ISBN 9781613251614 Part # SA310




HIGH-PERFORMANCE DIFFERENTIALS, AXLES & DRIVELINES by Joe Palazzolo
Covers the Chevy 12-bolt, Ford 9-inch, and Dana units as well as many other popular high-performance axles and rear ends. In addition, it explains rear differential basics, rear differential housings, rebuilding the rear differential for non-posi, limited-slip differentials, factory differentials, ring and pinion gears, axles, driveshafts, and U-joints. 8.5 x 11", 144 pgs, 369 color photos, Sftbd. ISBN 9781934709023 Part # SA170




NEW 1001 JEEP FACTS by Patrick Foster
Join Jeep expert and historian Foster as he relives everything cool and fun about the Jeep through interesting facts related to legend and lore, body and interior, engine and driveline, suspension and brakes, and finally number crunching and press commentary. No Jeoper's library should be without it. 6 x 9", 352 pgs, 219 photos, Sftbd. ISBN 9781613254714 Part # CT653



JEEP TJ 1997-2006: How to Build & Modify by Michael Hanssen
Everything you need to know about how to modify your TJ for off-road use is covered. Included is engine modifications and swaps, transmission swaps, transfer case and driveshafts modifications, axles and traction systems, suspensions and lifts, wheels, tires, brakes, chassis protection, electrical, and winches. 8.5 x 11", 144 pgs, 400 photos, Sftbd. ISBN 9781613254288 Part # SA427




JEEP 4.0 ENGINES: How to Rebuild and Modify by Larry Shepard
Veteran author and Chrysler/Jeep engine expert Larry Shepard covers the rebuild of an entire engine in exceptional detail. He also delves into popular high-performance modifications and build-ups. Step-by-step photos and captions cover each crucial step. He shows the inspection of all critical parts, including block, heads, rotating assembly, intake, and exhaust. 8.5 x 11", 144 pgs, 498 color photos, Sftbd. ISBN 9781613251386 Part # SA294



NEW JEEP WRANGLER YJ 1987-1995: Performance Modifications by Don Alexander & Quinn Thomas
Covers the YJ 4.0 engine, transmissions, transfer cases, axles, differentials, driveshafts, steering boxes, brake upgrades, shocks, springs and lift kits, chassis strengthening, and interior upgrades. Whether doing some simple upgrades or going all out, this book will guide you through the process. 8.5 x 11", 144 pgs, 400 photos, Sftbd. ISBN 9781613254486 Part # SA440




JEEP WRANGLER JK 2007-PRESENT: Performance Modifications by Don Alexander and Quinn Thomas
Whether it's lift kits, wheels, tires, drivetrain, or suspension and engine parts, this book provides detailed information, insightful guidance, and installation instructions, so you can build an off-road JK to handle the toughest terrain. 8.5 x 11", 144 pgs, 347 photos, Sftbd. ISBN 9781613253595 Part # SA405




JEEP CJ 1972-1986: How to Build & Modify by Michael Hanssen
Jeep guru Michael Hanssen covers all of the systems that can be upgraded to improve your Jeep's performance. Upgrades include suspension components such as springs, shocks, and steering modifications; driveline components including differentials, transmissions, transfer cases, and axles; engine upgrades including engine swaps; wheel and tire upgrades; aftermarket accessories; and armor such as skid plates, bumpers, brake upgrades, and more. 8.5 x 11", 144 pgs, 382 photos, Sftbd. ISBN 9781613253427 Part # SA396

ALUMINUM TRAILERS




STREAMLINE ALUMINUM TRAILERS: Restoration & Modification by Daniel Hall
The author, of the vintage restoration company Camper Repairadise, addresses all items of streamline trailer restoration thoroughly in this one-stop-shopping book. Key restoration components including chassis, floor, exterior/interior skin, electrical elements, insulation, doorjamb refabrication, LP, plumbing, and polishing are covered comprehensively in a visual, step-by-step format. 8.5 x 11", 176 pgs, 508 photos, Sftbd. ISBN 9781613252277 Part # SA344


TRUCKS




NEW
HOW TO RESTORE YOUR 1947-1955 CHEVY TRUCK
by *Deve Krehbiel*
The Advance Design era (1947-1955) has been overlooked for long enough and Deve Krehbiel, a well-known restoration expert from DevesTechnet.com who specializes in these trucks, puts his 40 years of experience restoring nothing but Advance Design trucks into a very extensive and very complete single volume with more than 500 photos and detailed instruction for every aspect of a proper restoration. 8.5 x 11", 176 pgs, 535 photos, Sftbd. ISBN 9781613255025 Available January 2020 Part # SA460




NEW
HOW TO RESTORE YOUR CHEVY TRUCK: 1967-1972
by *Kevin Whipps*
Veteran author Kevin Whipps shows you how to inspect, assess, and accurately budget your 1967-1972 Chevy truck restoration project. You are then taken through each major portion of truck restoration, including the engine, suspension, chassis, bodywork, paint, brakes, steering, transmission, driveline, electrical system, interior, and more. 8.5 x 11", 176 pgs, 500 photos, Sftbd. ISBN 9781613255032 Available April 2020 Part # SA461




4X4 SUSPENSION HANDBOOK
by *Trenton McGee*
This book covers front and rear solid axle, twin-traction beam, and independent suspension systems, as well as coil springs, leaf springs, shocks, and more on the types of suspensions available from all the major manufacturers including Jeep, Toyota, Ford, Chevy, and Dodge. The photos in this edition are black & white. 8.5 x 11", 144 pgs, 263 b/w photos, Sftbd. ISBN 9781613250822 Part # SA137P ● *POD Book*



HOW TO RESTORE YOUR CHEVY TRUCK: 1973-1987
by *Kevin Whipps*
Seasoned truck magazine writer Kevin Whipps explains real-world techniques for restoring classic Chevrolet and GMC trucks at home. You are shown how to comprehensively inspect, properly assess, and accurately budget your restoration project. 8.5 x 11", 176 pgs, 505 photos, Sftbd. ISBN 9781613251997 Part # SA331




FORD BRONCO: A History of Ford's Legendary 4x4 by *Todd Zuercher*
Author Todd Zuercher shares technical details, rarely seen photos, and highlights of significant Bronco models along with the stories of those people whose lives have been intertwined with the Bronco for many years. This book will have new information for everyone and will be a must-have! 8.5 x 11", 192 pgs, 474 photos, Hdbd. ISBN 9781613254141 Part # CT634




FORD TRUCKS: A Unique Look at the Technical History of America's Most Popular Truck
by *Jimmy Dinsmore & James Halderman*
A thorough history of Ford pickup trucks as seen from a technical viewpoint. Fully covered are all the options, chassis specifications, running changes, and the evolution of these trucks as they transformed from spartan utilitarian vehicles to the luxury best-selling family cruisers seen today. 8.5 x 11", 192 pgs, 400 photos, Hdbd. ISBN 9781613255124 Available February 2020 Part # CT661


DIESEL



NEW
GALE BANKS'S DIESEL PERFORMANCE by *Steve Temple*
Veteran author Steve Temple covers all aspects of Gale Banks's knowledge in performance diesel applications. Included will be a look at defining diesel performance, how diesel differs from other fuels, the importance of airflow, a complete overview of forced induction, data acquisition and testing, minimizing backpressure, traditional performance upgrades, and finally, popular do-it-yourself installs and engine swaps. 8.5 x 11", 176 pgs, 400 photos, Sftbd. ISBN 9781613255018 Available March 2020 Part # SA459




HIGH-PERFORMANCE DIESEL BUILDER'S GUIDE by *Joe Pettitt*
Covers all aspects of the modern turbocharged diesel engine: intake system, camshaft, cylinder heads, fuel system, combustion chambers, transmissions, and gearing. Also covered are airflow components, including the turbocharger and intercooler, using electronic tuners, and choosing between nitrous oxide and propane injection. Popular turbo diesel engines are covered including Ford Power Stroke, GM Duramax, and Dodge Cummins B and ISB. The photos in this edition are black & white. 8.5 x 11", 144 pgs, 325 b/w photos, Sftbd. ISBN 9781613250624 Part # SA129P ● *POD Book*




HOW TO REBUILD FORD POWER STROKE DIESEL ENGINES 1994-2007
by *Bob McDonald*
Covers the vast majority of Power Stroke Diesel engines on the road, and gives you the full story on their design. Each part of the engine is described and discussed in detail, with full-color photos of every critical component. A full and complete step-by-step engine rebuild is also included. 8.5 x 11", 144 pgs, 376 color photos, Sftbd. ISBN 9781934709610 Part # SA213


CHASSIS & SUSPENSION



NEW
MUSCLE CAR BRAKE UPGRADES: How to Design, Select, and Install by *Bobby Kimbrough*
Follow detailed, thorough, step-by-step procedures to install brake systems on a variety of classic muscle cars from Ford, Chrysler, and General Motors. The fundamentals of system design, operation, and component function are clearly explained so you understand all principles, equipment, and available kits. 8.5 x 11", 144 pgs, 332 photos, Sftbd. ISBN 9781613252710 Part # SA371




HOW TO HOOK AND LAUNCH: Traction Mods for Street & Strip by *Dick Miller*
Author Dick Miller explains the physics behind what gets a car moving from a standing start. Getting the rear tires to really bite and gain maximum traction is divided into several small steps, and Miller walks you through each phase of the launch. The photos in this edition are black & white. 8.5 x 11", 128 pgs, 230 b/w photos, Sftbd. ISBN 9781613255193 Part # SA195P ● *POD Book*




HOW TO MAKE YOUR MUSCLE CAR HANDLE by *Mark Savitske*
Suspension expert Mark Savitske, owner of Savitske Classic and Custom, lays out all the relevant options and covers the latest products in this new revised edition. He delves into tubular control arms, shocks, coil springs or torsion bars, and other suspension parts that dramatically improve muscle car handling. The photos in this edition are black & white. 8.5 x 11", 144 pgs, 325 b/w photos, Sftbd. ISBN 9781613254653 Part # SA175P ● *POD Book*



NEW
BRAKE REPAIR: How to Diagnose, Fix, or Replace Your Car's Brakes: Step-By-Step by *Steven Cartwright*
With the help of this book, you will be able to competently and confidently complete a standard four-wheel disc brake job for less than half the cost of a local dealership, paying for this book many times over the very first time you use it. 8.5 x 11", 144 pgs, 500 photos, Sftbd. ISBN 9781613255117 Available February 2020 Part # SA467




HIGH-PERFORMANCE BRAKE SYSTEMS: Design, Selection, and Installation by *James Walker, Jr.*
This book helps you understand how and why your brake system works, what each of the components does, and how to intelligently upgrade your brakes for better performance. There are chapters showing you how to choose and install the most effective rotors, calipers, pads, and tires for your sports car, muscle car, race car, and street rod. You will even find special sidebars detailing how each upgrade will affect your ABS. The photos in this edition are black & white. 8.5 x 11", 144 pgs, 315 b/w photos, Sftbd. ISBN 9781613250549 Part # SA126P ● *POD Book*



DETROIT SPEED'S HOW TO BUILD A PRO TOURING CAR by *Tommy Lee Byrd and Kyle Tucker*
Both a parts manufacturer and car builder, Detroit Speed is in a unique position not only to design and manufacture parts, but also to build cars and test the parts for their effectiveness on the street and track. Learn about the history of the company and how it designed its performance parts. Explains how to install sections over front subframe assemblies, rear suspension assemblies, wheel tubs, fuel system upgrades, brake upgrades, driveline upgrades including an LS swap, cooling system upgrades, and more. 8.5 x 11", 144 pgs, 441 color photos, Sftbd. ISBN 9781613251379 Part # SA293




PETER FALK—33 YEARS OF PORSCHE RENNSPORT AND DEVELOPMENT: People, Cars, Stories by Peter Falk and Wilfried Müller. Peter Falk shared his personal Porsche stories and fascinating insights with author Wilfried Müller. Along with the contributions from former colleagues and race drivers, these images and stories give an in-depth portrayal of Peter Falk's 33 years with Porsche. 11.8 x 9.5", 408 pgs, 541 photos, Hdbd. ISBN 9783927458871 Part # MK887




GROUP 2: The Genesis of World Rallying by John Davenport and Reinhard Klein. This is the first complete review of the sport in the period from 1946 to 1972. In 256 pages, author John Davenport, who was part of that era as a co-driver and journalist, tells the story of the evolution of a sport from

being largely something for amateurs to one that was fully professional. 9.8 x 12", 256 pgs, 419 photos, Hdbd. ISBN 9783927458734 Part # MK873




MCRAE: Just Colin by Collin McMaster and David Evans. This book details the real Colin McRae, from his humble beginnings to global fame through world championship success. It explains his natural talent, flamboyant driving style, and epic wins as well as his rivalries, friendships, and spectacular crashes. This book uncovers every aspect of Colin's character with a collection of personal stories told by family and friends who knew him best. 9.6 x 11.8", 256 pgs, 341 photos, Hdbd. ISBN 9783927458642 Part # MK864.



TOIVONEN—PAULI, HENRI & HARRI: Finland's Fastest Family by Esa Illoinen. This book tells the fascinating story of the Toivonen family in rallying and racing. It is an intimate and touching portrait of Finland's fastest family, wonderfully illustrated by the best images from the inexhaustible McKlein archive. 9.6 x 11.8", 224 pgs, 287 photos, Hdbd. ISBN 9783927458611 Part # MK861



GROUP 4: From Stratos to Quattro by Reinhard Klein and John Davenport. John Davenport and Reinhard Klein describe the history of these legendary Group 4 rally cars. They review the first WRC years from 1973 to 1982 and tell some of the stories from that wild and tough era. 9.6 x 11.8", 256 pgs, 397 photos, Hdbd. ISBN 9783927458543 Part # MK854



NEW GROUP A: When Rallying Created Road Car Icons by John Davenport & Reinhard Klein. The new McKlein book, Group A: When Rallying created Road Car Icons, covers the ten years from 1987 to 1996 when Group A went from featuring fairly unexciting road cars to exotic, hi-tech rally cars whose performance was not much less than their predecessors. 9.6 x 11.8", 256 pgs, 360 photos, Hdbd. ISBN 9783947156214 Part # MK621




GROUP B: The Rise and Fall of Rallying's Wildest Cars by Reinhard Klein and John Davenport. The book is filled with photographs from the archive of well-known rally photographer Reinhard Klein. They show to best effect the technical details of the extreme rally cars of Group B, the slightly crazy ambiance of the time, as well as plenty of action from the special stages. 9.6 x 11.8", 256 pgs, 485 photos, Hdbd. ISBN 9783927458567 Part # MK856




PORSCHE 718 + 804: An Adventure into Formula One During the 1.5 Litre Era by Jörg Thomas Födlisch, Jost Neschöner, Rainer Rossbach, and Michael Behrndt. Wonderful and previously unseen photographs illustrate the memories of those people involved while complete statistics give this book a comprehensive documentation on Porsche's amazing Formula One experiment. 11.8 x 12.6", 240 pgs, 293 photos, Hdbd. ISBN 9783927458437 Part # MK843




AUDI QUATTRO: The Rally History by Reinhard Klein and John Davenport. In this high-quality book are beautiful, and some of them previously unpublished, pictures. A presentation of all the rally cars that Audi has launched—from the Audi 80 to the Quattros and the Coupé S2, as well as a comprehensive statistics section—make this a book that everyone will want on their shelf. 11.8 x 12.6", 252 pgs, 418 photos, Hdbd. ISBN 9783927458420 Part # MK842




SAFARI RALLY: 50 Years of the Toughest Rally in the World by Reinhard Klein, John Davenport, and Helmut Deimel. Special features of this bilingual book are complete entry lists and results from all 50 years of the Safari Rally. There is also a photographic section devoted to the various elements that represent the diversity of the race, including the wildlife, the scenery, the roads, the people, the rally teams, and some of those special moments where only a picture can convey the full meaning. 11.8 x 12.6", 312 pgs, 480 photos, Hdbd. ISBN 9783927458086 Part # MK808




NEW FORD ESCORT: A Winner's Car by Reinhard Klein & John Davenport. This book summarizes the complete rally history of the Mk1 and Mk2 Escorts from the first concept in 1967 to the World Championship title of 1981. The texts are accompanied by more than 500 partly known and partly never-before-seen photos. They show the Escort in the legendary Boreham workshop, during test drives and, above all, in action in a wide variety of liveries. 9.6 x 11.8", 264 pgs, 506 b/w & color photos. Hdbd. ISBN 9783947156085 Part # MK608




FORD ESCORT RS1600: The Story of the 1972 Safari Rally Winning Escort RWC 455K by John Davenport and Ed Heuvink. The development of the Escort from its Twin Cam beginnings through to the preparation of the works cars for the 1972 Safari is followed by a detailed account of the 1972 rally itself. The backstory to the creation of this book is that this car, the most famous of Escort rally cars, is now in the N-Anadol Collection in Switzerland. 11.4 x 11.4", 158 pgs, 190 photos, Hdbd. ISBN 9783927458987 Part # MK898



ALAN MANN RACING F3L/P68: The Story of Ford's Three Litre Sports Cars from the Sixties by Ed Heuvink. This book tells the full story of the Ford P68, starting with the historic background of Ford in sports car racing, a portrait of Alan Mann Racing, and the highly successful DFV engine. Furthermore, it details the design and development phase of the P68, its short but adventurous racing career, and its afterlife in historic racing. 11.4 x 11.4", 158 pgs, 219 photos, Hdbd. ISBN 9783927458970 Part # MK897




THE ORIGINAL FORD GT 101: How the First GT Came into Existence—and How It Was Recreated by Ed Heuvink. In this large-format book, author Ed Heuvink tells the full story of the Ford GT, starting with Ford's history in motorsport up to the GT project. He explains the role of chassis 101 in detail and reviews the 1964 racing season as well as the later successes of the GT40. Illustrated with a lot of unseen images and limited to only 999 numbered copies, the book comes in a slip-case. 11.4 x 11.4", 158 pgs, 203 photos, Hdbd. ISBN 9783927458826 Part # MK882




JACKY ICKX: Mister Le Mans, and Much More by Ed Heuvink. This comprehensive account of the career of Jacky Ickx takes us from his first races with Ford Lotus Cortinas and Mustangs through to his Formula One career, where he drove for Ferrari, Brabham, and Lotus, among others. 9.6 x 11.8", 256 pgs, 225 photos, Hdbd. ISBN 9783927458741 Part # MK874




DETAILS: Legendary Sports Cars Up Close by Wilfried Müller. This book gives an inside view of the sports and prototype racing machines used from 1965 to 1969 and the men behind the wheel of these beautiful beasts, who explored the frontiers of the impossible. Readers will enjoy many previously unpublished original photos accompanied by entertaining stories. 11.4 x 11.4", 400 pgs, 335 photos, Hdbd. ISBN 9783927458765 Part # MK876



JIM CLARK: Racing Hero by Graham Gauld. This book tells the story of Jim Clark's extraordinary racing career and portrays his personal life from A to Z. Author Graham Gauld followed the career of the Scotsman right from its beginning. This lavishly illustrated book contains many rare images from various well-known archives, helping to complete an intimate portrait of a true sporting champion. 11.4 x 11.4", 400 pgs, 325 photos, Hdbd. ISBN 9783927458758 Part # MK875



LANG COOPER: Peter Brock's Group 7 USRRC Sports Car by Ed Heuvink. This book is about a special car in motor sport history. The Lang Cooper was entered in the United States Road Racing Championship (USRRC) by no less a person than Carroll Shelby. This book not only tells the history of the car in the USRRC right up until today, but it also features the Cooper Car Company and tells the story of the creation of the King Cobra. 11.4 x 11.4", 158 pgs, 259 photos, Hdbd. ISBN 9783947156016 Part # MK601




PORSCHE 917: The Heroes, the Victories, the Myth by Jörg Thomas Födisch, Jost Nesshöver, Rainer Rossbach, and Harold Schwarz
This comprehensive book covers the complete 917 story, describing the breathtaking development, the fascinating technology, and the comprehensive statistics with a large number of previously unseen high quality images. 11.8 x 12.6", 240 pgs, 320 photos, Hdbd. ISBN 9783927458260 Part # MK826




RALLYING 2018
by Anthony Peacock, Reinhard Klein & Colin McMaster
A spectacular visual account of the 2018 World Rally Championship season. The best images from McKlein illustrate the action and emotion from every round, while creative texts from Anthony Peacock summarize the drama as it unfolded. 11.7 x 8.3", 288 pgs, 555 photos. Hdbd. ISBN 9783947156030 Part # MK603



RALLYING 1977 by John Davenport & Reinhard Klein
This book fills the gap of lacking a proper yearbook for the 1977 international rally season. The 500-page, picture-heavy yearbook with texts by John Davenport and images from McKlein features all the WRC rounds as well as the most important ERC rounds. 11 x 8.3", 512 pgs, 926 b/w & color photos. Hdbd. ISBN 9783947156108 Part # MK610.



RALLYING 2019
by Anthony Peacock, Reinhard Klein & Colin McMaster
Anthony Peacock's texts, in the form of short rally-by-rally summaries, complement the photography perfectly, while a series of insightful vignettes, often emotional, sometimes nostalgic, provide the Moving Moments. Rallying 2019 is a permanent and colorful record of an epic WRC season and a must-have in this collectable series. 11.7 x 8.3", 288 pgs, 500 photos, Hdbd. ISBN 9783947156238 Available February 2020 Part # MK623




RALLYING 1967: Everything You Want to Know about the 1967 Rally Season by John Davenport and Reinhard Klein
With 378 pages of photographs, texts, statistics, and memorabilia from the rallies of 1967, this annual, which is being produced in a very limited quantity, will transport you back to an exciting period when rallying rapidly started to increase in stature. 11.4 x 8.3", 378 pgs, 290 photos, Hdbd. ISBN 9783927458994 Part # MK899

CALIFORNIA BILL'S


California Bill's
Automotive Handbooks




INTERIORS




AUTOMOTIVE UPHOLSTERY HANDBOOK by Don Taylor
This book shows you complete and detailed step-by-step instructions to help you apply the right techniques to your own projects. It's indispensable for anyone interested in upholstery. 8.5 x 11", 224 pgs, 809 b/w photos and illustrations. Sftbd. ISBN 9781931128001 Part # CB800



FORD ROADSTER CUSTOM INTERIORS
by Ron Mangus and Gary D. Smith
Get a detailed look at creative interior design solutions for seats; door, kick, and rear quarter panels; carpet; mats; headliner; trunk; seat bolsters; and many other interior design areas to personalize your own Ford roadster interior. 8.5 x 11", 160 pgs, 800+ color photos, Sftbd. ISBN 9781931128261 Part # CB826



CUSTOM AUTO INTERIORS
by Don Taylor and Ron Magnus
This book explains materials, special fasteners, and tools; precise step-by-step instructions show you how to turn out completely professional custom interiors. This is an advanced-level book. 8.5 x 11", 192 pgs, 800+ color photos, Sftbd. ISBN 9781931128186 Part # CB818




CHEVY TRI-FIVE CUSTOM INTERIORS: 1955, 1956, 1957
by Ron Mangus and Gary D. Smith
Get a detailed look at creative solutions for seats; door, kick, and rear quarter panels; carpet; mats; headliner; trunk; seat bolsters; and many other interior design areas. This book includes everything from stock to wild custom. 8.5 x 11", 160 pgs, 800+ color photos, Sftbd. ISBN 9781931128254 Part # CB825




TAPICERIA DE AUTOS CUSTOMIZADOS
by Don Taylor and Ron Mangus
With more than 800 color photos, this book captures every detail you need to create your own exciting and award-winning custom interiors. Precise step-by-step instructions show you how to turn out completely professional custom interiors. This is an advanced-level book. Printed entirely in Spanish. 8.5 x 11", 192 pgs, 800+ photos, Sftbd. ISBN 9781931128193 Part # CB819


DATSUN/NISSAN



HOW TO RESTORE YOUR DATSUN Z-CAR, Second Edition
by Wick Humble
Recapture the excitement and value by restoring your Datsun Z to like-new condition using this fully revised restoration manual. Wick Humble provides a thorough, step-by-step guide for restoring 240Z, 260Z, and 280Z sports cars. 8.5 x 11", 240 pgs, 500 photos, Sftbd. ISBN 9781931128407 Available April 2020 Part # CB840




HOW TO MODIFY YOUR NISSAN & DATSUN OHC ENGINE
by Frank Honsowetz
The author (and Nissan/Datsun racer) tells you how to choose L-series engine parts, then prepare and assemble them for optimum power and durability. Lubrication, ignition, and exhaust systems are covered in detail. 8.5 x 11", 144 pgs, 275 b/w photos, Sftbd. ISBN 9781931128049 Part # CB804 .




HOW TO REBUILD YOUR NISSAN & DATSUN OHC ENGINE
by Tom Monroe
Concise text leads you through each engine rebuilding step for all Nissan/Datsun 4- and 6-cylinder L-series engines. Gives comprehensive information on how to diagnose, remove, tear down, inspect, recondition, assemble, and install. 8.5 x 11", 160 pgs, 550 b/w photos, Sftbd. ISBN 9781931128032 Part # CB803

CHEVROLET/GMC



CHEVROLET 8.1L VORTEC/496 PERFORMANCE MANUAL: How to Modify 8100 Vortec Truck and 496 CID Marine Engines
by Larry Hofer & Don Taylor
Experts Larry Hofer and Don Taylor detail how to modify and increase performance on your 8.1L/496 CID truck and marine engines. Includes engine blocks and development, cylinder heads, intake systems, computers, and more. 8.5 x 11", 176 pgs, 250 photos, Sftbd. ISBN 9781931128414 Available January 2020 Part # CB841




CHEVROLET GMC & BUICK SPEED MANUAL: 1954 Edition by Bill Fisher
This is a reprint of the original 1954 edition featuring the Chevrolet inline 6-cylinder 216- and 235-ci engines; GMC 228-, 248-, 256-, 270-, and 302-ci engines; and Buick straight-eight 248- and 320-ci engines. 5.5 x 8.5", 128 pgs, 125 b/w photos, Sftbd. ISBN 9781931128056 Part # CB805



CHEVROLET INLINE SIX-CYLINDER POWER MANUAL
by Leo Santucci
This updated version is a must-have for any serious inliner. From soup to nuts, when you want to build the Chevy six for more power and torque than the factory could ever imagine, this is the only book the experts turn to. 8.5 x 11", 224 pgs, 600 b/w photos, Sftbd. ISBN 9781931128278 Part # CB827




HOW TO HOP UP CHEVROLET & GMC ENGINES: Speed Tuning Theory, Costs, H.P. & Torque by Roger Huntington
Reprint of original 1951 edition that covers speed tuning, building costs, as well as horsepower and torque specs for 1937-1954 Chevrolet 6-cylinder engines. 5.5 x 8.5", 160 pgs, 154 b/w photos, Sftbd. ISBN 9781931128070 Part # CB807




PERFORMANCE CORVAIRS: How to Hotrod the Corvair Engine and Chassis by *Seth Emerson and Bill Fisher* A complete revision to the original *How to Hotrod Corvair Engines*. Covers everything the engine builder needs to know to rebuild for power in all applications from street to full race, and covers all Corvair engines from 1960 to 1969. 8.5 x 11", 176 pgs, 306 b/w photos, Sftbd. ISBN 9781931128223 Part # CB822


FORD




FORD SPEED MANUAL by *Bill Fisher* This reprint of the original 1952 edition demonstrates how to hot rod Ford and Mercury flathead V-8 and 6-cylinder engines, plus Model A and B engines, and the Lincoln V-12 engine. 5.5 x 8.5", 128 pgs, 78 b/w photos, Sftbd. ISBN 9781931128063 Part # CB806




HOW TO HOP UP FORD & MERCURY V8 ENGINES: Speed Tuning Theory, Costs, H.P. & Torque by *Roger Huntington* This classic covers the details on planning modifications, fitting the block, boring and stroking, flathead and overhead-valve cylinder heads, cams, pistons, rings, intake manifolds, exhaust headers, and special ignitions. 5.5 x 8.5", 160 pgs, 128 b/w photos, Sftbd. ISBN 9781931128087 Part # CB808




FORD FLATHEAD V-8 BUILDERS HANDBOOK 1932-1953: Restorations, Street Rods, Race Cars by *Frank Oddo* This guide explains every facet of rebuilding the famous flathead Ford V-8, from disassembly, reconditioning the block (boring, valveseats, crankshaft, rods and pistons, and balancing), and bottom-end assembly. 8.5 x 11", 160 pgs, 583 photos, Sftbd. ISBN 9781931128117 Part # CB811




NOSTALGIA FIFTIES FLASHBACK: A Nostalgia Trip! by *Albert Drake* Rediscover the nostalgic history of the way things were in the 1950s with over 375 photos and illustrations featuring the cars, clothes, movies, drive-ins, service stations, and more. 8.5 x 11", 264 pgs, 376 b/w photos, Sftbd. ISBN 9781931128179 Part # CB817.



FORDS OF THE FIFTIES by *Michael Parris* This book is about Ford Motor Company and its cars during the 1950s: the romantic decade of chrome, fins, and dual exhausts. Much of the color photography is by author Mike Parris, one of the country's foremost automotive photographers. 8.5 x 11", 192 pgs, 200+ color photos, Sftbd. ISBN 9781931128148 Part # CB814




SOUPING THE STOCK ENGINE by *Roger Huntington* Reprinted from the 1950 classic, this true hot rodders' guidebook provides effective methods for tuning all types of stock engines from the conservative road car to full-race capability. This book includes general engine performance, stock-engine characteristics, and basic planning for modifications. 5.5 x 8.5", 192 pgs, 134 b/w photos, Sftbd. ISBN 9781931128131 Part # CB813




FORDS OF THE SIXTIES by *Michael Parris* Here are the inside stories of Ford during the Total Performance 1960s. This decade brought us the Falcon, the Mustang, Shelby Cobras, and motorsports wins from Indy and NASCAR to Trans-Am and Le Mans. This all-color classic is a must for your library. 8.5 x 11", 192 pgs, 200+ color photos, Sftbd. ISBN 9781931128162 Part # CB816




BEHEMOTH PUBLISHING




FORMULA 1 IN CAMERA, 1970-79: Volume 1 by *Paul Parker* This is an updated edition of the original In Camera volume covering Formula 1 in the 1970s, and will appeal to all motor-racing enthusiasts and especially to new collectors of this bestselling series. 9 x 11", 240 pgs, 337 photos, Hdbd. ISBN 9780992876968 Part # BP696



SPORTS CAR RACING IN CAMERA, 1980-89 by *Paul Parker* This new book in the acclaimed In Camera series returns to tackle sportscar racing in the 1980s, which provided a cornucopia of power and speed. 9 x 11", 288 pgs, 400 photos, Hdbd. ISBN 9780992876975 Part # BP697




THE VOLKSWAGEN GOLF STORY: 40 Years of the Second People's Car by *Russell Hayes* This meticulously researched book celebrates the Golf in the fullest detail yet. Containing over 300 photographs and much original material, it is both a timely reminder of the Golf's enduring appeal and a fitting tribute to a motoring legend. 9 x 11", 288 pgs, 330 photos, Hdbd. ISBN 9780992876906 Part # BP690



FORMULA 1 IN CAMERA, 1960-69: Volume One by *Paul Parker* Featuring evocative full-color photographs throughout, this book depicts one of the most exciting decades in the history of Formula 1. This is an updated edition of the original volume. 9 x 11", 240 pgs, 315 photos, Hdbd. ISBN 9780992876937 Part # BP693




FORMULA 1 IN CAMERA, 1960-69: Volume Two by *Paul Parker* Meticulously researched photographs are brought to life through the author's renowned commentary to create a visually stunning and highly nostalgic record of this dramatic decade in Formula 1 racing. 9 x 11", 240 pgs, 300 photos, Hdbd. ISBN 9780992876920 Part # BP692




NEW SPORTS CAR RACING IN CAMERA, 1960-69 by *Paul Parker* Previously out-of-print, this updated edition from the In Camera series makes the world of sports car racing in the 1960s spring to life through stunning full-color period photography and the author's detailed and well-observed commentary. 9 x 11", 256 pgs, 290 photos, Hdbd. ISBN 9780992876999 Part # BP699.




SPORTS CAR RACING IN CAMERA, 1960-69: Volume Two by *Paul Parker* The acclaimed In Camera series returns to take a further look at sports-car racing in the 1960s. This beautifully illustrated second volume reveals not only the reality and hazards of period racing but also its magnificence. 9 x 9.5", 240 pgs, 305 photos, Hdbd. ISBN 9780992876944 Part # BP694



VW CAMPER BUYERS' GUIDE by *Richard Copping* Learn about the history of the VW Camper, including a rundown of classic conversions, which ones suit your particular needs, and which ones don't. Have the confidence to spot the right deal and understand the relative benefits of each generation of this iconic vehicle. 6 x 8", 224 pgs, 250 photos, Sftbd. ISBN 9780992876913 Part # BP691



TRUCKS OF THE SOVIET UNION: The Definitive History by *Andy Thompson* This is the fascinating story of the trucks built in the Soviet Union, from its birth in 1917 until its demise in 1991, complete with a comprehensive chapter describing the changes in the industry in the post-Soviet era. 9 x 11", 384 pgs, 380 b/w & color photos, Hdbd. ISBN 9780992876951 Part # BP695.




NEW CARS OF THE SOVIET UNION: The Definitive History by *Andy Thompson* Extraordinarily detailed and fully illustrated, this is the story of Soviet cars from the birth of the Soviet Union in 1917 until its demise in 1991, including a chapter dedicated to the post-Soviet era. 8.3 x 10.6", 384 pgs, 457 photos, Hdbd. ISBN 9780992876982 Part # BP698

WOLFGANG PUBLICATIONS



NEW
CLASSIC TRIUMPH CALENDAR 2020 The combination of photos by Timothy Remus, captions by Lindsay Brooke, and art-quality paper measuring 16 inches across, makes this one calendar any motorcycle enthusiast can look forward to all year long. **Shipping is restricted to the US, Canada & Mexico via USPS.** 16 x 12" Part # WP2020 ...


TATTOO




NEW
TATTOO - Flash Art Vol. 1 by *Diamond Body Art*
 Published by ArtKulture, an imprint of Wolfgang Publications, *TATTOO Flash Art Vol. 1* includes more than 200 pieces of flash art in five popular categories: Traditional, Neo-Traditional, Realism, Blackwork, and Geometric. 8.5 x 11", 144 pgs, 250 photos, Sftbd. ISBN 9781941064566 Part # WP456



ADVANCED TATTOO ART-REVISED: How-to Secrets from the Masters by *Doug Mitchel*
 This book takes you inside the shops of 10 well-known and very experienced artists spread across the country. Detailed photo sequences follow each artist through a tattoo project. Each sequence takes you from concept to sketch, outline, and finally the finished colorful design. The chapters document not only the techniques but also the inks and tools used during each step of the process. 8.5 x 11", 144 pgs, 500 color photos, Sftbd. ISBN 9781935828822 Part # WP882



CULTURA TATTOO SKETCHBOOK by *Tattoo Duke*
 This book is inspired by the Mexican culture and history. Artist Tattoo Duke has gathered his collection of drawings, from fully rendered color images to collages and unique hand sketches, and compiled them into this amazing reference source. Not only does this book feature artwork that could be described as "Gangsta" or "Street," but it also features Aztec warriors, Raza-style artwork, Graffiti Art, American and Native themes. 8.5 x 11", 112 pgs, 200 b/w and color photos, Sftbd. ISBN 9781935828839 Part # WP883



TATTOO LETTERING BIBLE by *Superior Tattoo*
 This company has produced books on a variety of lettering styles that have been well received. But, why flip through several books to find the perfect font? You won't find a better collection of lettering styles anywhere else. Be sure this book is on your shelf! 8.5 x 11", 128 pgs, 300 photos, Sftbd. ISBN 9781935828921 Part # WP892



AMERICAN TATTOOS by *Doug Mitchel*
 Whether it's Old Glory in red, white, and blue spread across a bicep, or the Harley-Davidson bar and shield, these images are among the most compelling ever seen. Tattoos seen today are significantly different than those seen 10 or 20 years ago. Ten chapters cover not just the American flag and the world's most famous logo, but also nautical themes, the American Bald Eagle, and military tattoos. 8.5 x 11", 144 pgs, 450 color photos, Sftbd. ISBN 9781929133970 Part # WP397



THE COLORFUL WORLD OF TATTOO MODELS by *Akos Banfalvi*
 An intimate and colorful look at some of the world's best tattoo models. Representing the US, the UK, and Europe, each model wears tattoos that range from the traditional to the avant-garde.

More than 25 models fill this book. The sexy, sometimes subtle and often erotic, photos are exceptional. 10 x 10", 144 pgs, 250 color photos, Sftbd. ISBN 9781935828716 Part # WP871




INTO THE SKIN: The Ultimate Tattoo Sourcebook by *Superior Tattoo*
 This is the first book to delve deeply into the world of tattoos; from the origins and history of tattooing to modern practices and equipment. Includes a discussion of the tattoo machine and power supply, including the different types, set up, and trouble shooting. Every tattoo style is described in both words and photos. 8.5 x 11", 144 pgs, 350 color photos, Sftbd. ISBN 9781935828174 Part # WP817




TATTOO SKETCHBOOK by *Nate Powers*
 This book includes sketches in graphite, charcoal, and ink pen done over a period of years. The style is referred to by many in the tattoo industry as "high contrast" black-and-gray work, but each is uniquely the work of Nate Powers. In some cases he includes the initial sketch and a photo of the finished tattoo. 8.5 x 11", 112 pgs, 150 photos, Sftbd. ISBN 9781935828884 Part # WP888

HISTORY & NOSTALGIA




PETE HILL—A LEGEND ON TWO WHEELS: World's Fastest Knucklehead by *Jackie Hill*
 Thousands of drag race fans remember Pete Hill—the humble and very successful racer from Greenville, South Carolina. Written by his one-person pit crew, his wife Jackie Hill, this book follows Pete's career from his first Knucklehead-powered four-wheel dragster to his ascension to motorcycle Top Fuel. 6 X 9", 304 pgs, 200 photos, Sftbd. ISBN 9781941064535 Part # WP453




GLORIA: A LIFETIME MOTORCYCLIST: 75 Years on Two Wheels and Still Riding by *Gloria Struck*
 Author Gloria Struck shares all of her favorite stories, from back when she was being raised behind her father's motorcycle shop in Clifton, New Jersey, through 75 years of riding tales, all the way to the present, where she is rightfully celebrated at motorcycle rallies and events. 6 x 9", 224 pgs, 100 photos, Sftbd. ISBN 9781941064023 Part # WP402

FABRICATION & WIRING



COMPOSITE MATERIALS BIBLE by *John Wanberg*
 This new book from John Wanberg combines materials from four previous books plus adds a wealth of new material on the latest trends and techniques in the world of high-tech composite materials. 8.5 x 11", 176 pgs, 400 photos, Sftbd. ISBN 9781941064504

Part # WP450



COMPOSITE MATERIALS: Step-By-Step Projects by *John Wanberg*
 Nearly every page is allocated to instructional photos explaining the why and how of building with composite materials. The pictures lead you through a detailed how-to sequence. From making the mold, to cutting the fabric, to finishing the part, all the information is here. Projects include everything from fabricating speaker enclosures to hood scoops to cell-phone cases. 8.5 x 11", 144 pgs, 300 photos, Sftbd. ISBN 9781929133369 Part # WP336



LEARNING THE ENGLISH WHEEL by *William H. Longyard*
 Despite the fact that thousands of English wheel machines have been sold in the past 10 years there is currently no book dedicated to English wheeling. This book covers all aspects, from making your own wheel to learning the basics, from fabricating high-crown panels to reverse flares. 8.5 x 11", 144 pgs, 300 photos, Sftbd. ISBN 9781935828891 Part # WP889

reverse flares. 8.5 x 11", 144 pgs, 300 photos, Sftbd. ISBN 9781935828891 Part # WP889




COMPOSITE MATERIALS: Fabrication Handbook #2 by *John Wanberg*
 Written for those who want to enhance the quality and performance of their composite projects, this book focuses on what it takes to truly optimize a composite lamination for high-performance use. The methods illustrated here lend themselves to both motorcycle and automotive builders and customizers. 8.5 x 11", 144 pgs, 300 color photos, Sftbd. ISBN 9781929133932 Part # WP393

illustrated here lend themselves to both motorcycle and automotive builders and customizers. 8.5 x 11", 144 pgs, 300 color photos, Sftbd. ISBN 9781929133932 Part # WP393



SHEET METAL FAB FOR CAR BUILDERS: Make Panels for Cobra, Lotus, Hot Rods & More by *William H. Longyard*
 This book goes far beyond introductory metal shaping; it leads you through step-by-step instructions with hundreds of photographs and shows how to form complex, perfectly formed panels in a home shop for customizing your hot rod or restoring your classic. Customized dreams become an affordable reality with this book by noted builder, designer, and craftsman William H. Longyard. 8.5 x 11", 144 pgs, 400 photos, Sftbd. ISBN 9781929133383 Part # WP338

formed panels in a home shop for customizing your hot rod or restoring your classic. Customized dreams become an affordable reality with this book by noted builder, designer, and craftsman William H. Longyard. 8.5 x 11", 144 pgs, 400 photos, Sftbd. ISBN 9781929133383 Part # WP338




AIRBRUSH HOW-TO With Mickey Harris by Mickey Harris
With more than 35 years of experience, Mickey Harris is the ideal author to share what he's learned in a lifetime of airbrush work. The book contains 12 airbrushing sequences. Mickey's captions explain each image: how he mixes paint to achieve the best viscosity, how the airbrush itself is adjusted, and how he blends the colors to create those beautiful fades. 8.5 x 11", 144 pgs, 400 photos, Sftbd. ISBN 9781929133505 Part # WP350


BIKE BUILDING & RESTORATION




NEW HARLEY-DAVIDSON FXR BIBLE: History, How-To Customize, Gallery by Timothy Remus
This new book from Timothy Remus combines history, advice from pros, and hands-on how-to information and ideas as to where to buy the best combination of parts to build or modify your own best ever FXR. 8.5 x 11", 144 pgs, 400 photos, Sftbd. ISBN 9781941064559 Part # WP455



HARLEY-DAVIDSON EVO: HOP-UP & REBUILD MANUAL by Chris Maida
For anyone planning to build an Evo that combines power with durability, this book provides detailed photo sequences that show every part of the building or rebuilding process. The crew at R&R Cycles shows how they do a simple top-end hop-up in the chassis. They also show how to build a complete crate engine, assembled on the bench. 8.5 x 11", 144 pgs, 400 photos, Sftbd. ISBN 9781941064337 Part # WP433



HONDA 70: Enthusiast's Guide by Jeremy Polson
The third-best-selling Honda in American Honda history, the long-running Mini Trail CT-70, along with the CL, SL, and XL 70 are featured. The book covers all 72-cc motorcycles produced from 1969 to 1994. Author Jeremy Polson begins with a brief introduction of the models that led to the first CL-70, and then jumps into a thorough analysis of the many models and iterations that Honda offered through the years. 8.5 x 11", 144 pgs, 300 photos, Sftbd. ISBN 9781941064351 Part # WP435



HONDA MINI TRAIL ENTHUSIASTS GUIDE by Jeremy Polson
The best-selling Honda ever, the long-running Honda Mini Trail, was available in a huge range of models, even within each model year. This book covers all Honda Mini Trails and Z50 bikes produced between 1968 and 1999. 8.5 x 11", 144 pgs, 300 photos, Sftbd. ISBN 9781941064320 Part # WP432



HARLEY-DAVIDSON TWIN CAM: HOP-UP & REBUILD MANUAL by R&R Cycles with Timothy Remus
If you want a little, or a lot, more power from a Twin Cam, this book presents combinations of parts that work together to provide the maximum power for the least amount of money. The crew at R&R Cycles have assembled their favorite combinations, or "recipes," that fall into one of three hop-up categories: Mild, Medium, and Race-Ready. 8.5 x 11", 144 pgs, 400 photos, Sftbd. ISBN 9781929133697 Part # WP369

HOT RODS



HOT ROD CHASSIS HOW-TO: Understand, Install and Update '28-'64 by Brent VanDervort
This book answers the questions that hot rod builders have as they choose the best style of suspension for their particular vehicle, and work to install a straight axle or complete front suspension kit. 8.5 x 11", 144 pgs, 400 photos, Sftbd. ISBN 9781929133703 Part # WP370




NOSTALGIA ROAD

Written by acknowledged experts and using predominantly period photographs, Nostalgia Road presents highly acclaimed transport titles narrating the history of the British manufacturing industry. Recording the golden age of motoring, these books bring back memories of the days when vehicles were individual and distinctive, and when a road journey was a grand adventure!

CITROËN CARS by Malcolm Bobbitt
This book covers Citroën's significant contribution to Britain's motor industry, through its 40-year history of car assembly at Slough. 5.75 x 8.25", 64 pgs, 80 photos, Sftbd. ISBN 9781908347008 Part # NR700

EARLY BRITISH GRAND PRIX by Trevor Pask
Over the years, Grand Prix racing in Britain has taken place over a number of circuits, and Trevor Pask examines the history of the British Grand Prix from its relatively humble origins through to the 1970s. 5.75 x 8.25", 64 pgs, 80 photos, Sftbd. ISBN 9781908347053 Part # NR705

ROLLS-ROYCE MOTORS: The Crewe Years by Malcolm Bobbitt
This book covers the five generations of Rolls-Royces and Bentleys built at Crewe from the company's wartime effort to becoming an icon of luxury. 5.75 x 8.25", 64 pgs, 80 photos, Sftbd. ISBN 9781908347183 Part # NR718



BENTLEY MOTORS 1945-1964 by Malcolm Bobbitt
Recalls Bentley development in the late 1930s and early 1940s which led to the introduction in 1946 of the Mark VI, a fine car embodying the luxuries and qualities of its predecessors. 8.25 x 8", 52 pgs, 104 photos, Sftbd. ISBN 9781903016602 Part # NR660

VOLKSWAGEN TRANSPORTER AND CAMPER 1949-1967 by Richard Copping
This book explores the history of the first-generation model, including the camper van, from its post-war origins through the end of production in the mid-1970s. 5.8 x 8.3", 64 pgs, 100 photos, Sftbd. ISBN 9781908347268 Part # NR726

VOLKSWAGEN TRANSPORTERS 1950-1990 by Richard Copping
1990 heralded the 40th anniversary of VW Transport production and the end of production of the third variant of the series. Here is the history of Volkswagen's ubiquitous commercial vehicle. 8.25 x 8", 52 pgs, 92 photos, Sftbd. ISBN 9781903016596 Part # NR659

A-Z OF THREE-WHEELERS: A Definitive Reference Guide Since 1769 by Elvis Payne
Love them or loathe them the three-wheeler, Cycle-car, or even Tri-car, has had an important impact in the development of the present-day motor car. This book is a comprehensive guide to this classic mode of transport. 10 x 10", 272 pgs, 450 photos, Hdbd. ISBN 9781908347169 Part # NR716

Crécy

ADDITIONAL TITLES AVAILABLE FROM CARTECH

Brooklands Books

ACURA

Road Test Book

HONDA ACURA NSX UP 1989-2005 Part # HNSXUP

ALFA ROMEO

Road Test Books

ALFA ROMEO SPIDER ULTIMATE PORT-FOLIO 1966-1994 Part # AR66UP.

ALFA ROMEO GIULIETTA GOLD PORT-FOLIO 1954-1965 Part # AR54GP.

Workshop Manuals

ALFA ROMEO GIULIA COUPES LIMITED EDITION ULTRA 1963-1976 Part # ARGCX4.

ALFA ROMEO GIULIA-SPIDER OWNER'S WORKSHOP MANUAL Part # AR10WH
GLENN'S ALFA ROMEO REPAIR & TUNE-UP GUIDE Part # ARWH

ALLARD

ALLARD LIMITED EDITION ULTRA Part # ALLX4

AMERICAN MOTORS

Road Test Books

AMC RAMBLER 1956-1969 LIMITED EDITION EXTRA Part # AMCRX2
AMX & JAVELIN GOLD PORTFOLIO 1968-1974 Part # AMXGP

ASTON MARTIN

Road Test Books

ASTON MARTIN UP 1968-1980 Part # AM68UP
ASTON MARTIN UP 1994-2006 Part # AM94UP

JAGUAR MK 2 MODELS 2.4, 3.4, 3.8, 240, & 340 OFFICIAL SERVICE MANUAL (1960–1968) Part # J13WH
JAGUAR S-TYPE 3.4/3.8 OFFICIAL SERVICE MANUAL (1963–1966) Part # J180WH
JAGUAR E-TYPE MODELS 3.8 & 4.2 LITRE SERIES 1 & 2 OFFICIAL SERVICE MANUAL (1961–1971) Part # J28WH
JAGUAR XJ6 WORKSHOP MANUAL (Owner's Edition 1986–1994) Part # J40WH
JAGUAR V-12 SERIES 3 E-TYPE OFFICIAL REPAIR OPERATION MANUAL (1971–1974) Part # J44WH
JAGUAR XJ6 DAIMLER SOVEREIGN (SERIES 2) OFFICIAL REPAIR OPERATION MANUAL (1974–1979) Part # J585WH
JAGUAR XJ12 (SERIES 2) DAIMLER DOUBLE SIX OFFICIAL REPAIR OPERATION MANUAL (1974–1978) Part # J715WH

JAGUAR (XJ6/XJ12) SERIES III OFFICIAL SERVICE MANUAL Part # J71WH
JAGUAR XJ-S, XJ-SC 3.6, XJ-S 4.0 SERVICE MANUAL (1975 & on) Part # J84WH

JAGUAR XJS REPAIR OPERATION MANUAL (1975–1988.5) Part # J85WH

Parts Catalogs

JAGUAR 4.2 E-TYPE SERIES 1 SPARE PARTS CATALOG Part # J33PH
JAGUAR XJS 3.6 & 5.3 RTC 9900CA (1989–mid-1991) Part # J85PH
JAGUAR (3.8) E-TYPE GRAND TOURING OFFICIAL SPARE PARTS CATALOG (1961–1964) Part # J32PH
JAGUAR E-TYPE SERIES 2 GRAND TOURING MODELS OFFICIAL SPARE PARTS CATALOG (1968–1970) Part # J40PH
JAGUAR (V-12) SERIES 3 E-TYPE OPEN 2-SEATER OFFICIAL PARTS CATALOG (1971–1975) Part # J46PH
JAGUAR XJ6 & DAIMLER SOVEREIGN SERIES 2 OFFICIAL PARTS CATALOG (1972–1979) Part # J588PH
JAGUAR XJ6 & DAIMLER SOVEREIGN SERIES 3 PARTS CATALOG (1979–1985) Part # J600PH

Owners' Handbooks

JAGUAR 3.5 LITRE XK120 OFFICIAL OPERATING, MAINTENANCE, & SERVICE HANDBOOK (1949–1954) Part # JXK120
JAGUAR XK140 OFFICIAL OPERATING, MAINTENANCE, & SERVICE HANDBOOK (1954–1957) Part # JXK140
JAGUAR XK150 OFFICIAL OPERATING, MAINTENANCE, & SERVICE HANDBOOK (1958–1961) Part # JXK150
JAGUAR 3.4 LITRE MK 2 OFFICIAL OPERATING, MAINTENANCE, & SERVICE HANDBOOK (1959–1967) Part # J15HH
JAGUAR 3.8 LITRE MK 2 OFFICIAL OPERATING, MAINTENANCE, & SERVICING HANDBOOK (1960–1966) Part # J16HH
JAGUAR E-TYPE TUNING & PREPARATION FOR COMPETITION USE Part # J275HH
JAGUAR E-TYPE (3.8) OFFICIAL OPERATING, MAINTENANCE, & SERVICE HANDBOOK (1961–1964) Part # J305HH
JAGUAR 4.2 E-TYPE (SERIES 1) & 2+2 OFFICIAL OPERATING, MAINTENANCE, & SERVICE HANDBOOK (1964–1968) Part # J36HH
JAGUAR 4.2 E-TYPE (SERIES 2) OFFICIAL OPERATING, MAINTENANCE, & SERVICING HANDBOOK (1969–1971) Part # J39HH
JAGUAR SERIES 3 V-12 E-TYPE OFFICIAL OPERATING, MAINTENANCE, & SERVICE HANDBOOK (1971–1974) Part # J49HH

JAGUAR XJ6C SERIES 2-DOOR OFFICIAL OPERATING, MAINTENANCE & SERVICE HANDBOOK (1973–1979) Part # J63HH

■ JEEP (CIVILIAN)

Road Test Books

JEEP CJ-5 LIMITED EDITION 1960–1975 Part # JPCJ5X
JEEPSTER AND COMMANDO 1967–1973 LIMITED EDITION Part # JPCX1
JEEP J-SERIES PICKUPS 1970–1982 Part # JPS

■ KAISER-FRAZER

Road Test Book

KAISER-FRAZER 1946-55 LTD ED Part # KAX1

■ LAMBORGHINI

Road Test Books

LAMBORGHINI CARS PERFORMANCE PORTFOLIO 1964–1976 Part # LM64PP
LAMBORGHINI CARS PERFORMANCE PORTFOLIO 1977–1989 Part # LM77PP
LAMBORGHINI CARS GOLD PORTFOLIO 1990–2004 Part # LM90GP

■ LAND ROVER

Road Test Book

LAND ROVER SERIES I, II, IIA GOLD PORTFOLIO 1948–1971 Part # LR48GP

Restoration/History/Military/Driving

PRACTICAL CLASSICS ON LAND ROVER SERIES 1 RESTORATION Part # LRRPC
LAND ROVER AND RANGE ROVER DRIVING TECHNIQUES Part # LRDTTH
WORKING IN THE WILD-LAND ROVER'S MANUAL FOR AFRICA Part # LRAHH
LAND ROVER RESTORATION PORTFOLIO Part # LRRP
WINCHING IN SAFETY Part # LRWHH

Workshop Manuals

LAND ROVER DISCOVERY OWNERS EDITION WORKSHOP MANUAL 1990–1998 Part # LRDYAW
DEFENDER Td5 1999–2005 MY ONWARDS WORKSHOP MANUAL Part # LRD5WH
LAND ROVER FREELANDER 1998–2000 OFFICIAL WORKSHOP MANUAL Part # LRF1WH
LAND ROVER FREELANDER WSM 2001–2003 ON Part # LRF2WH
LAND ROVER DISCOVERY SERIES II 1999–2003 WORKSHOP MANUAL Part # LRY2WH
LAND ROVER SERIES I OFFICIAL WORKSHOP MANUAL Part # LR10WH
LAND ROVER 2-2A-3 OWNER'S WORKSHOP MANUAL Part # LR70WH
LAND ROVER II & IIA REPAIR OPERATION MANUAL Part # LR22AW
LAND ROVER SERIES 3 OFFICIAL REPAIR OPERATION MANUAL Part # LR34WH
LAND ROVER V-8 REPAIR OPERATION MANUAL SUPPLEMENT Part # LR35WH
LAND ROVER 90-110 DEFENDER AFTERMARKET OWNERS' WORKSHOP MANUAL Part # LR900W
LAND ROVER 90-110 DEFENDER OFFICIAL FACTORY WORKSHOP MANUAL Part # LR90WH

LAND ROVER 101 (FORWARD CONTROL) 1 TONNE 4X4 OFFICIAL REPAIR OPERATION MANUAL Part # LRM101
LAND ROVER DEFENDER DIESEL 300Tdi OFFICIAL WORKSHOP MANUAL 1996–1998 Part # LRDDWH
LAND ROVER DISCOVERY 1995–1998 WORKSHOP MANUAL Part # LRY5WH

Parts Catalogs

LAND ROVER DEFENDER 90-110-130 PARTS CATALOG 1987–2001 Part # LR87PH
LAND ROVER DISCOVERY PARTS CATALOG 1989–1998 Part # LR98PH
LAND ROVER SERIES 1 1948–1953 OFFICIAL PARTS CATALOG Part # LR48PX
LAND ROVER SER.1 1954–1958 OFFICIAL PARTS CATALOG Part # LR54PH
LAND ROVER SERIES 2 & 2A BONNETED CONTROL OFFICIAL PARTS CATALOG Part # LR21PH

LAND ROVER SERIES 2A BONNETED CONTROL OFFICIAL PARTS CATALOG Part # LR22PH
LAND ROVER SERIES IIA, III, 109V-8 OPTIONAL EQUIPMENT CATALOG Part # LROEPH
LAND ROVER ONE TEN PARTS CATALOG Part # LR110P
LAND ROVER SERIES III OFFICIAL PARTS CATALOG Part # LR30PH
LAND ROVER 101 (FORWARD CONTROL) 1 TONNE 4X4 OFFICIAL PARTS CATALOG Part # LRM10P
MILITARY LAND ROVER SER. III (LIGHT-WEIGHT) ILLUSTRATED OFFICIAL PARTS CATALOG Part # LRMVPH

Owners' Handbooks

LAND ROVER 90-110 DEFENDER AFTERMARKET OWNER'S WORKSHOP MANUAL Part # LR900W
LAND ROVER DEFENDER 90-110-130 OWNERS HANDBOOK MARCH 1994–1998 Part # LRDF2H
LAND ROVER DISC SER II OWNERS HANDBOOK 1999–2004 Part # LRY99H
LAND ROVER SERIES 1 1948–1958 OFFICIAL OWNER'S HANDBOOK Part # LR12HH
LAND ROVER SERIES IIA & IIB OFFICIAL INSTRUCTION MANUAL Part # LR16HH
LAND ROVER 90 & 110 OFFICIAL OWNERS MANUAL Part # LR17HH
LAND ROVER SERIES III OFFICIAL OWNER'S HANDBOOK Part # LR18HH
LAND ROVER SER.III OFFICIAL OWNERS' HANDBOOK Part # LR19HH
LAND ROVER DISCOVERY HANDBOOK (1989/90) Part # LR20HH
MILITARY LAND ROVER SERIES III (LIGHT WEIGHT) OFFICIAL USER MANUAL Part # LRMVHH

■ LINCOLN

Road Test Books

LINCOLN GOLD PORTFOLIO 1949–1960 Part # LIN49G
LINCOLN CONTINENTAL PERFORMANCE PORTFOLIO 1961–1969 Part # LC61PP

■ LOTUS

Road Test Books

LOTUS ELISE & EXIGE GOLD PORTFOLIO 1996–2005 Part # LT96GP
LOTUS SEVEN GOLD PORTFOLIO 1957–1973 Part # LT57GP
LOTUS ELITE 1957–1964 LIMITED EDITION Part # LTETX1

Restoration Guide

LOTUS ELAN Restoration Guide Part # LTELRL

Workshop Manual

LOTUS ELAN OWNER'S WORKSHOP MANUAL Part # LT10WH

■ MARCOS

Road Test Book

MARCOS COUPES & SPYDERS GOLD PORTFOLIO 1960–1997 Part # MARGP

■ MASERATI

Road Test Books

MASERATI CARS PERFORMANCE PORTFOLIO 1957–1970 Part # MC57PP
MASERATI CARS PERFORMANCE PORTFOLIO 1971–1982 Part # MC71PP

■ MAZDA

Road Test Book

MAZDA MIATA MX-5 TAKES ON THE COMPETITION Part # MAZ5PY

■ MCLAREN

Road Test Book

MCLAREN F1 - GTR - LM SPORTSCARS PERFORMANCE PORTFOLIO Part # MCLPP

■ MERCEDES

Road Test Books

MERCEDES AMG GOLD PORTFOLIO 1983–1999 Part # AMG1GP
MERCEDES AMG ULTIMATE PORTFOLIO 2000–2006 Part # AMG2UP
MERCEDES-BENZ S CLASS & 600 LIMITED EDITION EXTRA 1965–1972 Part # MB65X2
MERCEDES-BENZ SLs & SLCs ULTIMATE PORTFOLIO 1971–1989 Part # MB71UP

Workshop Manuals

MERCEDES E-CLASS DIESEL WORKSHOP MANUAL W210 SERIES 1999–2006 OWNERS EDITION Part # MBED3W
MERCEDES-BENZ E-CLASS DIESEL WORKSHOP MANUAL: W210 & W211 Part # MBED4W
MERCEDES-BENZ E-CLASS PETROL WORKSHOP MANUAL W124 & W210 1993–2000 SERIES OWNERS EDITION Part # MBEP2W
GLENN'S MERCEDES-BENZ REPAIR & TUNE-UP GUIDE Part # MBWH
MERCEDES W124 OWNERS WORKSHOP MANUAL 1985–1995 Part # MB85WH
MERCEDES W123 OWNERS WORKSHOP MANUAL Part # MB76WH

■ MERCURY

Road Test Books

MERCURY GOLD PORTFOLIO 1947–1966 Part # MY47GP
MERCURY COMET & CYCLONE LIMITED EDITION EXTRA 1960–1975 Part # MYCCX2

■ MESSERSCHMITT

Road Test Book

MESSERSCHMITT GOLD PORTFOLIO 1954–1964 Part # MESGP



MG

Road Test Books

MG GOLD PORTFOLIO 1929–1939
Part # MG29GP
MGA & TWIN CAM GOLD PORTFOLIO
1955–1962 Part # MGA55G
MGB ROADSTERS 1962–1980
Part # MGB62
MG TD & TF GOLD PORTFOLIO 1949–1955
Part # MGD49G

Workshop Manuals

MG MIDGET (SERIES TC) OFFICIAL INSTRUCTION MANUAL Part # MG21WH
MG MIDGET SERIES TD & TF OFFICIAL WORKSHOP MANUAL
Part # MG225W
MG MIDGET SERIES TF AND TF 1500 SERVICE BOOK Part # MG99SH
MG MGA (1500, 1600 & 1600 MK II) OFFICIAL WORKSHOP MANUAL.
Part # MG31WH
MG MGA TWIN CAM OFFICIAL WORKSHOP MANUAL Part # MG41WB
MG SPRITE MIDGET (948 cc, 1,098 cc, 1,275 cc) OFFICIAL WORKSHOP MANUAL
Part # A20WB
MG MIDGET 1500 OFFICIAL WORKSHOP MANUAL 1975–1979 Part # MG49WH
MG MIDGET MK. 3 OFFICIAL OWNERS' HANDBOOK Part # MG64HB
MG MGB & MGB GT WITH ENGINE EMISSION CONTROL SUPPLEMENT OFFICIAL WORKSHOP MANUAL
Part # MG64WH
MGC WORKSHOP MANUAL
Part # MG88WH

Owners' Handbooks

MG MIDGET Mk3 Part # MG63HH
MG MGB TOURER OFFICIAL DRIVER'S HANDBOOK Part # MG793H.
MG MIDGET SERIES TD OFFICIAL OPERATION MANUAL Part # MG265H
MG MIDGET SERIES TF & TF1500 OFFICIAL OPERATION MANUAL
Part # MG26HH
MG MGA 1500 OFFICIAL DRIVER'S HANDBOOK Part # MG300H
MG MGA 1600 OFFICIAL DRIVER'S HANDBOOK Part # MG39HH
MG MGA 1600 (MK II) OFFICIAL DRIVER'S HANDBOOK Part # MG40HH
MG MIDGET (MK.3) OFFICIAL DRIVER'S HANDBOOK Part # MG61HH
MG MIDGET (MK.3) 1979 DRIVER'S HANDBOOK Part # MG62HH
MG MIDGET (MK.3) OFFICIAL DRIVER'S HANDBOOK Part # MG60HH
MG MGB (TOURER) OFFICIAL DRIVER'S HANDBOOK Part # MG73HH
MG MGB (TOURER AND GT) OFFICIAL DRIVER'S HANDBOOK (AKD3900J)
Part # MG74HH
MG MGB (TOURER & GT) OFFICIAL DRIVER'S HANDBOOK Part # MG76HH
MG MGB (TOURER & GT) OFFICIAL DRIVER'S HANDBOOK Part # MG77HH
MG MGB GT V-8 OFFICIAL DRIVER'S HANDBOOK Part # MG78HH
MG MGB OFFICIAL DRIVER'S HANDBOOK Part # MG795H
MG MGB OFFICIAL DRIVER'S HANDBOOK Part # MG799H
MG MGB, SPECIAL TUNING
Part # MG82HH
MG MGB 1800CC OFFICIAL SPECIAL TUNING MANUAL Part # MG84HH
MG MGB OFFICIAL DRIVER'S HANDBOOK Part # MG85HH
MG MGC OFFICIAL OWNER'S HANDBOOK Part # MG90HH

Restoration/Performance

PRACTICAL CLASSICS ON MGB RESTORATION Part # MGBPC
MG "T" SERIES RESTORATION GUIDE
Part # MGTR
RESTORING SPRITES & MIDGETS
Part # MGSMR
MG RESTORATION GUIDE
Part # MGAR

MINI

Workshop Manuals (Including Cooper)

MINI OFFICIAL WORKSHOP MANUAL
Part # MI3AWH
MINI OFFICIAL WORKSHOP MANUAL (1959–1976) Part # MI3WH

Owners' Handbooks

MINI COOPER 'S' MK.3 OFFICIAL OWNERS' HANDBOOK Part # MI6HH
MINI COOPER & S MARK I DRIVERS HANDBOOK Part # MI4HH
MINI COOPER & S MK II DRIVERS HANDBOOK Part # MI5HH

MITSUBISHI

Road Test Book

MITSUBISHI 3000GT DODGE STEALTH PERFORMANCE PORTFOLIO 1990–1999
Part # MHDGPP

MORGAN

Road Test Books

MORGAN FOUR-WHEELERS ULTIMATE PORTFOLIO 1936–1967 Part # MR4UP
MORGAN ULTIMATE PORTFOLIO 1968–1990
Part # MR68UP
MORGAN ULTIMATE PORTFOLIO 1991–2009
Part # MR91UP
MORGAN THREE WHEELER GOLD PORTFOLIO 1910–1952 Part # MOR3GP

Workshop Manual

MORGAN FOUR OWNER'S WORKSHOP MANUAL & "BUYING" PORTFOLIO
Part # MOR80

MORRIS

Workshop Manual

MORRIS MINOR SERIES MM, SERIES II AND 1000 OFFICIAL WORKSHOP MANUAL
Part # MM10WH

Owners' Handbook

MORRIS MINOR 1000 OFFICIAL DRIVERS HANDBOOK Part # MM25HH

NASH

Road Test Book

NASH LIMITED EDITION EXTRA 1949–1957
Part # NASHX2

NASH-AUSTIN

Road Test Book

NASH-AUSTIN METROPOLITAN GOLD PORTFOLIO 1954–1962 Part # MET54G

OLDSMOBILE

Road Test Books

OLDSMOBILE LIMITED EDITION PREMIER 1948–1963 Part # OL48X3

OPEL

Road Test Books

OPEL GT ULTIMATE PORTFOLIO 1968–1973
Part # OPGTUP
OPEL GT OWNER'S WORKSHOP MANUAL-
Part # OP10WH

PLYMOUTH

Road Test Books

PLYMOUTH BARRACUDA 1964–1974 MUSCLE PORTFOLIO Part # PB64MP
PLYMOUTH FURY 1956–1976 LIMITED EDITION EXTRA Part # PYFYX2
STARION & CONQUEST PERFORMANCE PORTFOLIO 1982–1990
Part # MHSCPP
PLYMOUTH 1950–1960 LIMITED EDITION Part # PY50X1

PONTIAC

Road Test Books

HIGH PERFORMANCE FIREBIRDS 1982–1988
Part # PON82
PONTIAC FIERO PERFORMANCE PORTFOLIO 1984–1988 Part # PONFPP
PONTIAC LIMITED EDITION PREMIER 1946–63 Part # PN46X3

PORSCHE

Road Test Books

PORSCHE 917-935-956-962 SPORTS RACERS GP Part # P0917G
PORSCHE SPORTS RACING CARS UP 1952–1968 Part # POSPUP
PORSCHE 356 ULTIMATE PORTFOLIO Part # P052UP
PORSCHE 911 ULTIMATE PORTFOLIO 1990–1997 Part # P090UP
PORSCHE 911 ULTIMATE PORTFOLIO 1998–2004 Part # P098UP.
ROAD & TRACK PORSCHE 911 PORTFOLIO 1990–1997 Part # P090RT
ROAD & TRACK PORSCHE 928 PORTFOLIO 1977–1994 Part # P082RT
PORSCHE 911 1965–1969 Part # P0965
PORSCHE 911 1990–1997 TAKES ON THE COMPETITION Part # P090PY
PORSCHE 911 SC & TURBO GOLD PORTFOLIO 1978–1983 Part # P0978G
PORSCHE 914 ULTIMATE PORTFOLIO Part # P014UP
PORSCHE 928 TAKES ON THE COMPETITION Part # P028PY
PORSCHE 944 ULTIMATE PORTFOLIO Part # P044UP
PORSCHE 968 LIMITED EDITION EXTRA Part # P096X2
ROAD & TRACK ON PORSCHE 1951–1967 Part # PORT51
ROAD & TRACK ON PORSCHE Part # PORT79

Workshop Manuals

PORSCHE 356 OWNER'S WORKSHOP MANUAL Part # POR50W
PORSCHE 912 OWNERS WORKSHOP MANUAL 1965–1969 Part # POR55W

RANGE ROVER

Workshop Manuals

RANGE ROVER ALL PETROL & DIESEL MODELS WORKSHOP MANUAL 1986–1989
Part # RR29WH
RANGE ROVER ALL PETROL & DIESEL MODELS WORKSHOP MANUAL 1990–1994
Part # RR34WH
RANGE ROVER 2002–2005 ELECTRICAL MANUAL Part # RR2AEM
RANGE ROVER 1995–2001 WORKSHOP MANUAL Part # RR95WH
RANGE ROVER 2002–2005 WORKSHOP MANUAL Part # RR02WH

RANGE ROVER (TWO DOOR) OFFICIAL REPAIR OPERATION MANUAL
Part # RR10WH

Parts Catalogs

RANGE ROVER PARTS CATALOG 1992–1994
Part # RR95PH
RANGE ROVER PARTS CATALOG 1995–2001
Part # RR01PH
RANGE ROVER OFFICIAL PARTS CATALOG
Part # RR85PH
RANGE ROVER PARTS CATALOG 1986–1992
Part # RR92PH

Owners' Handbooks

RANGE ROVER (TWO DOOR) OFFICIAL OWNERS HANDBOOK 1970–1980
Part # RR20HH
LAND ROVER AND RANGE ROVER DRIVING TECHNIQUES Part # LRDTHH

RENAULT

ALPINE RENAULT UP 1958–1995
Part # ALPUP

ROLLS-ROYCE

Road Test Books

BENTLEY & ROLLS-ROYCE 1990–2002
Part # BN90QP
ROLLS-ROYCE SILVER CLOUD BENTLEY S SERIES Part # RR55UP
ROLLS-ROYCE SILVER SHADOW ULTIMATE PORTFOLIO Part # RL6UP

STUDEBAKER

Road Test Books

STUDEBAKER ULTIMATE PORTFOLIO 1946–1966 Part # ST46UP
STUDEBAKER HAWKS & LARKS LIMITED EDITION PREMIER Part # STHLX3

SUBARU

Road Test Books

SUBARU IMPREZA WRX PERFORMANCE PORTFOLIO 2001–2005
Part # SUIWPP
SUBARU IMPREZA TURBO 1994–2000 LIMITED EDITION EXTRA Part # SUITX2

SUNBEAM

SUNBEAM ALPINE LIMITED EDITION EXTRA
Part # SUNAX2

SUZUKI

Road Test Book

SUZUKI SJ GOLD PORTFOLIO 1971–1997
Part # SZSJGP

TOYOTA

Road Test Books

TOYOTA LAND CRUISER GOLD PORTFOLIO 1956–1987 Part # TOYLGp

TRIUMPH

Road Test Books

TRIUMPH GT6 GOLD PORTFOLIO 1966–1974
Part # TT66GP

Workshop Manuals

TRIUMPH STAG OFFICIAL REPAIR OPERATION MANUAL Part # T500WH
TRIUMPH TR2 OFFICIAL SERVICE INSTRUCTION MANUAL (Incorporating Supplement for TR3) Part # T122WH
TRIUMPH TR4 OFFICIAL WORKSHOP MANUAL (Incorporating Supplement for TR4A) Part # T142WH

TRIUMPH TR5 TR6 AND TR250 COMPETITION PREPARATION MANUAL

- Part # TR56CH
- TRIUMPH TR6 OFFICIAL REPAIR OPERATION MANUAL** Part # T162WH
- TRIUMPH TR7 OFFICIAL REPAIR OPERATION MANUAL** Part # T172WH
- TRIUMPH SPITFIRE IV OFFICIAL REPAIR OPERATION MANUAL** Part # T432WH
- TRIUMPH SPITFIRE 1500 OFFICIAL REPAIR OPERATION MANUAL** Part # T442WH
- TRIUMPH GT6 MK.1, 2 & 3 AND VITESSE 2-LITRE OFFICIAL WORKSHOP MANUAL** Part # T453WH
- TRIUMPH HERALD 1200, 1250, VITESSE AND SPITFIRE OFFICIAL WORKSHOP MANUAL** Part # T612WH

Parts Catalogs

- TRIUMPH TR2 & TR3 OFFICIAL SPARE PARTS CATALOG** Part # T124PH
- TRIUMPH TR4 OFFICIAL SPARE PARTS CATALOG** Part # T143PH
- TRIUMPH TR7 (1975-1978) OFFICIAL PARTS CATALOG** Part # T175PL
- TRIUMPH TR7 1979 ONWARDS OFFICIAL PARTS CATALOG** Part # T176PH
- TRIUMPH TR7 & TR8 OFFICIAL SPARE PARTS CATALOG** Part # T1801P
- TRIUMPH STAG OFFICIAL PARTS CATALOG** Part # T508PH

Owners' Handbooks

- TRIUMPH TR5 PI HANDBOOK (2nd Edition)** Part # T153HH
- TRIUMPH TR6 PI OFFICIAL OWNERS' HANDBOOK** Part # T168HH
- TRIUMPH STAG OFFICIAL OWNER'S HANDBOOK** Part # T512HL
- TRIUMPH TR4 OFFICIAL OWNER'S HANDBOOK** Part # T145HH
- TRIUMPH TR4A OFFICIAL OWNER'S HANDBOOK** Part # T148HH
- TRIUMPH TR250 OFFICIAL OWNER'S HANDBOOK** Part # T193HH
- TRIUMPH T6 OFFICIAL OWNER'S HANDBOOK** Part # T169HL
- TRIUMPH T6 OFFICIAL OWNER'S HANDBOOK** Part # T170HH
- TRIUMPH TR8 HANDBOOK** Part # T185HH
- TRIUMPH SPITFIRE MK 3 OFFICIAL OWNER'S HANDBOOK** Part # T422HH
- TRIUMPH SPITFIRE MK 4 OFFICIAL OWNER'S HANDBOOK** Part # T434HL
- TRIUMPH SPITFIRE 1500 OFFICIAL OWNER'S HANDBOOK** Part # T4465H
- TRIUMPH SPITFIRE MK I TO 1500 OFFICIAL COMPETITION PREPARATION MANUAL** Part # T449HH
- TRIUMPH GT6 OFFICIAL OWNER'S HANDBOOK** Part # T454HL
- TRIUMPH GT6 MK.2 & GT6+ OFFICIAL OWNER'S HANDBOOK** Part # T455HH
- TRIUMPH GT6 MK 3 OFFICIAL OWNER'S HANDBOOK** Part # T458HH
- TRIUMPH GT6 & 2000 OFFICIAL COMPETITION PREPARATION MANUAL** Part # T550HH

■ TVR**Road Test Books**

- TVR LIMITED EDITION ULTRA 1959-1985** Part # TVR1X4

■ VOLKSWAGEN**Road Test Books**

- VW CORRADO LIMITED EDITION PREMIER** Part # VWCX3
- VOLKSWAGEN KARMANN GHIA GOLF PORTFOLIO 1955-1974** Part # VWKGGP
- VW GOLF GTI LIMITED EDITION EXTRA 1976-1991** Part # VWG1X2
- VW KUBELWAGEN MILITARY PORTFOLIO 1940-1990** Part # VWKMIP

Workshop Manuals

- VW TRANSPORTER T4 OWNERS WORKSHOP MANUAL—1996 TO 1999** Part # VW97WH
- VW TRANSPORTER T4 OWNERS WORKSHOP MANUAL—1996 TO PRESENT** Part # VW96WH
- VW TRANSPORTER OWNERS WORKSHOP MANUAL** Part # VW70WH
- VW VOLKSWAGEN TRANSPORTER WORKSHOP MANUAL 1982-ON** Part # VW82WH
- VW TRANSPORTER T4 WORKSHOP MANUAL** Part # VW90WH

■ VOLVO**Road Test Books**

- VOLVO PV444 & PV544 PERFORMANCE PORTFOLIO 1945-1965** Part # VOPVPP
- CAR AND DRIVER ON VOLVO 1955-1986** Part # VOCD
- ROAD & TRACK ON VOLVO 1957-1974** Part # VORT57

Workshop Manuals

- VOLVO 160 SERIES OWNERS WORKSHOP MANUAL 1968-1974** Part # VO16WH
- VOLVO 1800 & 120 OWNER'S WORKSHOP MANUAL** Part # VO18WH

■ WESTFIELD

- WESTFIELD PERFORMANCE PORTFOLIO** Part # WESTPP

■ RESTORATION & MISCELLANEOUS

- WEBER CARBURETORS: TUNING TIPS AND TECHNIQUES** Part # WEBT
- SU CARBURETORS TUNING TIPS & TECHNIQUES** Part # SUT
- SIDE GLANCES BY PETER EGAN VOL. 1 1983-1992** Part # PE83RT
- SIDE GLANCES BY PETER EGAN VOL. 3 1998-2002** Part # PE98RT
- SOLEX CARBURETTERS TUNING TIPS & TECHNIQUES** Part # SXT
- PRACTICAL GAS FLOW** Part # PGF.
- THE GREAT CLASSIC MUSCLE CARS COMPARED** Part # GREPY

■ MILITARY VEHICLES

- STANDARD MILITARY MOTOR VEHICLES** Part # MVUST
- DODGE WW2 MILITARY PORTFOLIO 1940-1945** Part # MVDMP
- HAIL TO THE JEEP** Part # MVHJ
- WW2 JEEP MILITARY PORTFOLIO 1941-1945** Part # MVJMIP
- OFF-ROAD JEEPS CIVILIAN & MILITARY 1944-1971** Part # MVORJ

COMPLETE WW2 MILITARY JEEP MANUAL Part # MVJWW2**■ RACING**

- VW KUBELWAGEN MILITARY PORTFOLIO 1940-1990** Part # VWKMIP
- THE CARRERA PANAMERICANA "MEXICO"** Part # CPMMP
- CAN-AM RACING 1966-1969** Part # CANR66
- CAN-AM RACING 1970-1974** Part # CANR70
- LE MANS "THE FERRARI YEARS" 1958-1965** Part # LEMR58
- LE MANS "THE FORD & MATRA YEARS" 1966-1974** Part # LEMR66
- LOLA SPORTS RACERS-LTD ED PREMIER** Part # LLSRX3

LAND SPEED RECORDS

A portfolio of articles report how the land speed records were set during a specific time period. 140 pgs and well illustrated. Sftbd.

- LAND SPEED RECORD 1940-1962** Part # LSR4

■ MOTORCYCLES**ARIEL**

- ARIEL SQUARE FOUR 1948-1959 LIMITED EDITION EXTRA** Part # A48BX2
- ARIEL LEADER—GOLDEN ARROW—ARROW LIMITED EDITION EXTRA** Part # A58BX2

BENELLI

- BENELLI—THE FOURS LTD ED EX 1975-1985** Part # BNBFX2

BIMOTA

- BIMOTA LIMITED EDITION EXTRA 1978-1990** Part # BT1BX2

BMW

- BMW K-100 SERIES PERFORMANCE PORTFOLIO 1983-1993** Part # BMKBPP
- BMW MOTORCYCLES GOLD PORTFOLIO 1950-1971** Part # BM50BG
- BMW MOTORCYCLES GOLD PORTFOLIO 1971-1976** Part # BMW71B

BSA

- BSA SINGLES GOLD PORTFOLIO 1964-1974** Part # BS64BG

DUCATI

- CYCLE WORLD ON DUCATI 1982-1991** Part # D82

HARLEY-DAVIDSON

- HARLEY-DAVIDSON SPORTSTERS PERFORMANCE PORTFOLIO 1965-1976** Part # HD3BPP
- HARLEY-DAVIDSON SUPER GLIDE PERFORMANCE PORTFOLIO 1971-1981** Part # HD1BPP

HONDA

- HONDA CBR900RR FIREBLADE LIMITED EDITION EXTRA** Part # HN9BX2
- HONDA GOLD WING GOLD PORTFOLIO 1975-1995** Part # HNWBGp
- HONDA RC30 PERFORMANCE PORTFOLIO 1988-1992** Part # HNRBPP

KAWASAKI

- KAWASAKI 500 & 750 TRIPLES PERFORMANCE PORTFOLIO 1969-1976** Part # KRT5BP
- KAWASAKI Z1 900 PERFORMANCE PORTFOLIO 1972-1977** Part # KZ1BPP

LAVERDA

- LAVERDA GOLD PORTFOLIO 1967-1977** Part # LV67BG
- LAVERDA JOTA PERFORMANCE PORTFOLIO 1976-1985** Part # LVJBPP

MOTO MORINI

- MOTO MORINI 3-1/2 & 500 PERFORMANCE PORTFOLIO 1974-1984** Part # MM3BPP

MV

- MV AGUSTA** Part # MV4BPP

NORTON

- NORTON COMMANDO ULTIMATE PORTFOLIO** Part # N68BUP
- NORTON DOMINATOR PERFORMANCE PORTFOLIO 1949-1970** Part # N49BPP
- NORTON ROTARIES LIMITED EDITION EXTRA** Part # NRYBX2
- THE MANX NORTON** Part # RL579

SUZUKI

- SUZUKI GSX1300R HAYABUSA LIMITED EDITION EXTRA 1999-2007** Part # SZ4BX2
- SUZUKI GS1000 PERFORMANCE PORTFOLIO 1978-1981** Part # SZ2BPP
- SUZUKI GSX-R750 PERFORMANCE PORTFOLIO 1985-1996** Part # SZ3BPP

VINCENT

- VINCENT GOLD PORTFOLIO 1945-1980** Part # VINBGP

YAMAHA

- YAMAHA YZF R1 LIMITED EDITION EXTRA 1998-2006** Part # YZFBX2
- YAMAHA XS-650 PERFORMANCE PORTFOLIO 1969-1985** Part # YX6BPP
- CYCLE WORLD ON YAMAHA OFF-ROAD BIKES 1970-1974** Part # Y070

MISCELLANEOUS

- COLIN SEELEY: AND THE REST VOLUME TWO** Part # RL781
- VILLIERS: EVERYBODY'S ENGINE** Part # RL784
- BALLINGTON UNKORKED: THE AUTOBIOGRAPHY OF A WORLD CHAMPION RACER** Part # RL575

RACING

- BRITISH RACING MOTORCYCLES** Part # RL110
- EUROPEAN RACING MOTORCYCLES** Part # RL113
- REBEL READ** Part # RL787
- GERMAN RACING MOTORCYCLES** Part # RL112
- JAPANESE PRODUCTION RACING MOTORCYCLES** Part # RL570

 **POD = Print On Demand book** see page 31 for more info.