

TOOLS REQUIRED:

- Phillips Screwdriver
- Cutting disc or saw
- Rotary tool or rat-tail file
- Grinder
- Electric drill and 1/8" drill bit
- Rivet gun
- Files
- Sandpaper and masking tape


1988-93 GMC Aluminum Grille Model 4000 Installation Instructions




For installation of billet grilles that require cutting of the stock shell, proper tools, knowledge and skill are needed. Carriage Works is not responsible for care & accuracy of the installation, only for Fit & Finish of its products. Use a qualified installer or contact original vendor for references to complete all instructions.




STEP 1 Remove the stock grille panel. Parking lights must be removed to get to some of the attaching screws.




STEP 2 With a die grinder (a saber saw, hack saw or diagonal cutters can also be used), cut out the grille bars just inside the inner rim. Be careful not to cut into the rim.




STEP 3 After the bars are removed, grind the remaining nubs on the inside of the rim down even.




STEP 4 Sand the surface with sandpaper on a block to prepare it for painting.



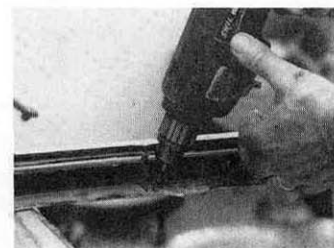
STEP 5 Trial fit the new grille and mark where the round vertical support bars intersect the horizontal bars on the top and bottom of the grille opening.




STEP 6 With a rotary tool (or rat-tail file), grind notches into the horizontal bars about 5/8" deep. Check the grille and adjust the depth of the notches so it fits flush with the front of the grille panel.



STEP 7 With the grille in desired position, mark each point where the round vertical bars contact the grille frame on top and bottom.



STEP 8 Drill 1/8" holes in the frame at each of these points. When all holes are drilled and the grille checked for fit, the reworked frame should be painted body color or '87-90 GM accent charcoal poly, Code #58.



STEP 9 Install the grille by attaching the vertical support bars to the frame with the pop rivets supplied. Reinstall the entire grille unit in the truck.