

# Installation Instructions

## 1801208A 2" Receiver Hitch 1801209 2.5" Receiver Hitch

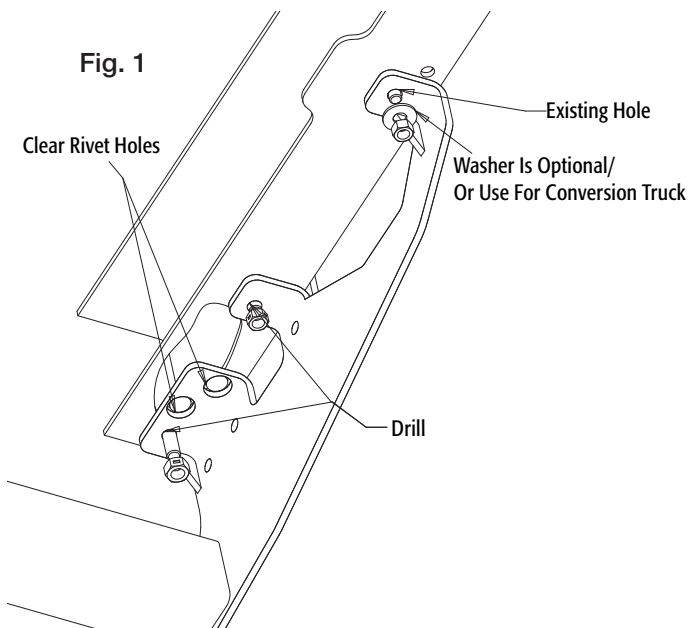
### Applications:

2009 to current Ford F-350 Super-Duty Cab & Chassis with 34 inch Wide Frame  
2009 to current Ford F-450 & F-550 Cab & Chassis with 34 inch Wide Frame

### Capacity

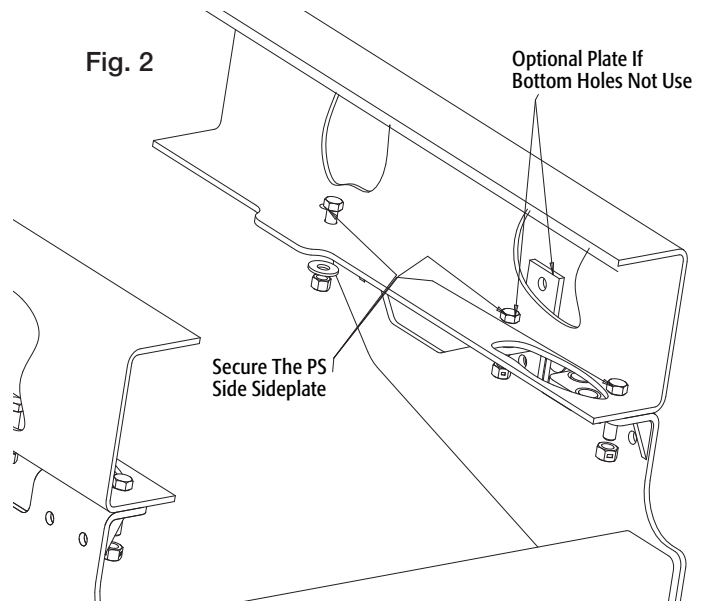
16,000 lbs. MGTW  
1,600 lbs. MVL

**1.** Place the Hitch so the large holes in the bracket are over the flat rivet heads in the frame and the hitch is resting flat against the frame. Make sure the hitch is center and clamp it down.



**2.** Using the bracket as a template, mark all the holes with appropriate marking tools. (You may have to spray with paint color to better see the location).  
**3.** After marking, unclamp the hitch from the frame. Start on the driver-side of the truck, drill .593" for the hole toward the rear. Drill the next two holes .531 inch drill. Repeat for the Passenger Side.

**4.** Position the hitch back onto the frame and align them with the newly drilled holes. On the PS side, secure the rear hole with one 9/16" bolt and nut. Secure the other holes with the 1/2" bolts and nuts as needed. (There may be extra bolts-nuts, for other options models.)



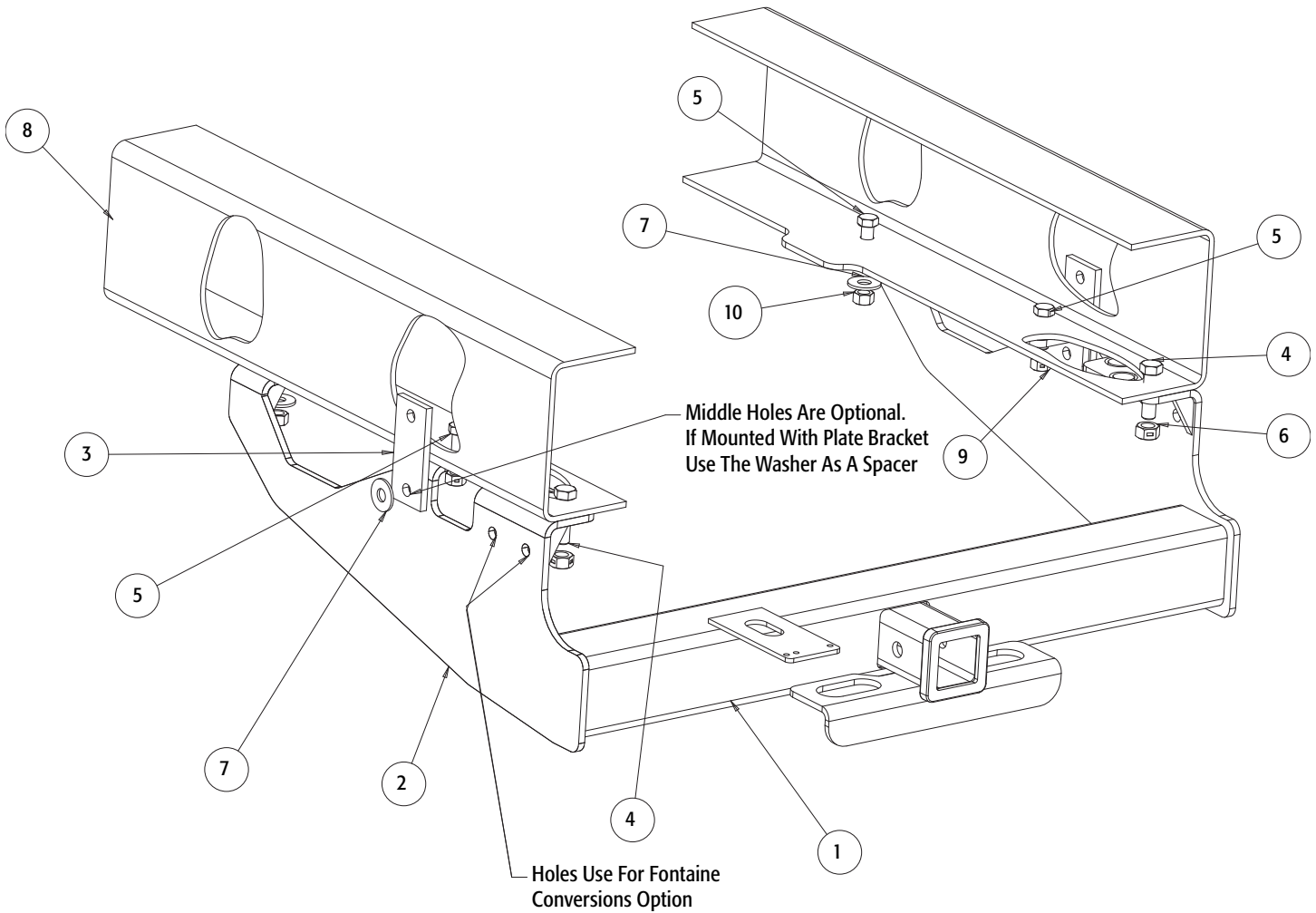
**5.** Torque all fasteners as recommended per ASTM standard. Re-torque after approximately five hours of use.

**6.** For **Fontaine Conversion** continue below.

**7.** Using the 1/2" hardware, bolt the hitch to the plates that extend down below the frame, at the rear of the frame. Use 2 bolts, flat washers, lockwashers and nuts per side.

### WARRANTY

Buyers Products Co. warrants all truck/trailer hardware manufactured or distributed by it, to be free from defects in material and workmanship for a period of one year from date of shipment. Parts must be properly installed and used under normal conditions. Any product which has been altered, including modification, misuse, accident or lack of maintenance will not be considered under warranty. Normal wear is excluded. The sole responsibility of Buyers Products Co. under this warranty is limited to repairing or replacing any part or parts which are returned, prepaid, and are found to be defective by Buyers Products Co. Authorization from Buyers Products Co. must be obtained before returning any part. No charges for transportation or labor performed on Buyers' products will be allowed under this warranty.



### Bill of Materials

ITEM	PART NO.	QTY.	DESCRIPTION
1	3016835/3016790	1	Hitch, Weld 2" Receiver, F350/F550
2	3016662	1	Side Plate, F-350 Hitch DS
3	3016665	2	Bracket, Side Attach
4	-	2	Screw, Hex HD Cap 9/16-18 x 2 Gr. 8 ZN
5	-	4	Screw, Hex HD 1/2-13 x 1-1/2 Gr. 8 ZC
6	-	2	Nut, Hex 9/16-18 Center Lock ZN
7	-	6	Washer, Flat, .500 x 1.38 x.14, ZN
8	-	1	F-350 Truck Frame
9	-	2	Locknut, Hex Hylock 1/2-13, Gr. 8 ZN
10	-	2	Nut, 1/2-13 Hex, Gr.5 ZP