

2021/22  
Winter

# BUYERS GUIDE


---



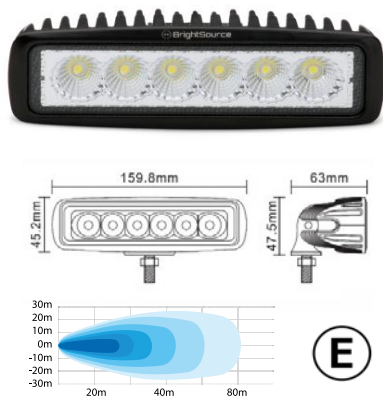
 **BrightSource**®  
LED  HID



| 4" SQUARE/4" ROUND | PART No. 791362F/891362F                    |
|--------------------|---|
| WATTAGE            | 36W   |
| VOLTAGE            | DC10-30V                                    |
| AMPERAGE 12V/24V   | 2.1A/1.1A                                   |
| COLOUR TEMPERATURE | 5700K                                       |
| THEORETICAL LUMENS | 3600lm                                      |
| ACTUAL LUMENS      | 3200lm                                      |
| LUX                | 1 lux @ 59m                                 |
| IP RATING          | IP68  |
| BEAM PATTERN       | 60° Flood Pattern                           |
| TEMPERATURE RANGE  | -45° · +60°C                                |
| HOUSING MATERIAL   | Aluminum Alloy                              |
| LENS MATERIAL      | Polycarbonate                               |
| DIMENSIONS         | 110mm x 47mm                                |
| CONNECTION         | DT Built in (whip sold separately PN 73350) |
| LED LIFESPAN       | 30000+ hrs                                  |
| CERTIFICATION      | CE ECE R10 RoHS                             |
| WARRANTY           | 3 Year Limited                              |



| 4" SQUARE HIGH OUTPUT | PART No. 791482F                   |
|-----------------------|------------------------------------|
| WATTAGE               | 48W                                |
| VOLTAGE               | DC10-30V                           |
| AMPERAGE 12V/24V      | 2.1A/1.1A                          |
| COLOUR TEMPERATURE    | 6000K                              |
| THEORETICAL LUMENS    | 3840lm                             |
| ACTUAL LUMENS         | 2554lm                             |
| LUX                   | 1 lux @ 68m                        |
| IP RATING             | IP68                               |
| BEAM PATTERN          | High Output Flood Pattern          |
| TEMPERATURE RANGE     | -45° · +60°C                       |
| HOUSING MATERIAL      | Aluminum Alloy                     |
| LENS MATERIAL         | Polycarbonate                      |
| DIMENSIONS            | 110 x 110 x 71mm                   |
| CONNECTION            | DT (whip sold separately PN 73350) |
| LED LIFESPAN          | 30000+ hrs                         |
| CERTIFICATION         | CE ECE R10 RoHS                    |
| WARRANTY              | 3 Year Limited                     |

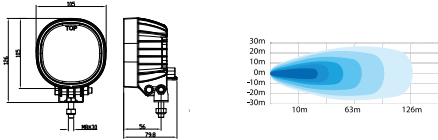


| 6" x 1.75" RECTANGULAR | PART No. 791154F                   |
|------------------------|------------------------------------|
| WATTAGE                | 9W                                 |
| VOLTAGE                | DC10-30V                           |
| AMPERAGE 12V/24V       | 1.5A/0.7A                          |
| COLOUR TEMPERATURE     | 5700K                              |
| THEORETICAL LUMENS     | 1540lm                             |
| ACTUAL LUMENS          | 946lm                              |
| LUX                    | 1 lux @ 36m                        |
| IP RATING              | IP67                               |
| BEAM PATTERN           | 90° Flood Pattern                  |
| TEMPERATURE RANGE      | -25° · +40°C                       |
| HOUSING MATERIAL       | Aluminum Alloy                     |
| LENS MATERIAL          | Polycarbonate                      |
| DIMENSIONS             | 160 x 45 x 63mm                    |
| CONNECTION             | DT (whip sold separately PN 73350) |
| LED LIFESPAN           | 30000+ hrs                         |
| CERTIFICATION          | ECE, RoHS                          |
| WARRANTY               | 3 Year Limited                     |



**NEW**

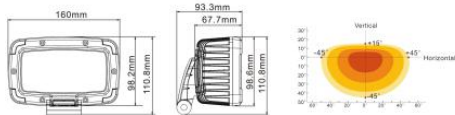
**E**



| 4" GRAPHENE SQUIRCLE | PART No. 891272F                   |
|----------------------|------------------------------------|
| WATTAGE              | 15W                                |
| VOLTAGE              | DC10-30V                           |
| AMPERAGE 12V/24V     | 1.21/0.59A                         |
| COLOUR TEMPERATURE   | 6000K                              |
| THEORETICAL LUMENS   | 2300lm                             |
| ACTUAL LUMENS        | 1218lm                             |
| LUX                  | 1 lux @ 26m                        |
| IP RATING            | IP67                               |
| BEAM PATTERN         | Diffused Flood                     |
| TEMPERATURE RANGE    | -40° - +50°C                       |
| HOUSING MATERIAL     | Graphene/PA66                      |
| LENS MATERIAL        | Polycarbonate                      |
| DIMENSIONS           | 126 x 105 x 80mm                   |
| CONNECTION           | DT (whip sold separately PN 73350) |
| LED LIFESPAN         | 30000+ hrs                         |
| CERTIFICATION        | CISPR25-Class5 ECE R10             |
| WARRANTY             | 3 Year Limited                     |



**E**



| 6.3" X 4.4" HIGH OUTPUT | PART No. 791082F                           |
|-------------------------|--|
| WATTAGE                 | 108W                                       |
| VOLTAGE                 | DC10-30V                                   |
| AMPERAGE 12V/24V        | 4A/2A                                      |
| COLOUR TEMPERATURE      | 6000K                                      |
| THEORETICAL LUMENS      | 11160lm                                    |
| ACTUAL LUMENS           | 6300lm                                     |
| LUX                     | 1 lux @ 57m                                |
| IP RATING               | IP68                                       |
| BEAM PATTERN            | High Output Flood Pattern                  |
| TEMPERATURE RANGE       | -45° - +60°C                               |
| HOUSING MATERIAL        | Lightweight Aluminum/Magnesium Alloy       |
| LENS MATERIAL           | Polycarbonate                              |
| MOUNTING BRACKET        | Multi-directional (Vertical or Horizontal) |
| DIMENSIONS              | 160 x 98 x 68mm                            |
| CONNECTION              | DT (whip sold separately PN 73350)         |
| LED LIFESPAN            | 30000+ hrs                                 |
| CERTIFICATION           | EMC CE ECE R10 RoHS                        |
| WARRANTY                | 3 Year Limited                             |



**E**

**TITANIUM SERIES**

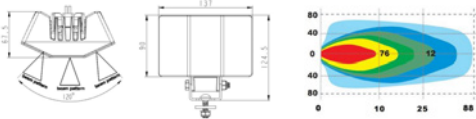


| 6.3" X 3.5" ZERO GLARE | PART No. 779150                      |
|------------------------|--------------------------------------|
| WATTAGE                | 60W                                  |
| VOLTAGE                | DC9-36V                              |
| AMPERAGE 12V/24V       | 5.5A/2.8A                            |
| COLOUR TEMPERATURE     | 5700K                                |
| THEORETICAL LUMENS     | 5600lm                               |
| ACTUAL LUMENS          | 4400lm                               |
| LUX                    | 1 lux @ 144m                         |
| IP RATING              | IP68                                 |
| BEAM PATTERN           | 100° x 40° Diffused Zero-Glare       |
| TEMPERATURE RANGE      | -40° - +60°C                         |
| HOUSING MATERIAL       | Aluminum Alloy                       |
| LENS MATERIAL          | Polycarbonate                        |
| DIMENSIONS             | 150 x 90 x 88mm                      |
| CONNECTION             | DT (whip sold separately PN 73350)   |
| LED LIFESPAN           | 50000+ hrs                           |
| CERTIFICATION          | CISPR36-Class 3 CE ECE R112/R10 RoHS |
| WARRANTY               | 5 Year Limited                       |



**E**

**TITANIUM**  
SERIES



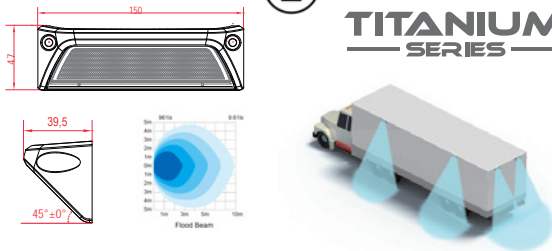
| 5.5" x 3.5" TRI-LITE | PART No. 790602                    |
|----------------------|------------------------------------|
| WATTAGE              | 60W                                |
| VOLTAGE              | DC9-36V                            |
| AMPERAGE 12V/24V     | 4.2A/2.1A                          |
| COLOUR TEMPERATURE   | 5700K                              |
| THEORETICAL LUMENS   | 5600lm                             |
| ACTUAL LUMENS        | 4600lm                             |
| LUX                  | 1 lux @ 88m                        |
| IP RATING            | IP68                               |
| BEAM PATTERN         | 35° x 120° Diffused                |
| TEMPERATURE RANGE    | -40° - +60°C                       |
| HOUSING MATERIAL     | Aluminum Alloy                     |
| LENS MATERIAL        | Lexan Polycarbonate                |
| DIMENSIONS           | 137 x 90 x 67.5mm                  |
| CONNECTION           | DT (Harness 72999 sold separately) |
| LED LIFESPAN         | 50000+ hrs                         |
| CERTIFICATION        | CISPR25-Class 3 ECE R10            |
| WARRANTY             | 3 Year Limited                     |



**NEW**

**E**

**TITANIUM**  
SERIES



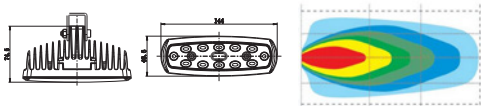
| 6" x 2" ANGLED SCENE | PART No. 791192F                   |
|----------------------|------------------------------------|
| WATTAGE              | 19W                                |
| VOLTAGE              | DC10-40V                           |
| AMPERAGE 12V/24V     | 1.54A/0.80A                        |
| COLOUR TEMPERATURE   | 5700K                              |
| THEORETICAL LUMENS   | 4133lm                             |
| ACTUAL LUMENS        | 2296lm                             |
| LUX                  | 9.61 lux @ 10m                     |
| IP RATING            | IP68                               |
| BEAM PATTERN         | 35° x 120° Diffused                |
| TEMPERATURE RANGE    | -40° - +60°C                       |
| HOUSING MATERIAL     | Aluminum Alloy                     |
| LENS MATERIAL        | Lexan Polycarbonate                |
| DIMENSIONS           | 150 x 47 x 39.5mm                  |
| CONNECTION           | DT (Harness 72999 sold separately) |
| LED LIFESPAN         | 30000+ hrs                         |
| CERTIFICATION        | ECE R10                            |
| WARRANTY             | 3 Year Limited                     |




**E**

Sold in pairs

**TITANIUM**  
SERIES



| 6" x 2" BACK-UP/AREA | PART No. 776152     |
|----------------------|---------------------|
| WATTAGE              | 14W                 |
| VOLTAGE              | DC9-30V             |
| AMPERAGE 12V/24V     | 1.1A/0.56A          |
| COLOUR TEMPERATURE   | 6500K               |
| THEORETICAL LUMENS   | 1960lm              |
| ACTUAL LUMENS        | 1862lm              |
| LUX                  | 1lux @ 25m          |
| IP RATING            | IP68 with breather  |
| BEAM PATTERN         | 140° Flood          |
| TEMPERATURE RANGE    | -40° - +60°C        |
| HOUSING MATERIAL     | Aluminum Alloy      |
| LENS MATERIAL        | Lexan Polycarbonate |
| DIMENSIONS           | 144 x 50 x 75mm     |
| CONNECTION           | DT (Whips included) |
| LED LIFESPAN         | 50000+ hrs          |
| CERTIFICATION        | ECE R23/R10 RoHS    |
| WARRANTY             | 3 Year Limited      |



| 5" EXTREME DUTY    | PART No. 795401         |
|--------------------|-------------------------|
| WATTAGE            | 40W                     |
| VOLTAGE            | DC10-32V                |
| AMPERAGE 12V/24V   | 3.6A/1.6A               |
| COLOUR TEMPERATURE | 6500K                   |
| THEORETICAL LUMENS | 5400lm                  |
| ACTUAL LUMENS      | 4590lm                  |
| LUX                | 1lux @ 87m              |
| IP RATING          | IP68                    |
| BEAM PATTERN       | 50° Flood               |
| TEMPERATURE RANGE  | -40° · +60°C            |
| HOUSING MATERIAL   | Aluminum Alloy          |
| LENS MATERIAL      | Lexan Polycarbonate     |
| DIMENSIONS         | 122 x 125 x 65mm        |
| CONNECTION         | DT                      |
| LED LIFESPAN       | 50000+ hrs              |
| CERTIFICATION      | CISPR25 ECE R10 CE RoHS |
| WARRANTY           | 5 Year Limited          |

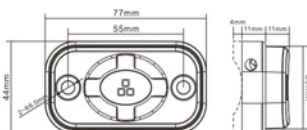
See next page for heated version (795401H)



| 8.5" EXTREME DUTY HO | PART No. 891203F        |
|----------------------|-------------------------|
| WATTAGE              | 120W                    |
| VOLTAGE              | DC9-32V                 |
| AMPERAGE 12V/24V     | 10A/5A                  |
| COLOUR TEMPERATURE   | 6000K                   |
| THEORETICAL LUMENS   | 10800lm                 |
| ACTUAL LUMENS        | 8740lm                  |
| LUX                  | 1lux @ 67m              |
| IP RATING            | IP68                    |
| BEAM PATTERN         | Flood                   |
| TEMPERATURE RANGE    | -40° · +105°C           |
| HOUSING MATERIAL     | Aluminum Alloy          |
| LENS MATERIAL        | Optical Polycarbonate   |
| DIMENSIONS           | 220 x 152 x 91mm        |
| CONNECTION           | DT                      |
| LED LIFESPAN         | 50000+ hrs              |
| CERTIFICATION        | CISPR25 ECE R10 CE RoHS |
| WARRANTY             | 3 Year Limited          |



Mounting pads for curved & flat surfaces included




| 3" x 1.75" CLEARANCE/ROCK | PART No. 78215 |
|---------------------------|----------------|
| WATTAGE                   | 9W             |
| VOLTAGE                   | DC10-40V       |
| AMPERAGE 12V/24V          | 0.38A/0.19A    |
| COLOUR TEMPERATURE        | 5700K          |
| THEORETICAL LUMENS        | 810lm          |
| ACTUAL LUMENS             | 411lm          |
| LUX                       | 9.61 lux @ 10m |
| IP RATING                 | IP68           |
| BEAM PATTERN              | 90° Flood      |
| TEMPERATURE RANGE         | -40° · +60°C   |
| HOUSING MATERIAL          | Aluminum Alloy |
| LENS MATERIAL             | Polycarbonate  |
| DIMENSIONS                | 77 x 44 x 11mm |
| CONNECTION                | Pigtail        |
| LED LIFESPAN              | 30000+ hrs     |
| CERTIFICATION             |                |
| WARRANTY                  | 3 Year Limited |

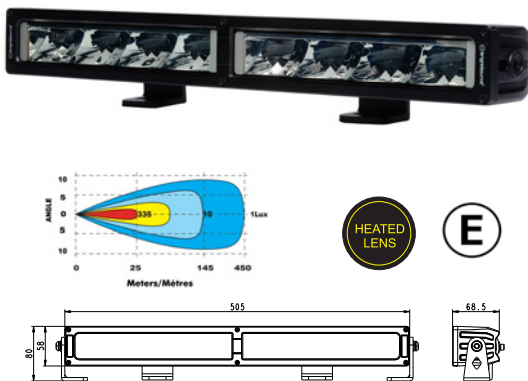


| 5" EXTREME DUTY HEATED    | PART No. 795401H        |
|---------------------------|-------------------------|
| WATTAGE                   | 40W                     |
| VOLTAGE                   | DC10-32V                |
| AMPERAGE 12V/24V          | 3.6A/1.6A               |
| COLOUR TEMPERATURE        | 6500K                   |
| THEORETICAL LUMENS        | 5400lm                  |
| ACTUAL LUMENS             | 4590lm                  |
| LUX                       | 1lux @ 87m              |
| IP RATING                 | IP68                    |
| BEAM PATTERN              | 50° Flood               |
| PATENTED SNOW MELT SYSTEM | Yes                     |
| TEMPERATURE RANGE         | -40° - +60°C            |
| HOUSING MATERIAL          | Aluminum Alloy          |
| LENS MATERIAL             | Lexan Polycarbonate     |
| DIMENSIONS                | 122 x 125 x 65mm        |
| CONNECTION                | DT                      |
| LED LIFESPAN              | 50000+ hrs              |
| CERTIFICATION             | CISPR25 ECE R10 CE RoHS |
| WARRANTY                  | 5 Year Limited          |

See previous page for non-heated version (795401)



| SNOW PLOW HEADLIGHT HEATED  | PART No. 791000                                |
|-----------------------------|--|
| WATTAGE                     | 20W Low Beam 38W High Beam                     |
| VOLTAGE                     | DC9-32V  |
| AMPERAGE 12V/24V            | 4.2A/2.0A                                      |
| COLOUR TEMPERATURE          | 5700K  |
| LUMENS                      | 1800lm Low Beam 3600lm High Beam               |
| REVERSE POLARITY PROTECTION | Yes  |
| IP RATING                   | IP68   |
| BEAM PATTERN                | SAE/DOT High/Low Beam Headlight                |
| PATENTED SNOW MELT SYSTEM   | Yes  |
| MOUNTING BRACKET            | Multi-directional (Turn signal also multi-fit) |
| TEMPERATURE RANGE           | -40° - +105°C                                  |
| HOUSING MATERIAL            | Aluminum Alloy                                 |
| LENS MATERIAL               | Tempered Glass                                 |
| DIMENSIONS                  | 150 x 150 x 80mm                               |
| CONNECTION                  | Harness included                               |
| LED LIFESPAN                | 50000+ hrs                                     |
| CERTIFICATION               | SAE/DOT CISPR25 ECE R10 CE RoHS                |
| WARRANTY                    | 3 Year Limited                                 |



| 20" LED BAR HEATED        | PART No. 781202H                                    |
|---------------------------|---|
| WATTAGE                   | LED Only 96W · Heating System 40W                   |
| VOLTAGE                   | DC9-30V   |
| AMPERAGE 12V/24V          | LED Only 5.8A/2.9A · LED and Heat System 10.2A/4.6A |
| COLOUR TEMPERATURE        | 6000K   |
| THEORETICAL LUMENS        | 8900lm  |
| ACTUAL LUMENS             | 7500lm  |
| LUX                       | 1lux @ 450m   |
| IP RATING                 | IP68  |
| BEAM PATTERN              | Driving   |
| PATENTED SNOW MELT SYSTEM | Yes   |
| TEMPERATURE RANGE         | -40° - +60°C  |
| HOUSING MATERIAL          | Aluminum Alloy                                      |
| LENS MATERIAL             | Tempered Glass                                      |
| DIMENSIONS                | 505 x 58 x 68.5mm                                   |
| CONNECTION                | Harness included                                    |
| LED LIFESPAN              | 50000+ hrs  |
| CERTIFICATION             | ECE R112/R10 CE RoHS                                |
| WARRANTY                  | 5 Year Limited                                      |

## CUBE LIGHT COMPARISON

Traditional Style  
12W  
Now Discontinued

RFB Titanium  
20W  
Same reflector size as Traditional  
with a smaller housing and almost  
double the output

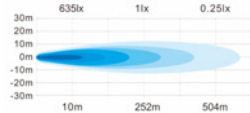
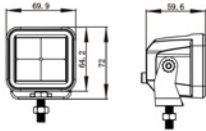
SFB Titanium  
40W  
Largest reflector with a slightly larger  
housing. Massive light output!

SAE/DOT Approved  
25W  
Fog or Driving  
White or Yellow Beam  
Same housing size as Traditional



## TITANIUM SERIES CUBE

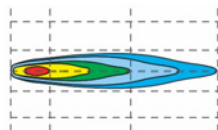
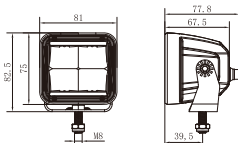
PART No. 74006



| PART NO.                    | RFB 74006            | SFB 76006        |
|-----------------------------|----------------------|------------------|
| VOLTAGE                     | 10-30V DC            | 10-30V DC        |
| WATTAGE                     | 20W                  | 40W              |
| COLOUR TEMPERATURE          | 5700K                | 5700K            |
| THEORETICAL LUMEN           | 1920lm               | 4800lm           |
| ACTUAL LUMEN                | 1751lm               | 3317lm           |
| 1 LUX @                     | 254m                 | 271m             |
| IP-CLASS                    | IP67                 | IP67             |
| BEAM PATTERN                | Spot                 | Spot             |
| CONNECTION                  | DT                   | DT               |
| HARNES                      | Included             | Included         |
| MATERIAL HOUSING            | Aluminum Alloy       | Aluminum Alloy   |
| MATERIAL LENS               | Polycarbonate        | Polycarbonate    |
| DIMENSIONS                  | 69.9 x 64.2 x 59.6mm | 81 x 75 x 67.5mm |
| ELECTRONIC HEAT MANAGEMENT  | Yes                  | Yes              |
| OVER/UNDER VOLT PROTECTION  | Yes                  | Yes              |
| REVERSE POLARITY PROTECTION | Yes                  | Yes              |
| OPERATING TEMPERATURE       | -40°C - +60°C        | -40°C - +60°C    |
| LED LIFESPAN                | 30000+ hrs           | 30000+ hrs       |
| WARRANTY                    | 5 Year Limited       | 5 Year Limited   |



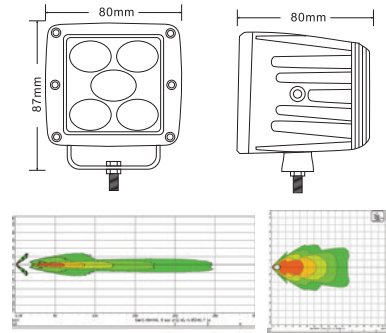
PART No. 76006



# TITANIUM SERIES



**REGULAR  
MOUNT**



**Driving Pattern**  
75001 (White)  
75003 (Yellow)

**Fog Pattern**  
75001F (White)  
75003F (Yellow)



**FLUSH  
MOUNT**



**Driving Pattern**  
75002 (White)  
75004 (Yellow)

**Fog Pattern**  
75002F (White)  
75004F (Yellow)

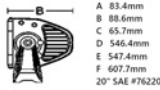
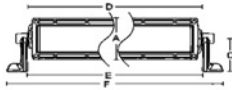
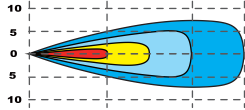
| PART NO.                     | 75001/75002          | 75001F/75002F  | 75003/75004           | 75003F/75004F   |
|------------------------------|----------------------|----------------|-----------------------|-----------------|
| <b>VOLTAGE</b>               | 10-30V DC            | 10-30V DC      | 10-30V DC             | 10-30V DC       |
| <b>WATTAGE</b>               | 25W                  | 25W            | 25W                   | 25W             |
| <b>AMPERAGE 12V/24V</b>      | 1.7A/0.8A            | 1.7A/0.8A      | 1.6A/0.8A             | 1.6A/0.8A       |
| <b>THEORETICAL LUMEN</b>     | 2700lm               | 1470lm         | 1350lm                | 1350lm          |
| <b>ACTUAL LUMEN</b>          | 1043lm               | 1009lm         | 620lm                 | 762lm           |
| <b>1 LUX @</b>               | 217m                 | 195m           | 247m                  | 54m             |
| <b>IP-CLASS</b>              | IP67/IP69K           | IP67/IP69K     | IP67/IP69K            | IP67/IP69K      |
| <b>BEAM PATTERN</b>          | Spot/Driving (White) | Fog (White)    | Spot/Driving (Yellow) | Fog (Yellow)    |
| <b>CONNECTION</b>            | DT                   | DT             | DT                    | DT              |
| <b>HARNESS</b>               | Included             | Included       | Included              | Included        |
| <b>MATERIAL HOUSING</b>      | Aluminum Alloy       | Aluminum Alloy | Aluminum Alloy        | Aluminum Alloy  |
| <b>MATERIAL LENS</b>         | Polycarbonate        | Polycarbonate  | Polycarbonate         | Polycarbonate   |
| <b>DIMENSIONS</b>            | 80 x 80 x 80mm       | 80 x 80 x 80mm | 80 x 87 x 80 mm       | 80 x 87 x 80 mm |
| <b>LED LIFESPAN</b>          | 30000+ hrs           | 30000+ hrs     | 30000+ hrs            | 30000+ hrs      |
| <b>OPERATING TEMPERATURE</b> | -40°C - +50°C        | -20°C - +45°C  | -20°C - +45°C         | -20°C - +45°C   |
| <b>CERTIFICATION</b>         | SAE/DOT J581         | SAE/DOT J583   | SAE/DOT J581          | SAE/DOT J583    |
| <b>WARRANTY</b>              | 5 Year Limited       | 5 Year Limited | 5 Year Limited        | 5 Year Limited  |

STREET LEGAL ANYWHERE IN NORTH AMERICA  
COVERS AVAILABLE for 75001 IN DIFFERENT COLOURS See Page 20



# BUYERS GUIDE

# TRADITIONAL SAE & E-APPROVED LED BAR



A 83.4mm  
B 88.6mm  
C 65.7mm  
D 546.4mm  
E 547.4mm  
F 607.7mm  
20" SAE #76220

### 20" DOUBLE ROW (SAE/DOT)

### PART No. 76220

|                    |                       |
|--------------------|-----------------------|
| VOLTAGE            | DC10-30V              |
| WATTAGE            | 100W                  |
| COLOUR TEMPERATURE | 6000k                 |
| THEORETICAL LUMENS | 7068lm                |
| ACTUAL LUMENS      | 1350lm                |
| LUX                | 1 lux @ 251m          |
| IP RATING          | IP67 w/Breather       |
| BEAM PATTERN       | SAE/DOT Driving       |
| TEMPERATURE RANGE  | -40° · +60°C          |
| HOUSING MATERIAL   | Aluminum Alloy        |
| LENS MATERIAL      | Lexan Polycarbonate   |
| MOUNTING BRACKET   | Die-Cast Aluminum     |
| DIMENSIONS         | 546.4 x 88.6 x 65.7mm |
| CONNECTION         | Harness included      |
| LED LIFESPAN       | 50000+ hrs            |
| CERTIFICATION      | SAE/DOT               |
| WARRANTY           | 5 Year Limited        |


STREET LEGAL ANYWHERE IN NORTH AMERICA



Part No. 72006E (6")



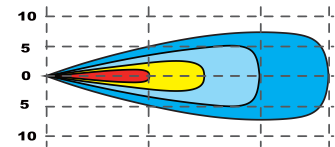
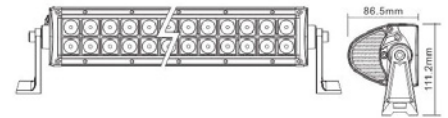
Part No. 72012E (12")



TWO MOUNTING OPTIONS



Part No. 72020E (20")



| PART NO.              | 72006E                 | 72012E                 | 72020E                 |
|-----------------------|------------------------|------------------------|------------------------|
| VOLTAGE               | 10-30V DC              | 10-30V DC              | 10-30V DC              |
| WATTAGE               | 36W                    | 72W                    | 120W                   |
| THEORETICAL LUMEN     | 3240lm                 | 6480lm                 | 10800lm                |
| ACTUAL LUMEN          | 1403lm                 | 2635lm                 | 3935lm                 |
| 1 LUX @               | 312m                   | 431m                   | 406m                   |
| IP-CLASS              | IP67                   | IP67                   | IP67                   |
| BEAM PATTERN          | Driving                | Driving                | Driving                |
| CONNECTION            | DT                     | DT                     | DT                     |
| HARNESS               | Included               | Included               | Included               |
| LED LIFESPAN          | 50000+ hrs             | 50000+ hrs             | 50000+ hrs             |
| MOUNTING BRACKET      | Side & Bottom Included | Side & Bottom Included | Side & Bottom Included |
| MATERIAL HOUSING      | Aluminum Alloy         | Aluminum Alloy         | Aluminum Alloy         |
| MATERIAL LENS         | Polycarbonate          | Polycarbonate          | Polycarbonate          |
| DIMENSIONS            | 206 x 79 x 87mm        | 358 x 79 x 87mm        | 563 x 79 x 87mm        |
| OPERATING TEMPERATURE | -40°C · +60°C          | -40°C · +60°C          | -40°C · +60°C          |
| CERTIFICATION         | ECE R10, RoHS          | ECE R10, RoHS          | ECE R10, RoHS          |
| WARRANTY              | 5 Year Limited         | 5 Year Limited         | 5 Year Limited         |

STREET LEGAL IN CANADA EXCEPT IN AB SK MB

COVERS AVAILABLE IN DIFFERENT SIZES AND COLOURS See Page 19

HIGHEST OUTPUT / E-APPROVED



Part No. 771102 (10")

**TITANIUM**  
SERIES



Part No. 771202 (20")



Part No. 771302 (30")



Part No. 771252 (20" Angled Lens) RE



Part No. 772202 (20" Double Row)

| PART NO.  | 771102                 | 771202                 | 771302                 | 771252                 | 772202                 |
|---|------------------------|------------------------|------------------------|------------------------|------------------------|
| VOLTAGE   | 9-36V DC               | 9-36V DC               | 9-36V DC               | 9-36V DC               | 9-36V DC               |
| WATTAGE   | 45W                    | 90W                    | 135W                   | 90W                    | 180W                   |
| THEORETICAL LUMEN                                   | 4050lm                 | 8100lm                 | 12200lm                | 8100lm                 | 16400lm                |
| ACTUAL LUMEN  | 3280lm                 | 6950lm                 | 9800lm                 | 6950lm                 | 14000lm                |
| 1 LUX @   | 360m                   | 448m                   | 491m                   | 450m                   | 607m                   |
| IP-CLASS  | IP68 w/breather        | IP68 w/breather        | IP68 w/breather        | IP68 w/breather        | IP68 w/breather        |
| BEAM PATTERN  | Driving                | Driving                | Combo                  | Driving                | Combo                  |
| CONNECTION  | DT (Whip included)     | DT (Whip included)     | DT (Whip included)     | DT (Whip included)     | DTP (Whip included)    |
| HARNESS (Sold Separately)                           | 72999                  | 72999                  | 72999                  | 72999                  | 73300                  |
| MATERIAL HOUSING                                    | Aluminum Alloy         | Aluminum Alloy         | Aluminum Alloy         | Aluminum Alloy         | Aluminum Alloy         |
| MATERIAL LENS                                       | Lexan Polycarbonate    | Lexan Polycarbonate    | Lexan Polycarbonate    | Lexan Polycarbonate    | Lexan Polycarbonate    |
| LENGTH  | 272 mm                 | 515 mm                 | 758mm                  | 518 mm                 | 525 mm                 |
| DEPTH   | 68 mm                  | 68 mm                  | 69.8 mm                | 81 mm                  | 80 mm                  |
| HEIGHT  | 38.5 mm                | 38.5 mm                | 38.5 mm                | 38.5 mm                | 68 mm                  |
| ELECTRONIC HEAT MANAGEMENT                          | Yes                    | Yes                    | Yes                    | Yes                    | Yes                    |
| MOUNTING BRACKET                                    | Side & Bottom Included | Side & Bottom Included | Side & Bottom Included | Side & Bottom Included | Side & Bottom Included |
| REVERSE POLARITY PROTECTION                         | Yes                    | Yes                    | Yes                    | Yes                    | Yes                    |
| OPERATING TEMPERATURE                               | -40°C · +60°C          | -40°C · +60°C          | -40°C · +60°C          | -40°C · +60°C          | -40°C · +60°C          |
| CERTIFICATION                                       | ECE R112, R7, R65      | ECE R112, R7, R65      | ECE R112, R7, R65      | ECE R112, R7, R65      | ECE R112, R7, R65      |
| WARRANTY  | 5 Year Limited         | 5 Year Limited         | 5 Year Limited         | 5 Year Limited         | 5 Year Limited         |
| CENTRE CONNECT KIT (For joining two lamps together) | 771000                 | 772000                 | 772000                 | 772000                 | N/A                    |



Part No. 72206 (6") CDN



Part No. 72210 (10")



Part No. 72220 (20")



Part No. 72230 (30")



**Wind Noise/Whistle Eliminator**  
 For any BrightSource City Series, Off Road  
 or E-code Double Row Light Bar  
 Fits Straight or Curved Bars  
 Does not fit ECO2 LED Bars  
 Sold individually

Part No. 74500 CDN

| PART NO                   | 72206              | 72210              | 72220              | 72230              |
|---------------------------|--------------------|--------------------|--------------------|--------------------|
| VOLTAGE                   | 9-36V DC           | 9-36V DC           | 9-36V DC           | 9-36V DC           |
| WATTAGE                   | 18W                | 30W                | 60W                | 90W                |
| THEORETICAL LUMEN         | 2010lm             | 5016lm             | 8360lm             | 11400lm            |
| ACTUAL LUMEN              | 1170lm             | 1950lm             | 3925lm             | 5880lm             |
| LUX                       | 682 @ 6m           | 1280 @ 6m          | 2610 @ 6m          | 6920 @ 6m          |
| IP-CLASS                  | IP68               | IP68               | IP68               | IP68               |
| BEAM PATTERN              | Combo              | Combo              | Combo              | Combo              |
| CONNECTION                | DT (Whip included) | DT (Whip included) | DT (Whip included) | DT (Whip included) |
| HARNESS (Sold Separately) | 72999              | 72999              | 72999              | 72999              |
| MATERIAL HOUSING          | Aluminum Alloy     | Aluminum Alloy     | Aluminum Alloy     | Aluminum Alloy     |
| MATERIAL LENS             | Polycarbonate      | Polycarbonate      | Polycarbonate      | Polycarbonate      |
| LENGTH                    | 208.4mm            | 310mm              | 564mm              | 818mm              |
| DEPTH                     | 49.8mm             | 49.8mm             | 49.8mm             | 49.8mm             |
| HEIGHT                    | 74.9mm             | 74.9mm             | 74.9mm             | 74.9mm             |
| OPERATING TEMPERATURE     | -40°C · +45°C      | -40°C · +45°C      | -40°C · +45°C      | -40°C · +60°C      |
| WARRANTY                  | 3 Year Limited     | 3 Year Limited     | 3 Year Limited     | 3 Year Limited     |

Harness adapters and harnesses available separately. See page 18.

# BUYERS GUIDE

# CURVED ECONOMICAL LED BAR



Part No. 72520 (20")



Part No. 72540 (40")



Part No. 72530 (30")



| PART NO.                  | 72520                  | 72530                  | 72540                  |
|---------------------------|------------------------|------------------------|------------------------|
| VOLTAGE                   | 9-36V DC               | 9-36V DC               | 9-36V DC               |
| WATTAGE                   | 60W                    | 90W                    | 120W                   |
| THEORETICAL LUMEN         | 8360lm                 | 12540lm                | 16720lm                |
| ACTUAL LUMEN              | 3925lm                 | 5880lm                 | 7880lm                 |
| LUX                       | 2610 @ 6m              | 3920 @ 6m              | 5200 @ 6m              |
| IP-CLASS                  | IP68                   | IP68                   | IP68                   |
| BEAM PATTERN              | Combination            | Combination            | Combination            |
| CONNECTION                | DT (Whip included)     | DT (Whip included)     | DT (Whip included)     |
| HARNESS (Sold Separately) | 72999                  | 72999                  | 72999                  |
| LED LIFESPAN              | 50000+ hrs             | 50000+ hrs             | 50000+ hrs             |
| MOUNTING BRACKET          | Side & Bottom Included | Side & Bottom Included | Side & Bottom Included |
| MATERIAL HOUSING          | Aluminum Alloy         | Aluminum Alloy         | Aluminum Alloy         |
| MATERIAL LENS             | Polycarbonate          | Polycarbonate          | Polycarbonate          |
| DIMENSIONS                | 564 x 74.9 x 49.8mm    | 818 x 74.9 x 49.8mm    | 1074 x 74.9 x 49.8mm   |
| OPERATING TEMPERATURE     | -40°C - +45°C          | -40°C - +45°C          | -40°C - +45°C          |
| CERTIFICATION             | NA                     | NA                     | NA                     |
| WARRANTY                  | 3 Year Limited         | 3 Year Limited         | 3 Year Limited         |

Harness adapters and harnesses available separately. See page 18.

## MOUNTING BRACKETS

### CUSTOM BRACKETS



### UNIVERSAL BRACKETS



| PART NO. | DESCRIPTION   |
|----------|---|
| 212007   | Jeep JK Bracket Kit for 10" or 20" Light Bar (bottom of grille) |
| 211235   | F150 2015+; F250/350 2017+ Bracket Kit (1 Cube Light/side)      |
| 221715   | F250/350 2017+ Bracket Kit (2 Cube Lights/side)                 |
| 200875   | Universal 7/8" Tube Mount Bracket Kit                           |
| 200100   | Universal 1.0" Tube Mount Bracket Kit                           |
| 200125   | Universal 1.25" Tube Mount Bracket Kit                          |
| 200150   | Universal 1.5" Tube Mount Bracket Kit                           |
| 200175   | Universal 1.75" Tube Mount Bracket Kit                          |
| 200200   | Universal 2.0" Tube Mount Bracket Kit                           |
| 200250   | Universal 2.5" Tube Mount Bracket Kit                           |
| 200300   | Universal 3.0" Tube Mount Bracket Kit                           |
| 200423B  | 23"x 1.25" Universal License Plate Bracket (Stainless Black)    |
| 200423P  | 23"x 1.25" Universal License Plate Bracket (Stainless Polished) |

# BUYERS GUIDE

# SIBERIA SINGLE ROW LED BAR

HIGH POWERED WHITE MAIN BEAM WITH SWITCHABLE WHITE / AMBER POSITION LIGHT



Part No. 809170 (12")



Part No. 809171 (22")



Part No. 809172 (32")



Part No. 809173 (42")



Part No. 809174 (50")

| PART NO                  | 809170               | 809171               | 809172               | 809173               | 809174               |
|--------------------------|----------------------|----------------------|----------------------|----------------------|----------------------|
| VOLTAGE                  | 9-32V DC             | 9-32V DC             | 9-32V DC             | 9-32V DC             | 9-32V DC             |
| WATTAGE                  | 47W                  | 95W                  | 146W                 | 199W                 | 241W                 |
| THEORETICAL LUMEN        | 4000lm               | 8000lm               | 12000lm              | 16000lm              | 19200lm              |
| ACTUAL LUMEN             | 3105lm               | 5676lm               | 8039lm               | 9472lm               | 11146lm              |
| 1 LUX @                  | 425m                 | 550m                 | 520m                 | 533m                 | 525m                 |
| IP-CLASS                 | IP67/IP69K           | IP67/IP69K           | IP67/IP69K           | IP67/IP69K           | IP67/IP69K           |
| BEAM PATTERN             | Combo                | Combo                | Combo                | Combo                | Combo                |
| POSITION LIGHT           | Yes, amber and white | Yes, amber and white | Yes, amber and white | Yes, amber and white | Yes, amber and white |
| CONNECTION               | DT-4                 | DT-4                 | DT-4                 | DT-4                 | DT-4                 |
| CABLE LENGTH             | 500mm                | 500mm                | 500mm                | 500mm                | 500mm                |
| MATERIAL HOUSING         | Aluminum Alloy       | Aluminum Alloy       | Aluminum Alloy       | Aluminum Alloy       | Aluminum Alloy       |
| MATERIAL LENS            | Polycarbonate        | Polycarbonate        | Polycarbonate        | Polycarbonate        | Polycarbonate        |
| LENGTH                   | 300.6mm              | 555.6mm              | 813.6mm              | 1065.6mm             | 1269.6mm             |
| DEPTH                    | 55.5mm               | 55.5mm               | 55.5mm               | 55.5mm               | 55.5mm               |
| HEIGHT                   | 45mm                 | 45mm                 | 45mm                 | 45mm                 | 45mm                 |
| HEIGHT INCLUDING BRACKET | 65mm                 | 65mm                 | 65mm                 | 65mm                 | 65mm                 |
| OPERATING TEMPERATURE    | -20°C · +45°C        | -20°C · +45°C        | -20°C · +45°C        | -20°C · +45°C        | -20°C · +45°C        |
| CERTIFICATION            | ECE R112             | ECE R112             | ECE R112             | ECE R112             | ECE R112             |
| EMC-CERTIFICATE          | ECE R10              | ECE R10              | ECE R10              | ECE R10              | ECE R10              |

Harness adapters and harnesses available separately. See page 18.

**SWEDISH DESIGN** *BRIGHTSOURCE QUALITY*

HIGH POWERED WHITE MAIN BEAM WITH SWITCHABLE WHITE / AMBER POSITION LIGHT



Part No. 809180 (12")



Part No. 809181 (22")



Part No. 809182 (32")



Part No. 809183 (42")



Part No. 809184 (50")



| PART NO                  | 809180               | 809181               | 809182               | 809183               | 809184               |
|--------------------------|----------------------|----------------------|----------------------|----------------------|----------------------|
| VOLTAGE                  | 9-32V DC             | 9-32V DC             | 9-32V DC             | 9-32V DC             | 9-32V DC             |
| WATTAGE                  | 95W                  | 194W                 | 304W                 | 440W                 | 549W                 |
| THEORETICAL LUMEN        | 8000lm               | 16000lm              | 24000lm              | 32000lm              | 38400lm              |
| ACTUAL LUMEN             | 5078lm               | 10020lm              | 12876lm              | 16135lm              | 19267lm              |
| 1 LUX @                  | 529m                 | 538m                 | 543m                 | 557m                 | 573m                 |
| IP-CLASS                 | IP67/IP69K           | IP67/IP69K           | IP67/IP69K           | IP67/IP69K           | IP67/IP69K           |
| BEAM PATTERN             | Combo                | Combo                | Combo                | Combo                | Combo                |
| POSITION LIGHT           | Yes, amber and white | Yes, amber and white | Yes, amber and white | Yes, amber and white | Yes, amber and white |
| CONNECTION               | DT-4                 | DT-4                 | Cable                | Cable                | Cable                |
| CABLE LENGTH             | 500mm                | 500mm                | 2500mm               | 2500mm               | 2500mm               |
| MATERIAL HOUSING         | Aluminum Alloy       | Aluminum Alloy       | Aluminum Alloy       | Aluminum Alloy       | Aluminum Alloy       |
| MATERIAL LENS            | Polycarbonate        | Polycarbonate        | Polycarbonate        | Polycarbonate        | Polycarbonate        |
| LENGTH                   | 307mm                | 562mm                | 817mm                | 1072mm               | 1276mm               |
| DEPTH                    | 71,6mm               | 71,6mm               | 71,6mm               | 71,6mm               | 71,6mm               |
| HEIGHT                   | 76mm                 | 76mm                 | 76mm                 | 76mm                 | 76mm                 |
| HEIGHT INCLUDING BRACKET | 89mm                 | 89mm                 | 89mm                 | 89mm                 | 89mm                 |
| OPERATING TEMPERATURE    | -20°C · +45°C        | -20°C · +45°C        | -20°C · +45°C        | -20°C · +45°C        | -20°C · +45°C        |
| CERTIFICATION            | ECE R112             | ECE R112             | ECE R112             | ECE R112             | ECE R112             |
| EMC-CERTIFICATE          | ECE R10              | ECE R10              | ECE R10              | ECE R10              | ECE R10              |

Harness adapters and harnesses available separately. See page 18.

**SWEDISH DESIGN** *BRIGHTSOURCE QUALITY*

HIGH POWERED WHITE MAIN BEAM WITH SWITCHABLE WHITE / AMBER POSITION LIGHT

## UNIQUE STROBE WARNING FUNCTION



Part No. 809216 (12" Double Row)



Part No. 809217 (22" Double Row)



Part No. 809213 (32" Single Row)



Part No. 809214 (38" Single Row)

| PART NO.                 | 809216            | 809217            | 809213            | 809214            |
|--------------------------|-------------------|-------------------|-------------------|-------------------|
| VOLTAGE                  | 9-35V DC          | 9-35V DC          | 9-35V DC          | 9-35V DC          |
| WATTAGE                  | 46W               | 92W               | 87W               | 108W              |
| THEORETICAL LUMEN        | 8000lm            | 16000lm           | 12000lm           | 14400lm           |
| ACTUAL LUMEN             | 2924lm            | 5911lm            | 4979lm            | 5867lm            |
| 1 LUX @                  | 446m              | 432m              | 436m              | 452m              |
| IP-CLASS                 | IP67/IP69K        | IP67/IP69K        | IP67/IP69K        | IP67/IP69K        |
| BEAM PATTERN             | Combo             | Combo             | Combo             | Combo             |
| POSITION LIGHT           | White and amber   | White and amber   | White and amber   | White and amber   |
| CONNECTION               | Cable             | Cable             | Cable             | Cable             |
| CABLE LENGTH             | 2500 mm           | 2500 mm           | 2500 mm           | 2500 mm           |
| MATERIAL HOUSING         | Aluminum Alloy    | Aluminum Alloy    | Aluminum Alloy    | Aluminum Alloy    |
| MATERIAL LENS            | Polycarbonate     | Polycarbonate     | Polycarbonate     | Polycarbonate     |
| LENGTH                   | 307 mm            | 562 mm            | 810,6 mm          | 963,6 mm          |
| DEPTH                    | 71,6 mm           | 71,6 mm           | 55,5 mm           | 55,5 mm           |
| HEIGHT                   | 76 mm             | 76 mm             | 45 mm             | 45 mm             |
| HEIGHT INCLUDING BRACKET | 89 mm             | 89 mm             | 65 mm             | 65 mm             |
| OPERATING TEMPERATURE    | -20°C - +45°C     | -20°C - +45°C     | -20°C - +45°C     | -20°C - +45°C     |
| CERTIFICATION            | ECE R112, R7, R65 | ECE R112, R7, R65 | ECE R112, R7, R65 | ECE R112, R7, R65 |
| EMC-CERTIFICATE          | ECE R10           | ECE R10           | ECE R10           | ECE R10           |

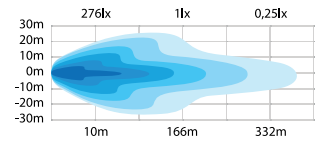
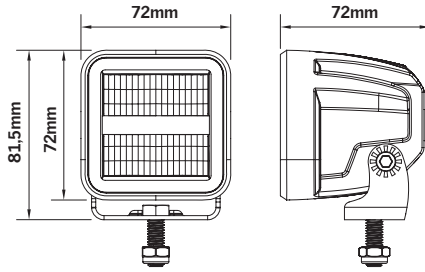
Harness adapters and harnesses available separately. See page 18.

SWEDISH DESIGN *BRIGHTSOURCE* QUALITY

# BUYERS GUIDE

# SIBERIA QUBE

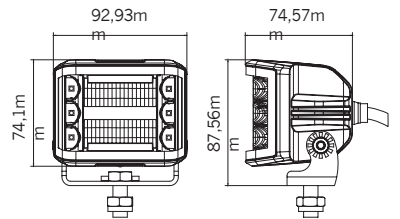
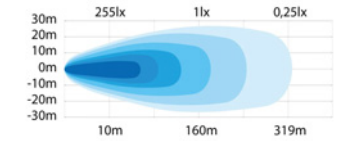
HIGH POWERED WHITE MAIN BEAM WITH SWITCHABLE WHITE / AMBER POSITION LIGHT



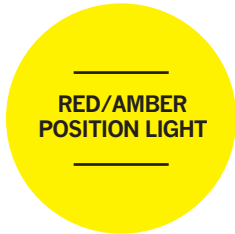
Part No. 809186 (Sold individually)

# SIBERIA RF SIDE SHOOTER WORK/SAFETY

HIGH POWERED WHITE MAIN BEAM / DUAL POSITION LIGHT / WARNING LIGHT



Part No. 809125 (Sold individually)



| PART NO.                 | 809186 SIBERIA QUBE | 809125 SIBERIA RED FOX |
|--------------------------|---------------------|------------------------|
| VOLTAGE                  | 9-35V DC            | 9-32V DC               |
| WATTAGE                  | 37W                 | 41W                    |
| THEORETICAL LUMEN        | 4800lm              | 8400lm                 |
| ACTUAL LUMEN             | 2949lm              | 3583lm                 |
| 1 LUX @                  | NA                  | 160m                   |
| IP-CLASS                 | IP67/IP69K          | IP67/IP69K             |
| BEAM PATTERN             | Combo               | Flood                  |
| POSITION LIGHT           | White and Amber     | Red and Amber          |
| CONNECTION               | DT-4                | DT-6                   |
| CABLE LENGTH             | 500 mm              | 500 mm                 |
| MATERIAL HOUSING         | Aluminum Alloy      | Aluminum Alloy         |
| MATERIAL LENS            | Polycarbonate       | Polycarbonate          |
| LENGTH                   | 72 mm               | 92.93 mm               |
| DEPTH                    | 72 mm               | 74.57 mm               |
| HEIGHT                   | 76 mm               | 74.1 mm                |
| HEIGHT INCLUDING BRACKET | 81.5 mm             | 81.5 mm                |
| OPERATING TEMPERATURE    | -20°C · +45°C       | -20°C · +45°C          |
| EMC-CERTIFICATE          | ECE R10             | ECE R10                |

Harness adapters and harnesses available separately. See page 18.

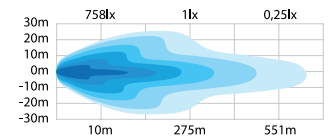
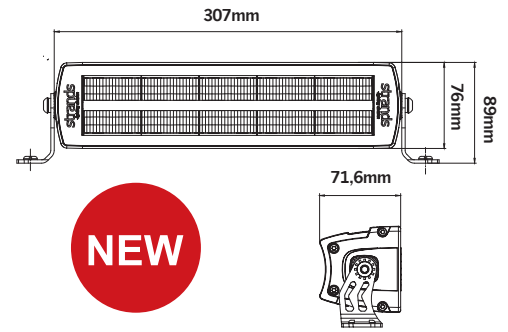




Part No. 809191 (Sold individually)

**SIBERIA RED TIGER 12" REAR LED BAR**

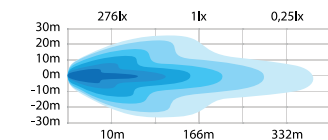
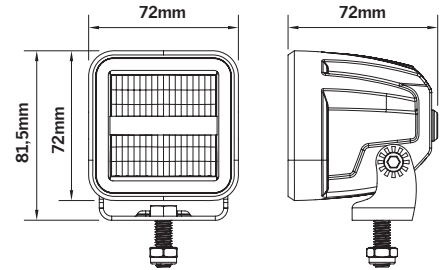
HIGH POWERED WHITE BACK-UP LIGHT WITH SWITCHABLE RED / AMBER POSITION LIGHT



Part No. 809206 (Sold individually)

**SIBERIA RED PANDA REAR CUBE LIGHT**

HIGH POWERED WHITE BACK-UP LIGHT WITH SWITCHABLE RED / AMBER POSITION LIGHT




| PART NO.                 | 809191 RED TIGER 12" | 809206 RED PANDA CUBE |
|--------------------------|----------------------|-----------------------|
| VOLTAGE                  | 10-40V DC            | 9-35V DC              |
| WATTAGE                  | 92W                  | 37W                   |
| THEORETICAL LUMEN        | 8000lm               | 4800lm                |
| ACTUAL LUMEN             | 5423lm               | 2949lm                |
| 1 LUX @                  | 275m                 | 166m                  |
| IP-CLASS                 | IP67/IP69K           | IP67/IP69K            |
| BEAM PATTERN             | Combo                | Combo                 |
| POSITION LIGHT           | Selectable Red/Amber | Selectable Red/Amber  |
| CONNECTION               | DT-4                 | DT-4                  |
| CABLE LENGTH             | 500 mm               | 500 mm                |
| MATERIAL HOUSING         | Aluminum Alloy       | Aluminum Alloy        |
| MATERIAL LENS            | Polycarbonate        | Polycarbonate         |
| LENGTH                   | 307 mm               | 72 mm                 |
| DEPTH                    | 71,6 mm              | 72 mm                 |
| HEIGHT                   | 76 mm                | 72 mm                 |
| HEIGHT INCLUDING BRACKET | 89 mm                | 81.5 mm               |
| OPERATING TEMPERATURE    | -20°C · +45°C        | -20°C · +45°C         |
| EMC-CERTIFICATE          | ECE R10              | ECE R10               |

Harness adapters and harnesses available separately. See page 18.

**SWEDISH DESIGN** *BRIGHTSOURCE* QUALITY

HIGH POWERED MAIN BEAM WITH SWITCHABLE WHITE / AMBER POSITION LIGHT  
E-APPROVED / 7" or 9" / WHITE (NIGHT RANGER) or YELLOW (BUSH RANGER)

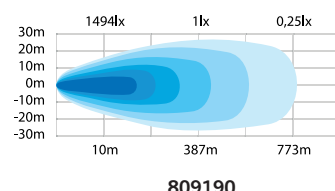
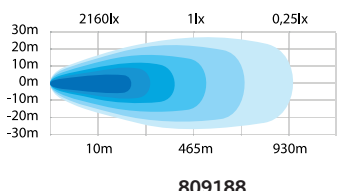
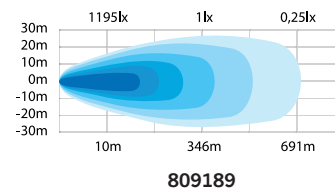
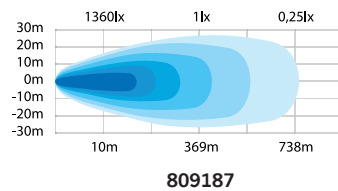
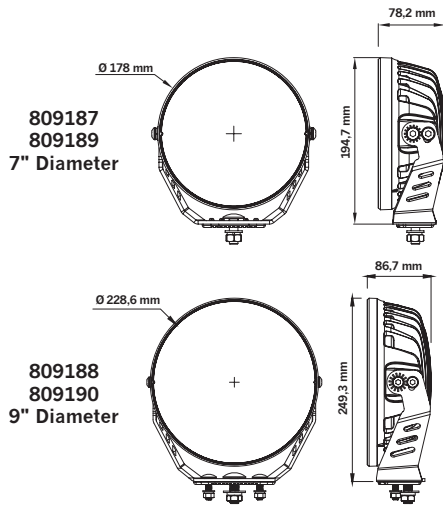


Part No. 809187  
NIGHT RANGER 7"  
(Sold individually)

Part No. 809188  
NIGHT RANGER 9"  
(Sold individually)

Part No. 809189  
BUSH RANGER 7"  
(Sold individually)

Part No. 809190  
BUSH RANGER 9"  
(Sold individually)



| PART NO.                 | 809187 NIGHT RANGER 7" | 809189 NIGHT RANGER 9" | 809188 BUSH RANGER 7"  | 809190 BUSH RANGER 9"  |
|--------------------------|------------------------|------------------------|------------------------|------------------------|
| VOLTAGE                  | 9-35V DC               | 9-35V DC               | 9-35V DC               | 9-35V DC               |
| WATTAGE                  | 70W                    | 145W                   | 70W                    | 108W                   |
| THEORETICAL LUMEN        | 9600lm                 | 20400m                 | 9600lm                 | 14400lm                |
| ACTUAL LUMEN             | 6467lm                 | 13377lm                | 3584lm                 | 5867lm                 |
| 1 LUX @                  | 369m                   | 465m                   | 346m                   | 452m                   |
| IP-CLASS                 | IP67/IP69K             | IP67/IP69K             | IP67/IP69K             | IP67/IP69K             |
| BEAM PATTERN             | Combo White Beam       | Combo White Beam       | Combo Yellow Beam      | Combo Yellow Beam      |
| POSITION LIGHT           | Selectable White/Amber | Selectable White/Amber | Selectable White/Amber | Selectable White/Amber |
| CONNECTION               | DT-4                   | DT-4                   | DT-4                   | DT-4                   |
| CABLE LENGTH             | 500 mm                 | 500 mm                 | 500 mm                 | 500 mm                 |
| MATERIAL HOUSING         | Aluminum Alloy         | Aluminum Alloy         | Aluminum Alloy         | Aluminum Alloy         |
| MATERIAL LENS            | Polycarbonate          | Polycarbonate          | Polycarbonate          | Polycarbonate          |
| DIAMETER                 | 178 mm                 | 228,6 mm               | 178 mm                 | 228,6 mm               |
| DEPTH                    | 78,2 mm                | 86,7 mm                | 78,2 mm                | 86,7 mm                |
| HEIGHT INCLUDING BRACKET | 194,7 mm               | 249,3 mm               | 194,7 mm               | 249,3 mm               |
| OPERATING TEMPERATURE    | -20°C - +45°C          | -20°C - +45°C          | -20°C - +45°C          | -20°C - +45°C          |
| CERTIFICATION            | ECE R112, R7           | ECE R112, R7           | ECE R112, R7           | ECE R112, R7           |
| EMC-CERTIFICATE          | ECE R10                | ECE R10                | ECE R10                | ECE R10                |

Harness adapters and harnesses available separately. See page 18.

SWEDISH DESIGN *BRIGHTSOURCE* QUALITY


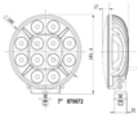
# BUYERS GUIDE

# TITANIUM ROUND DRIVING

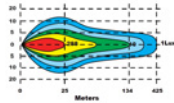
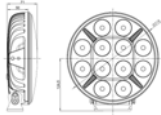
TWO SIZES (7" or 9" / WHITE POSITION LIGHT (DRL) / SOLD IN PAIRS / E-APPROVED



7"



9"



| PART NO.                    | 870072 7"           | 870092 9"           |
|-----------------------------|---------------------|---------------------|
| VOLTAGE                     | 9-30V DC            | 9-30V DC            |
| WATTAGE                     | 60W                 | 120W                |
| THEORETICAL LUMEN           | 5400lm              | 12000lm             |
| ACTUAL LUMEN                | 4590lm              | 9600lm              |
| 1 LUX @                     | 380m                | 425m                |
| IP-CLASS                    | IP68 w/breather     | IP68 w/breather     |
| BEAM PATTERN                | Driving             | Driving             |
| CONNECTION                  | DT                  | DT                  |
| HARNESS                     | Included            | Included            |
| MATERIAL HOUSING            | Aluminum Alloy      | Aluminum Alloy      |
| MATERIAL LENS               | Lexan Polycarbonate | Lexan Polycarbonate |
| DIAMETER                    | 180 mm              | 218 mm              |
| DEPTH                       | 65 mm               | 71 mm               |
| POSITION LIGHT              | White (DRL)         | White (DRL)         |
| ELECTRONIC HEAT MANAGEMENT  | Yes                 | Yes                 |
| OVER/UNDER VOLT PROTECTION  | Yes                 | Yes                 |
| REVERSE POLARITY PROTECTION | Yes                 | Yes                 |
| OPERATING TEMPERATURE       | -40°C · +60°C       | -40°C · +60°C       |
| CERTIFICATION               | ECE R112, R7, R65   | ECE R112, R7, R65   |
| WARRANTY                    | 5 Year Limited      | 5 Year Limited      |

**TITANIUM  
SERIES**



COVERS AVAILABLE See Page 19

## HARNESSES



**Part No. 72999**  
15A Wiring harness/switch for  
single lamps up to 156W  
(DT connector)



**Part No. 73240**  
30A Wiring harness/switch for  
dual lamps up to 120W each  
(DT connector)



**Part No. 73300**  
40A Wiring harness/switch for  
single lamps up to 300W  
(DTP connector)



**Part No. 73350**  
30cm Deutsch Connector Whip  
Female DT connector  
(standard 15A)



**Part No. 73355**  
30cm Deutsch Connector Whip  
Female DTP connector  
(larger heavy duty 30A)



**Part No. 270438**  
Siberia Adapter - DT4 to DT2  
(1 adapter req'd per lamp)  
fits to 72999 & 73240 harnesses

## Dust Caps



33701C GMC  
OEM Replacement



33401C  
Dodge RAM Non-Projector  
Quad Headlights  
OEM Replacement

### Combine to fit any BrightSource Traditional E-Mark or City Series Light Bar

|       |                                   |
|-------|-----------------------------------|
| 74161 | 6" Amber Polycarbonate Lens Cover |
| 74162 | 6" Black Polycarbonate Lens Cover |
| 74163 | 6" Green Polycarbonate Lens Cover |
| 74164 | 6" Red Polycarbonate Lens Cover   |
| 74165 | 6" Blue Polycarbonate Lens Cover  |
| 74166 | 6" Clear Polycarbonate Lens Cover |
| 74181 | 8" Amber Polycarbonate Lens Cover |
| 74182 | 8" Black Polycarbonate Lens Cover |
| 74183 | 8" Green Polycarbonate Lens Cover |
| 74184 | 8" Red Polycarbonate Lens Cover   |
| 74185 | 8" Blue Polycarbonate Lens Cover  |
| 74186 | 8" Clear Polycarbonate Lens Cover |



33402C  
Dodge RAM Projector L & R  
Deeper than OEM to  
accommodate LED Bulbs



33601C  
Ford 2015 - 2017 F150  
Deeper than OEM to  
accommodate LED Bulbs

6" Covers  
8" Covers



### Polycarbonate Lens Covers for BrightSource Traditional 3" LED Cube Lights

|       |  |
|-------|--|
| 74101 | Amber Polycarbonate Lens Cover for 74001 & 76001 |
| 74102 | Black Polycarbonate Lens Cover for 74001 & 76001 |
| 74103 | Green Polycarbonate Lens Cover for 74001 & 76001 |
| 74104 | Red Polycarbonate Lens Cover for 74001 & 76001   |
| 74105 | Blue Polycarbonate Lens Cover for 74001 & 76001  |
| 74106 | Clear Polycarbonate Lens Cover for 74001 & 76001 |

Cube Light Covers

## Soft Shell Neoprene Covers



Neoprene covers for Titanium Series Round Lights.


These fit BrightSource 870072 (7") and 870092 (9") lights only.

Sold individually.

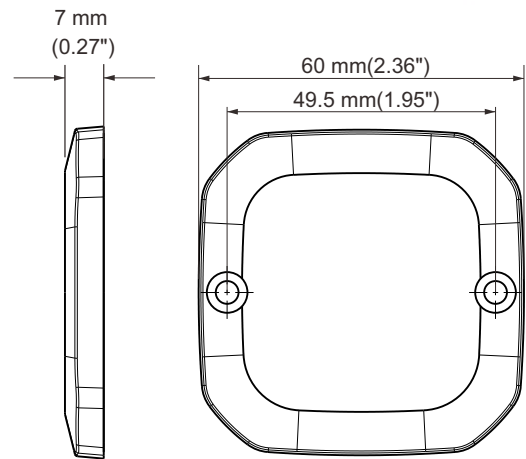
Part No. 74197 (7")  
Part No. 74199 (9")

## SUPER SLIM LED MARKER LIGHT with STROBE and DUAL COLOUR POSITION LIGHT

| DEFENDER SERIES MARKER with AMBER STROBE |             | PART No.  |
|--|-------------|-----------|
| AMBER/WHITE (Position)                   | Single Pack | S20SM4AW  |
| AMBER/WHITE (Position)                   | ProPack 4   | S20SM4AW4 |
| AMBER/RED (Position)                     | Single Pack | S20SM4AR  |
| AMBER/RED (Position)                     | ProPack 4   | S20SM4AR4 |



- Waterproof Ultra Low-Profile design
- 20 Amber Strobe Flash patterns
- Switchable White/Amber or Red/Amber Position Light
- Multi-unit synchronization in simultaneous or alternating pattern
- Square shape allows for versatile mounting
- ECE R65/R148/R10; SAE W-1; DOT certified
- Self-adhesive backing/stainless steel screws for quick & easy installation
- 10~30VDC multi-voltage input
- Reverse polarity protection
- Optional chrome trim bezel available for custom applications
- Vibration resistant design
- Solid aluminum backing for efficient heat dissipation and maximum durability
- Available individually and in a pro pack of 4



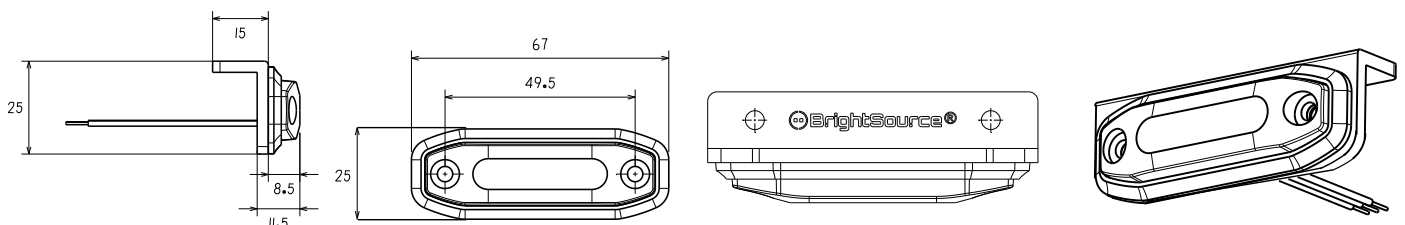
## DEFENDER 'RAPTOR' STYLE AMBER/WHITE

### WORLD'S FIRST SWITCHABLE DUAL COLOUR 'RAPTOR' LIGHT

| 'RAPTOR' STYLE MARKER LIGHT |             | PART No. |
|-----------------------------|-------------|----------|
| AMBER/WHITE                 | Single Pack | S1SMAW   |
| AMBER/WHITE                 | ProPack 3   | S1SMAW3  |
| AMBER/WHITE                 | ProPack 4   | S1SMAW4  |

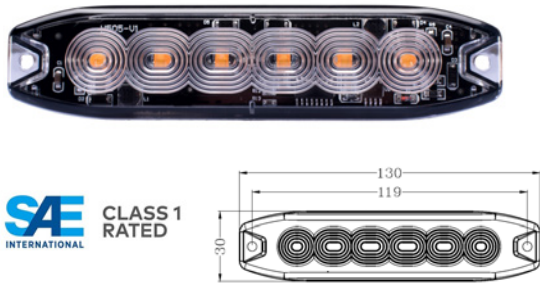


- Unique switchable White/Amber Position Light
- Waterproof Ultra Low-Profile design
- Can be mounted 'Raptor' Style in the grill
- Also used for Side Marker/Hood/Step Light/Mirror - endless mounting possibilities
- Surface Mount with double sided 3M tape/stainless hardware or use the mounting bracket (all included)
- Same performance output as the position light on our new S20SM4AW (see above)
- Available individually and in pro packs of 3 or 4
- Waterproof (IP69K)
- 3 Year Limited Warranty







|                                    |   |
|------------------------------------|---|
| <b>3 LED MARKER LIGHT (Single)</b> | <b>PART No. S19SM3A</b>   |
| <b>3 LED MARKER LIGHT (3 Pack)</b> | <b>PART No. S19SM3A3</b>  |
| <b>LED's</b>                       | 3 x 3W  |
| <b>COLOUR</b>                      | Amber   |
| <b>PATTERN</b>                     | 19 Flash Patterns with memory function to synchronize up to 20 separate marker lights |
| <b>VOLTAGE</b>                     | DC12-24V  |
| <b>IP RATING</b>                   | IP56  |
| <b>MOUNTING</b>                    | Surface Mount with 3M Tape or screws (both included)                                  |
| <b>TEMPERATURE RANGE</b>           | -30° - +50°C  |
| <b>DIMENSIONS</b>                  | 9 x 82 x 30mm   |
| <b>CERTIFICATION</b>               | SAE J595 Class 1 Double Flash ECE R65 Single Flash                                    |
| <b>WARRANTY</b>                    | 3 Year Limited  |



|                                    |   |
|------------------------------------|---|
| <b>6 LED MARKER LIGHT (Single)</b> | <b>PART No. S19SM6A</b>   |
| <b>6 LED MARKER LIGHT (3 Pack)</b> | <b>PART No. S19SM6A3</b>  |
| <b>LED's</b>                       | 6 x 3W  |
| <b>COLOUR</b>                      | Amber   |
| <b>PATTERN</b>                     | 19 Flash Patterns with memory function to synchronize up to 20 separate marker lights |
| <b>VOLTAGE</b>                     | DC12-24V  |
| <b>IP RATING</b>                   | IP56  |
| <b>MOUNTING</b>                    | Surface Mount with 3M Tape or screws (both included)                                  |
| <b>TEMPERATURE RANGE</b>           | -30° - +50°C  |
| <b>DIMENSIONS</b>                  | 7 x 130 x 30mm  |
| <b>CERTIFICATION</b>               | SAE J595 Class 1 Double Flash ECE R65 Single Flash                                    |
| <b>WARRANTY</b>                    | 3 Year Limited  |



|                            |                         |
|----------------------------|-------------------------|
| <b>MINI WARNING BEACON</b> | <b>PART No. S12B30A</b> |
| <b>LED's</b>               | 30 x 5050SMD            |
| <b>COLOUR</b>              | Amber                   |
| <b>PATTERN</b>             | Quad Flash              |
| <b>VOLTAGE</b>             | DC12-110V               |
| <b>IP RATING</b>           | IP56                    |
| <b>MOUNTING</b>            | Permanent 2 Bolt        |
| <b>TEMPERATURE RANGE</b>   | -30° - +50°C            |
| <b>DIMENSIONS</b>          | 129 x 99mm              |
| <b>CERTIFICATION</b>       | Not Applicable          |
| <b>WARRANTY</b>            | 3 Year Limited          |



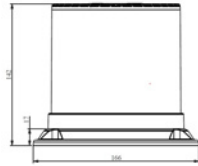
|                                |                         |
|--------------------------------|-------------------------|
| <b>MID-SIZE WARNING BEACON</b> | <b>PART No. S2MM60A</b> |
| <b>LED's</b>                   | 60 High Power           |
| <b>COLOUR</b>                  | Amber                   |
| <b>PATTERN</b>                 | Revolving/Quad Flash    |
| <b>VOLTAGE</b>                 | DC12-24V                |
| <b>IP RATING</b>               | IP56                    |
| <b>MOUNTING</b>                | Magnetic or 3 Bolt      |
| <b>TEMPERATURE RANGE</b>       | -30° - +50°C            |
| <b>DIMENSIONS</b>              | 94 x 129 x 80mm         |
| <b>CERTIFICATION</b>           | Not Applicable          |
| <b>WARRANTY</b>                | 3 Year Limited          |



|                                |                         |
|--------------------------------|-------------------------|
| <b>MID-SIZE WARNING BEACON</b> | <b>PART No. S8MM32A</b> |
| <b>LED's</b>                   | 32 High Power           |
| <b>COLOUR</b>                  | Amber                   |
| <b>PATTERN</b>                 | 8 Flash Patterns        |
| <b>VOLTAGE</b>                 | DC12-24V                |
| <b>IP RATING</b>               | IP56                    |
| <b>MOUNTING</b>                | Magnetic or 3 Bolt      |
| <b>TEMPERATURE RANGE</b>       | -30° - +50°C            |
| <b>DIMENSIONS</b>              | 94 x 129 x 80mm         |
| <b>CERTIFICATION</b>           | SAE J845 Class 1 ECE E9 |
| <b>WARRANTY</b>                | 3 Year Limited          |



**SAE** CLASS 1  
INTERNATIONAL RATED

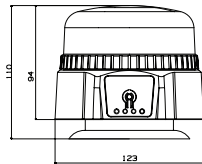


|                             |                               |
|-----------------------------|-------------------------------|
| <b>LARGE WARNING BEACON</b> | <b>PART No. S83B16A</b>       |
| LED's                       | 16 x 3W                       |
| COLOUR                      | Amber                         |
| PATTERN                     | 8 Flash Patterns              |
| VOLTAGE                     | DC12-24V                      |
| IP RATING                   | IP67                          |
| MOUNTING                    | Permanent 3 Bolt              |
| TEMPERATURE RANGE           | -30° - +50°C                  |
| DIMENSIONS                  | 150mm x 166mm (base diameter) |
| CERTIFICATION               | SAE J845 Class 1 ECE E9       |
| WARRANTY                    | 3 Year Limited                |

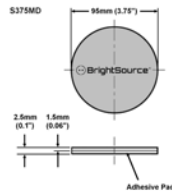


**NEW**

**SAE** CLASS 1  
INTERNATIONAL RATED



|                                    |   |
|------------------------------------|---|
| <b>RECHARGEABLE BEACON</b>         | <b>PART No. S2MM36AR</b>                            |
| <b>BEACON including METAL DISC</b> | <b>PART No. S2MM36ARM D</b>                         |
| LED's                              | 36 High Power                                       |
| COLOUR                             | Amber   |
| PATTERN                            | 2 Selectable Flash Patterns                         |
| VOLTAGE                            | DC12-24V  |
| IP RATING                          | IP66  |
| MOUNTING                           | Magnetic and Suction                                |
| TEMPERATURE RANGE                  | -30° - +50°C  |
| DIMENSIONS                         | 94 x 123 (base diameter)                            |
| CERTIFICATION                      | SAE Class 1, ECE R65 (120 Flashes/min) TA1, ECE R10 |
| WARRANTY                           | 3 Year Limited                                      |
| CHARGING CABLE                     | Lighter socket style included                       |

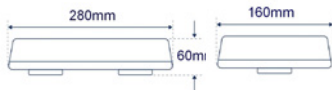


|                         |  |
|-------------------------|--|
| <b>3.75" METAL DISC</b> | <b>PART No. 375MD</b>                          |
| DIMENSIONS              | 95mm Diameter x 2.5mm (including adhesive pad) |



**SAE** CLASS 1  
INTERNATIONAL RATED

ON/OFF LED SWITCH

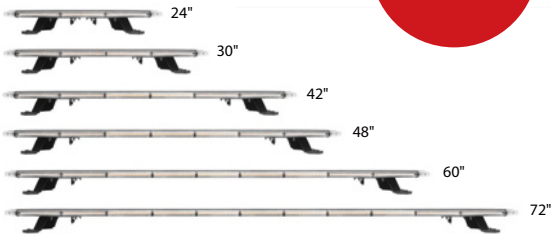


|                                  |  |
|----------------------------------|--|
| <b>MINI LIGHT BAR 11" x 6.3"</b> | <b>PART No. S2MM80A</b>  |
| LED's                            | 80 High Power  |
| COLOUR                           | Amber  |
| PATTERN                          | 10 Flash Patterns  |
| VOLTAGE                          | DC12-24V   |
| IP RATING                        | IP56   |
| MOUNTING                         | Magnetic/Permanent   |
| TEMPERATURE RANGE                | -40° - +50°C   |
| DIMENSIONS                       | 126 x 105 x 80mm   |
| CERTIFICATION                    | SAE J845 Class 1 Double Flash ECE R65 Single Flash EMC ECE R10 |
| WARRANTY                         | 3 Year Limited   |






**NEW**

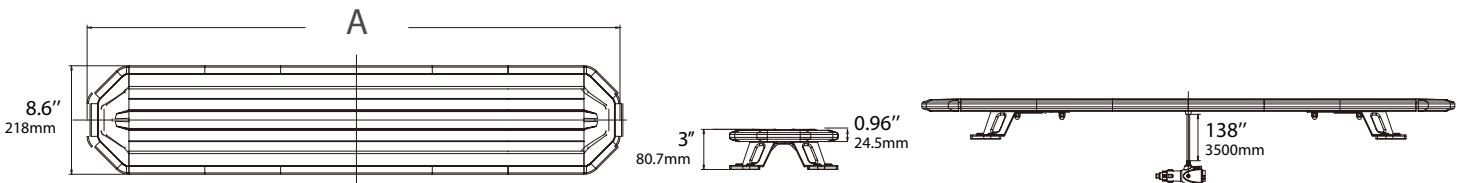


Our new BrightSource High Performance Slim LED Warning Bar is perfect for mounting on today's vehicles. The extremely thin design creates less wind noise and reduces fuel consumption. 14 Flash patterns, 6 different lengths and replaceable modules to save money & time. Quality abounds with full certification from both ECE and SAE (DOT). 3 year limited warranty.



**0.96"**  
Thickness  
2.5cm

| SLIM WARNING BAR | LENGTH | FLASH COLOUR | POWER |
|------------------|--------|--------------|-------|
| S144B24A         | 24"    | AMBER        | 74w   |
| S144B30A         | 30"    | AMBER        | 82w   |
| S144B42A         | 42"    | AMBER        | 98w   |
| S144B48A         | 48"    | AMBER        | 106w  |
| S144B60A         | 60"    | AMBER        | 122w  |
| S144B72A         | 72"    | AMBER        | 138w  |



A: S144B24A 24" / 613mm    S144B30A 30" / 766mm    S144B42A 42" / 1070mm    S144B48A 48" / 1223mm    144B60A 60" / 1528mm    S144B72A 72" / 1832mm

- Shocks resistant  
Approval
- SAE J845  
Approval
- CISPR 25  
Approval
- ECE R65  
Approval
- ECE R10  
Approval
- RoHS  
Approval
- CE  
Approval
- IP67  
IP67
- 12-24V  
Power Supply
- +65°C  
-40°C  
Operating temperature

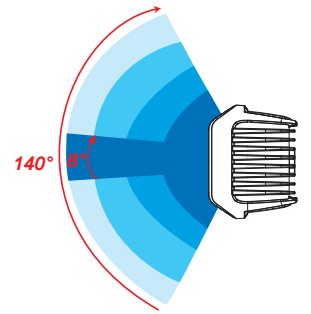


*WHITE MAIN BEAM/AMBER DOUBLE FLASH STROBE - SAE/DOT APPROVED*

**STREET LEGAL**  
**Perfect for fleet**  
**and industry use!**



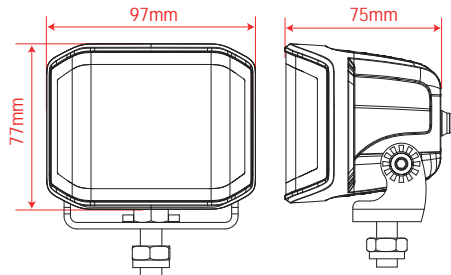
Part No. 794701



**White Main Beam**  
**w/Side Shooter**

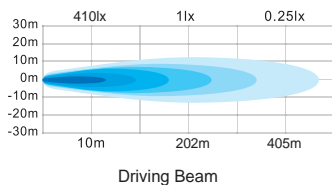


**Amber Flash**



|                              |  |
|------------------------------|--|
| <b>PART NO.</b>              | <b>794701 White Driving with Amber Double Flash SAE/DOT Approved (sold individually)</b> |
| <b>VOLTAGE</b>               | 10-30V DC  |
| <b>WATTAGE</b>               | 70W  |
| <b>THEORETICAL LUMEN</b>     | 3950lm   |
| <b>ACTUAL LUMEN</b>          | 2104lm   |
| <b>1 LUX @</b>               | 202lm  |
| <b>IP-CLASS</b>              | IP67/IP69K   |
| <b>BEAM PATTERN</b>          | Driving  |
| <b>POSITION LIGHT</b>        | White  |
| <b>CONNECTION</b>            | DT-3 with whip   |
| <b>COLOUR</b>                | 5700K (Main Beam)  |
| <b>MATERIAL HOUSING</b>      | Aluminum Alloy   |
| <b>MATERIAL LENS</b>         | Polycarbonate  |
| <b>LENGTH</b>                | 97 mm  |
| <b>DEPTH</b>                 | 75 mm  |
| <b>HEIGHT</b>                | 77 mm  |
| <b>LED LIFESPAN</b>          | 30,000+ hrs  |
| <b>OPERATING TEMPERATURE</b> | -25°C - +40°C  |
| <b>CERTIFICATION</b>         | SAE/DOT/RoHS   |

STREET LEGAL ANYWHERE IN NORTH AMERICA



**SAFETY + DRIVING =**  
**ONE STREET LEGAL LIGHT !!!**

**TITANIUM**  
**SERIES**

## SIBERIA NIGHT GUARD LED BAR WITH UNIQUE STROBE WARNING FUNCTION - HIGH POWERED WHITE MAIN BEAM WITH SWITCHABLE WHITE / AMBER POSITION LIGHT



Part No. 809216 (12" Double Row)



Part No. 809217 (22" Double Row)



Part No. 809213 (32" Single Row)



Part No. 809214 (38" Single Row)

| PART NO.                 | 809216            | 809217            | 809213            | 809214            |
|--------------------------|-------------------|-------------------|-------------------|-------------------|
| VOLTAGE                  | 9-35V DC          | 9-35V DC          | 9-35V DC          | 9-35V DC          |
| WATTAGE                  | 46W               | 92W               | 87W               | 108W              |
| THEORETICAL LUMEN        | 8000lm            | 16000lm           | 12000lm           | 14400lm           |
| ACTUAL LUMEN             | 2924lm            | 5911lm            | 4979lm            | 5867lm            |
| 1 LUX @                  | 446m              | 432m              | 436m              | 452m              |
| IP-CLASS                 | IP67/IP69K        | IP67/IP69K        | IP67/IP69K        | IP67/IP69K        |
| BEAM PATTERN             | Combo             | Combo             | Combo             | Combo             |
| POSITION LIGHT           | White and amber   | White and amber   | White and amber   | White and amber   |
| CONNECTION               | Cable             | Cable             | Cable             | Cable             |
| CABLE LENGTH             | 2500 mm           | 2500 mm           | 2500 mm           | 2500 mm           |
| MATERIAL HOUSING         | Aluminum Alloy    | Aluminum Alloy    | Aluminum Alloy    | Aluminum Alloy    |
| MATERIAL LENS            | Polycarbonate     | Polycarbonate     | Polycarbonate     | Polycarbonate     |
| LENGTH                   | 307 mm            | 562 mm            | 810,6 mm          | 963,6 mm          |
| DEPTH                    | 71,6 mm           | 71,6 mm           | 55,5 mm           | 55,5 mm           |
| HEIGHT                   | 76 mm             | 76 mm             | 45 mm             | 45 mm             |
| HEIGHT INCLUDING BRACKET | 89 mm             | 89 mm             | 65 mm             | 65 mm             |
| OPERATING TEMPERATURE    | -20°C - +45°C     | -20°C - +45°C     | -20°C - +45°C     | -20°C - +45°C     |
| CERTIFICATION            | ECE R112, R7, R65 | ECE R112, R7, R65 | ECE R112, R7, R65 | ECE R112, R7, R65 |
| EMC-CERTIFICATE          | ECE R10           | ECE R10           | ECE R10           | ECE R10           |

Harness adapters and harnesses available separately. See page 19

**SWEDISH DESIGN** *BRIGHTSOURCE QUALITY*




| 4 x 6" WORKLIGHT w/USB | PART No. 791101R       |
|------------------------|------------------------|
| LED's                  | 2 x 5W COB             |
| PATTERN                | Area Flood             |
| LIGHT FUNCTION         | 100%/50%/Flash         |
| LUMINOUS FLUX          | 750lm                  |
| COLOUR TEMPERATURE     | 5000K                  |
| RECHARGEABLE BATTERY   | Li-Ion 3.7V, 2000mAh   |
| OPERATING TIME         | 100% 2-3hrs/50% 4-5hrs |
| CHARGING TIME          | 4-5hrs                 |
| CHARGING INPUT         | 5V 800mAh              |
| POWER BANK             | Micro USB 5V DC 1A     |
| SIZE                   | 136 x 96 x 43mm        |
| IP RATING              | IPx5                   |
| TEMPERATURE RANGE      | -20° · +40°C           |
| USB CABLE              | Included               |
| WARRANTY               | 1 Year Limited         |
| 8 Pack Dealer Special  | Part No. 791101R8      |



| FOLDING FLASHLIGHT (MAG BASE) | PART No. 791108R                 |
|-------------------------------|----------------------------------|
| LED's                         | 5W COB Side, 3W Top              |
| PATTERN                       | Adjustable Multi Angle           |
| LIGHT FUNCTION                | Top Light and Side Light         |
| LUMINOUS FLUX                 | 150lm Top, 360lm Side            |
| COLOUR TEMPERATURE            | 6500K                            |
| RECHARGEABLE BATTERY          | Li-Ion 3.7V, 2000mAh             |
| OPERATING TIME                | Top Light 4-5hrs/Side Light 3hrs |
| CHARGING TIME                 | 4-5hrs                           |
| CHARGING INPUT                | 5V 800mAh                        |
| POWER BANK                    | NA                               |
| SIZE                          | 150 x 38 x 31mm (folded)         |
| IP RATING                     | IP54                             |
| TEMPERATURE RANGE             | -20° · +40°C                     |
| USB CABLE                     | Included                         |
| WARRANTY                      | 1 Year Limited                   |
| 8 Pack Dealer Special         | Part No. 791108R8                |



| COMBO PACK (4" x 6"+ FLASHLIGHT) | PART No. 791101RT                    |
|----------------------------------|--------------------------------------|
| PRODUCT SPECIFICATIONS           | Please see 791101R and 791108R above |
| 6 Pack Dealer Special            | Part No. 791101RT6                   |





| 5 x 7" WORKLIGHT w/USB | PART No. 791102R       |
|------------------------|------------------------|
| LED's                  | 1 x 10W COB            |
| PATTERN                | Area Flood             |
| LIGHT FUNCTION         | 100%/50%/Flash         |
| LUMINOUS FLUX          | 750lm                  |
| COLOUR TEMPERATURE     | 5000K                  |
| RECHARGEABLE BATTERY   | Li-Ion 3.6V, 4400mAh   |
| OPERATING TIME         | 100% 3-4hrs/50% 5-6hrs |
| CHARGING TIME          | 5-6hrs                 |
| CHARGING INPUT         | 5V 800mAh              |
| POWER BANK             | Micro USB 5V DC 1A     |
| SIZE                   | 125 x 175 x 50mm       |
| IP RATING              | IPx4                   |
| TEMPERATURE RANGE      | -20° - +40°C           |
| USB CABLE              | Included               |
| WARRANTY               | 1 Year Limited         |
| 6 Pack Dealer Special  | Part No. 791102R6      |



| TRIANGULAR SAFETY LIGHT | PART No. 791109R                                      |
|-------------------------|---|
| LED's                   | 3 x 3W COB, 35 x Red SMD                              |
| PATTERN                 | White Area, Red Emergency                             |
| LIGHT FUNCTION          | 100%/50%/Red Flashing Strobe                          |
| LUMINOUS FLUX           | 900lm   |
| COLOUR TEMPERATURE      | 6000K   |
| RECHARGEABLE BATTERY    | 2 x Li-Ion 3.7V, 4400mAh                              |
| OPERATING TIME          | White 100%/50% 2hrs/4hrs; Red/Red Flashing 4hrs/12hrs |
| CHARGING TIME           | 4-5hrs  |
| CHARGING INPUT          | 12V DC 1A   |
| POWER BANK              | Micro USB 5V DC 2A                                    |
| SIZE                    | Sides 210mm/Depth 41mm                                |
| IP RATING               | IP64  |
| TEMPERATURE RANGE       | -15° - +45°C  |
| USB CABLE               | Included  |
| WARRANTY                | 1 Year Limited  |
| 8 Pack Dealer Special   | Part No. 791109R8                                     |



| 9"x 5" SPEAKER LIGHT (Bluetooth) | PART No. 791106R   |
|----------------------------------|--|
| LED's                            | 1 x 10W COB  |
| PATTERN                          | Area Flood   |
| LIGHT FUNCTION                   | 100%/50%/Flash   |
| LUMINOUS FLUX                    | 1000lm   |
| COLOUR TEMPERATURE               | 6000K  |
| RECHARGEABLE BATTERY             | 1 x Li-Ion 3.7V, 8000mAh   |
| OPERATING TIME                   | Without Speaker: 100%/50% - 4.5hrs/12hrs<br>With Speaker: 100%/50% - 3.5hrs/8hrs |
| CHARGING TIME                    | 4-5hrs   |
| CHARGING INPUT                   | 5V 800mAh  |
| POWER BANK                       | Micro USB 5V DC 1A   |
| SIZE                             | 230 x 127 x 61mm   |
| IP RATING                        | IP54   |
| TEMPERATURE RANGE                | -20° - +50°C   |
| USB CABLE                        | Included   |
| WARRANTY                         | 1 Year Limited   |
| 4 Pack Dealer Special            | Part No. 791106R4  |





360° Rotating      90° Tilt Mount      Magnetic Mount



Motion Sensor Switch

| HEAD LIGHT (Hands Free) | PART No. 793001        |
|-------------------------|------------------------|
| LED's                   | 1 x 3W COB             |
| PATTERN                 | Area Flood             |
| LIGHT FUNCTION          | 100%/50%/Off           |
| LUMINOUS FLUX           | 260lm/120lm            |
| COLOUR TEMPERATURE      | 6500K                  |
| RECHARGEABLE BATTERY    | Li-Poly 3.7V, 1400mAH  |
| OPERATING TIME          | 100% 2-3hrs/50% 4-5hrs |
| CHARGING TIME           | 2.5 hrs                |
| CHARGING INPUT          | Micro USB 5V DC 1A     |
| POWER BANK              | NA                     |
| SIZE                    | 78 x 45 x 40mm         |
| IP RATING               | IP44                   |
| TEMPERATURE RANGE       | -20° · +40°C           |
| USB CABLE               | Included               |
| WARRANTY                | 1 Year Limited         |
| 6 Pack Dealer Special   | Part No. 7930016       |



Flexible Neck



500 Lumens



120 Lumens



Industrial Strength Magnet Base

| GOOSENECK             | PART No. 793100   |
|-----------------------|---|
| LED's                 | Side Light · High Power COB; Top Light · High Power SMD |
| PATTERN               | Side: Dimmable Flood · Top: Focused Spot                |
| LIGHT FUNCTION        | Side: Low to High Dimmable / Top: On/Off                |
| LUMINOUS FLUX         | Top 120lm, Side Dimmable 50-500lm                       |
| COLOUR TEMPERATURE    | Top 6500K, Side 6000K                                   |
| RECHARGEABLE BATTERY  | Li-Ion 3.7V, 2600mAH                                    |
| OPERATING TIME        | Top Light 9.5hrs/Side Light 2-16hrs                     |
| CHARGING TIME         | 4hrs  |
| CHARGING INPUT        | 5V 800mAh   |
| POWER BANK            | Micro USB 5V DC 1A                                      |
| SIZE                  | 470 x 65.5 x 44.5mm                                     |
| IP RATING             | IP54  |
| TEMPERATURE RANGE     | -10° · +40°C  |
| USB CABLE             | Included  |
| WARRANTY              | 1 Year Limited  |
| 6 Pack Dealer Special | Part No. 7931006  |



180° Rotating Handle



Industrial Strength Magnet Base

| TWIN BEAM POCKET      | PART No. 793016   |
|-----------------------|---|
| LED's                 | 1 x 7W COB Flood/3W SMD Spot                            |
| PATTERN               | Spot and Flood  |
| LIGHT FUNCTION        | Spot Light; Low, Medium and High Mode Flood             |
| LUMINOUS FLUX         | Spot · 250lm; Flood · 100lm low, 350lm Med, 700lm High  |
| COLOUR TEMPERATURE    | 6500K; CRI 80+  |
| RECHARGEABLE BATTERY  | Li-Ion 3.7V, 2600mAH                                    |
| OPERATING TIME        | Spot · 4hrs; Flood · 10hrs low, 4.5hrs Med, 2.5hrs High |
| CHARGING TIME         | 4.5 hrs   |
| CHARGING INPUT        | Type C 5V DC 1A   |
| POWER BANK            | NA  |
| SIZE                  | 93.5 x 80 x 35.5mm                                      |
| IP RATING             | IP65  |
| TEMPERATURE RANGE     | -10° · +40°C  |
| USB CABLE             | Included  |
| WARRANTY              | 1 Year Limited  |
| 6 Pack Dealer Special | Part No. 7930166  |





| POCKET SLIMLIGHT (Foldable) | PART No. 793110   |
|-----------------------------|---|
| LED's                       | Side Light · High Power COB; Top Light · High Power SMD   |
| PATTERN                     | Sides: Area Flood · Top: Focused Spot                     |
| LIGHT FUNCTION              | Top: On/Off; Large Panel: High/Low; Small Panel: On/Off   |
| LUMINOUS FLUX               | Top: 80lm, Small Panel: 180lm; Large Panel: 100lm/200lm   |
| COLOUR TEMPERATURE          | 6000K-7000K   |
| RECHARGEABLE BATTERY        | Li-Ion 3.7V, 700mAH                                       |
| OPERATING TIME              | Top Light 3hrs; Large Panel 2hrs/4hrs; Small Panel 2.2hrs |
| CHARGING TIME               | 2.5hrs  |
| CHARGING INPUT              | 5V 1A   |
| POWER BANK                  | NA  |
| SIZE                        | 164 x 30mm  |
| IP RATING                   | IP54  |
| TEMPERATURE RANGE           | -10° · +40°C  |
| USB CABLE                   | Included  |
| WARRANTY                    | 1 Year Limited  |
| 8 Pack Dealer Special       | Part No. 7931108  |



## POWER BANK / JUMP STARTER



Part No. PB600


- Powerful and Compact
- Great for your Car/Truck/Motorcycle/SUV/Camper/RV/Boat/Quad
- Type C USB output 9V/2A and 10w Wireless charging for your hand held device
- Functions as a Power Bank, Jump Starter & Flashlight
- 'Smart' Battery Clamp protects from reverse polarity, reverse charging, short circuits and low voltage



|                   |                                       |
|-------------------|---------------------------------------|
| BATTERY           | Lithium Cobalt LiCoO2                 |
| CAPACITY          | 3.7V 37Wh                             |
| INPUT             | 9V/2A                                 |
| OUTPUT            | QC 3.0 9V/2A, 5V/2A                   |
| VEHICLE VOLTAGE   | 12V-16V                               |
| START CURRENT     | 300 A                                 |
| PEAK CURRENT      | 600 A                                 |
| TEMPERATURE RANGE | -20°C-60°C                            |
| DIMENSIONS        | 175 x 87 x 36mm (6.89 x 3.43 x 1.42") |
| WARRANTY          | 1 Year Limited                        |



**Düo**  
Dual Colour Fog Light Bulbs



Simply turn on for white,  
off and on again  
for yellow



Perfect for clear nights & dark roads



Ideal for fog, snow and rainy conditions

| Specifications  |                              |
|-----------------|------------------------------|
| Voltage:        | 9-16V DC                     |
| Op. Voltage:    | 12V DC                       |
| Amperage:       | 1.8A                         |
| Wattage:        | 22 W                         |
| Lumens:         | 6000K/3000K<br>2400lm/1800lm |
| Operating Temp: | -40C to +85C                 |

**6000K Cool White**

Significantly whiter light output than factory halogen fog light bulbs. Improve your night vision with a more focused white LED bulb.

**3000K Anti-Glare Yellow**

Minimal glare from the penetrating yellow light output. Ideal for fog, snow and rainy conditions.

| Part No. | Description   |
|----------|---|
| 96522    | 5202/PS24W/PS24X Dual Colour LED Fog Light Bulbs, Twin Pack |
| 96880    | 880 Dual Colour LED Fog Light Bulbs, Twin Pack              |
| 96905    | 9005 Dual Colour LED Fog Light Bulbs, Twin Pack             |
| 96906    | 9006 Dual Colour LED Fog Light Bulbs, Twin Pack             |
| 96910    | H10 Dual Colour LED Fog Light Bulbs, Twin Pack              |
| 96911    | H11 Dual Colour LED Fog Light Bulbs, Twin Pack              |
| 96998    | H8 Dual Colour LED Fog Light Bulbs, Twin Pack               |
| 96999    | H9 Dual Colour LED Fog Light Bulbs, Twin Pack               |



Industry leading design +  
American sourced components  
equals

**EXTRAORDINARY  
QUALITY and  
EXCEPTIONAL VALUE**

TWO YEAR LIMITED WARRANTY



APL Metal Halide

Praxair Xenon


PLANSEE Electrode

|                    |          |          |          |          |          |          |          |          |          |         |
|--------------------|----------|----------|----------|----------|----------|----------|----------|----------|----------|---------|
| <b>PART No.</b>    | D1S43    | D1S60    | D2S43    | D2S60    | D3S43    | D3S60    | D4S43    | D4S60    | D5S43    | D5S55   |
| COLOUR TEMPERATURE | 4300K    | 6000K    | 4300K    | 6000K    | 4300K    | 6000K    | 4300K    | 6000K    | 4300K    | 5500K   |
| OEM REPLACEMENT    | ✓        |          | ✓        |          | ✓        |          | ✓        |          |          |         |
| OEM UPGRADE        |          | ✓        |          | ✓        |          | ✓        |          | ✓        | ✓        | ✓       |
| WATTAGE            | 35W      | 35W      | 35W      | 35W      | 35W      | 35W      | 35W      | 35W      | 35W      | 35W     |
| CDN RETAIL         | \$119.00 | \$119.00 | \$109.00 | \$109.00 | \$149.00 | \$149.00 | \$149.00 | \$149.00 | \$174.00 | #174.00 |
| <b>PART No.</b>    | D1R43    | D1R60    | D2R43    | D2R60    | D3R43    | D3R60    | D4R43    | D4R60    |          |         |
| COLOUR TEMPERATURE | 4300K    | 6000K    | 4300K    | 6000K    | 4300K    | 6000K    | 4300K    | 6000K    |          |         |
| OEM REPLACEMENT    | ✓        |          | ✓        |          | ✓        |          | ✓        |          |          |         |
| OEM UPGRADE        |          | ✓        |          | ✓        |          | ✓        |          | ✓        |          |         |
| WATTAGE            | 35W      | 35W      | 35W      | 35W      | 35W      | 35W      | 35W      | 35W      |          |         |
| CDN RETAIL         | \$119.00 | \$119.00 | \$109.00 | \$109.00 | \$149.00 | \$149.00 | \$149.00 | \$149.00 |          |         |



D5S Bulb 35W 4300K or 5500K

DOT approved street legal upgrade for many 2016-20 Chevy/GMC pickups. This is a simple swap out with the OE bulb, whiter and brighter than stock. The original bulb will be 25W - 4300K, these are 35W in 4300K or 5500K. We suggest replacing in pairs when upgrading as the older bulb will not match for colour or brightness.



D5S43 and D5S55 Colour Comparison  
Both of these bulbs are brighter than stock  
so replace in pairs when upgrading



**HID Vehicle Specific and Universal Kits**

Please check our website for the latest updates



Optocoupler



**VEHICLE SPECIFIC HID KITS (6000K) - 2 YEAR WARRANTY**

| Part Number | Description   |
|-------------|---|
| 35735       | 2005-on BMW/Hyundai/KIA H7 35W - Low Beam   |
| 33705       | 2011-15 Chevy Cruze H13 - High/Low Beam   |
| 33706       | 1999-06 Chev/GMC 1500, 2500, 3500 9006 - Low Beam                                   |
| 33707       | 2007-13 Chev/GMC 1500, 2500, 3500 H11 - Low Beam                                    |
| 334200      | 2011-15 Chrysler 200/300 9012 - High/Low (Projector)                                |
| 344244L     | 2011-14 Dodge Avenger, 2014-17 Dodge Journey 9006 - Low Beam Kit w/Optocoupler      |
| 344244HA    | 2011-14 Dodge Avenger, 2014-17 Dodge Journey 9005 - High Beam Add-on kit            |
| 334400      | 2006-10 Dodge Charger 9006 - Low Beam   |
| 334600      | 2011-14 Dodge Charger H11 - Low Beam  |
| 344016      | 2013-14 Dodge Dart, 2015-16 Dodge Charger 9012 - High/Low Proj. w/Optocoupler       |
| 334130L     | 2013-18 Dodge Grand Caravan H11 - Low Beam  |
| 334130H     | 2013-18 Dodge Grand Caravan H11 - High Beam   |
| 344032      | 2002-05 Dodge Ram 9007 - High/Low w/Optocoupler                                     |
| 344064      | 2006-12 Dodge Ram/Caliber, 2009-17 Jeep Wrangler H13 - High/Low w/Optocoupler       |
| 344094L     | 2009-10 Dodge Ram H11 - Low Beam w/Optocoupler                                      |
| 344094HA    | 2009-10 Dodge Ram 9005 - High Beam Add-on kit for 344094L                           |
| 344134L     | 2009-21 Ram Classic H11 - Low Beam (non-Projector) w/Optocoupler includes dust caps |
| 344134HA    | 2009-21 Ram Classic 9005 - High Beam Add-on kit for 344134L                         |
| 344144L     | 2013-15 Ram 9012 - Low Beam (Projector) w/Optocoupler                               |
| 344146L     | 2016-21 Ram Classic 9005 - Low Beam (Projector) w/Optocoupler                       |
| 344144HA    | 2013-21 Ram Classic 9005 - High Beam Add-on kit for 344144L & 344146L               |
| 350635      | 2013-18 Ram 9006 - Fog Light (vertical)   |
| 351035      | 2013-18 Ram H10 - Fog Light (horizontal)  |
| 334500      | 2011-15 Fiat 500 / 500L 9012 - High/Low Shutter                                     |
| 351135      | 2013-on Fiat/Hyundai H11 - Fog/Low Beam   |
| 33612       | 2006-15 Ford Edge/Fiesta/Fusion H11 - Low Beam                                      |
| 33605       | 2005-14 Ford F150 2005-16 F350 H13 - High/Low                                       |
| 33615L      | 2015-20 Ford F150 H11 - Low Beam  |
| 33615H      | 2015-20 Ford F150 9005 - High Beam  |
| 33616       | 2012-17 Ford Focus H11 - Low Beam   |
| 33617       | 2011-15 Ford Explorer, 2010-12 Taurus 9005 - High/Low Shutter                       |
| 33618       | 2017-20 Ford Super Duty Quad Headlight H13 - High/Low (4 bulbs)                     |
| 344613      | 2013-17 Ford Taurus 9012 - High/Low Shutter w/Optocoupler                           |
| 33716       | 2014-15 GMC Sierra 1500, 2015 GMC HD 9012 - High/Low Shutter includes dust caps     |
| 344145L     | 2014-17 Jeep Grand Cherokee H11 Low Beam w/Optocoupler                              |
| 344145HA    | 2014-17 Jeep Grand Cherokee 9005 - High Beam Add-on kit                             |
| 344149HA    | 2018-19 Jeep Grand Cherokee H9 - High Beam Add-On Kit                               |
| 35745       | 2005-on Mercedes/BMW/Audi H7 45W - Low Beam   |
| 357444      | 2003-08 Mini H7 - Low Beam  |
| 33808       | 2008-16 Mitsubishi Lancer 2008-12 Outlander 9006 - Low Beam                         |
| 33811       | 2011-17 Mitsubishi RVR H11 - Low Beam   |
| 33908       | 2008-16 Subaru Impreza/WRX H11 - Low Beam   |
| 33715       | Multi Fit H11 - Low Beam  |

**UNIVERSAL HID KITS (6000K) - 2 YEAR WARRANTY**

| Part Number | Description                         |
|-------------|-------------------------------------|
| 35202       | 5202/H16 HID Kit                    |
| 39004       | 9004 High/Low HID Kit incl. Harness |
| 39005       | 9005 HID Kit                        |
| 39006       | 9006 HID Kit                        |
| 39007       | 9007 High/Low HID Kit incl. Harness |
| 39012       | 9012/HIR HID Kit                    |
| 39880       | 880 HID Kit                         |
| 39881       | 881 HID Kit                         |
| 39910       | H10/9145 HID Kit                    |
| 39911       | H11 HID Kit                         |
| 39913       | H13 High/Low HID Kit incl. Harness  |
| 39991       | H1 HID Kit                          |
| 39993       | H3 HID Kit                          |
| 39994       | H4 High/Low HID Kit incl. Harness   |
| 39997       | H7 HID Kit                          |
| 39998       | H8 HID Kit                          |
| 39999       | H9 HID Kit                          |

## LED Vehicle Specific Kits

Please check our website for the latest updates

| VEHICLE SPECIFIC LED KITS - 3 YEAR WARRANTY |   |
|---|---|
| Part Number                                 | Description   |
| 93705                                       | 2011-15 Chevy Cruze H13 - High/Low Beam   |
| 93706                                       | 1999-06 Chev/GMC 1500, 2500, 3500 9006 - Low Beam                                 |
| 93707                                       | 2007-13 Chev/GMC 1500, 2500, 3500 H11 - Low Beam                                  |
| 934200                                      | 2011-15 Chrysler 200/300 9012 - High/Low (Projector)                              |
| 944244L                                     | 2011-14 Dodge Avenger, 2014-17 Dodge Journey 9006 - Low Beam Kit w/Opticoupler    |
| 944244HL                                    | 2011-14 Dodge Avenger, 2014-17 Dodge Journey 9006/9005 - Combo High/Low Beam kit  |
| 934400                                      | 2006-10 Dodge Charger 9006 - Low Beam   |
| 934600                                      | 2011-14 Dodge Charger H11 - Low Beam  |
| 944016                                      | 2013-14 Dodge Dart, 2015-16 Dodge Charger 9012 - High/Low Projector w/Opticoupler |
| 934130L                                     | 2013-18 Dodge Grand Caravan H11 - Low Beam  |
| 934130H                                     | 2013-18 Dodge Grand Caravan H11 - High Beam                                       |
| 944032                                      | 2002-05 Dodge Ram 9007 - High/Low Kit w/Opticoupler                               |
| 944064                                      | 2006-12 Dodge Ram/Caliber, 2009-17 Jeep Wrangler H13 - High/Low w/Opticoupler     |
| 944094L                                     | 2009-10 Dodge Ram H11 - Low Beam w/Opticoupler                                    |
| 944094HL                                    | 2009-10 Dodge Ram H11/9005 - Combo High/Low Beam kit                              |
| 944134L                                     | 2011-21 Ram Classic H11 - Low Beam (non-Projector) w/Opticoupler                  |
| 944134HL                                    | 2011-21 Ram Classic H11/9005 - Combo High/Low Beam kit                            |
| 944144L                                     | 2013-15 Ram 9012 - Low Beam (Projector) w/Opticoupler                             |
| 944144HL                                    | 2013-15 Ram 9012/9005 - Combo High/Low Beam kit                                   |
| 944146L                                     | 2016-17 Ram 9005 - Low Beam (Projector) w/Opticoupler                             |
| 944146HL                                    | 2016-17 Ram 9005/9005 - Combo High/Low Beam kit                                   |
| 934148L                                     | 2018-21 Ram Classic 9005 - Low Beam (Projector)                                   |
| 934148HL                                    | 2018-21 Ram Classic 9005/9005 - Combo High/Low Beam kit                           |
| 93612                                       | 2006-15 Ford Edge/Fiesta/Fusion H11 - Low Beam                                    |
| 93605                                       | 2005-14 Ford F150, 2005-16 F350 H13 - High/Low                                    |
| 93616                                       | 2012-17 Ford Focus H11 - Low Beam   |
| 93617                                       | 2011-15 Ford Explorer, 2010-12 Taurus 9005 - High/Low Shutter                     |
| 73615L                                      | 2015-20 Ford F150 H11 - Low Beam includes special dust covers                     |
| 73615H                                      | 2015-17 Ford F150 9005 - High Beam includes special dust covers                   |
| 93618                                       | 2017-20 Ford Super Duty Quad Headlight H13 - High/Low (4 bulbs)                   |
| 944613                                      | 2014-17 Ford Taurus, 2013-15 Edge 9012 - High/Low Shutter w/Opticoupler           |
| 93716                                       | 2014-15 GMC Sierra 1500, 2015 only GMC HD 9012 - includes drilled dust caps       |
| 944994                                      | 2007-17 Honda Fit - H4 High/Low   |
| 944145L                                     | 2014-19 Jeep Grand Cherokee H11 - Low Beam w/Opticoupler                          |
| 944145HL                                    | 2014-17 Dodge Durango/Jeep Grand Cherokee H11/9005 - Combo High/Low Beam kit      |
| 944149HL                                    | 2018-19 Jeep Grand Cherokee H11/H9 - Combo High/Low Beam kit                      |
| 967911                                      | 2014-17 Toyota 4Runner 9005 - High beam   |
| 95906                                       | Multi Fit 9006 - Fog Light  |
| 95910                                       | Multi Fit H10 - Fog Light   |
| 93715                                       | Multi Fit H11 - Low Beam  |
| 967994                                      | Multi Fit H4 - with Harness (High/Low)  |

**LED Universal Kits**

Please check our website for the latest updates

**UNIVERSAL LED BULBS - Twin Pack - 3 YEAR WARRANTY**

| Part Number | Description  |
|-------------|--|
| 74904ML     | 9004 H/L LED (w/Fan base) Twin Pack  |
| 74905ML     | 9005 H/L LED (w/Fan base) Twin Pack  |
| 74906ML     | 9006 H/L LED (w/Fan base) Twin Pack  |
| 74907ML     | 9007 H/L LED (w/Fan base) Twin Pack  |
| 74910ML     | H10 H/L LED (w/Fan base) Twin Pack   |
| 74911ML     | H11 H/L LED (w/Fan base) Twin Pack   |
| 74912ML     | 9012 H/L LED (w/Fan base) Twin Pack  |
| 74913ML     | H13 H/L LED (w/Fan base) Twin Pack   |
| 74991ML     | H1 H/L LED (w/Fan base) Twin Pack  |
| 74994ML     | H4 H/L LED (w/Fan base) Twin Pack  |
| 74997ML     | H7 H/L LED (w/Fan base) Twin Pack  |
| 74998ML     | H8 H/L LED (w/Fan base) Twin Pack  |
| 74999ML     | H9 H/L LED (w/Fan base) Twin Pack  |
| 94904       | 9004 H/L LED (w/Alloy base) Twin Pack - sell through and reorder using 74904ML |
| 94905       | 9005 LED (w/Alloy base) Twin Pack - sell through and reorder using 74905ML     |
| 94906       | 9006 LED (w/Alloy base) Twin Pack  |
| 94907       | 9007 H/L LED (w/Alloy base) Twin Pack - sell through and reorder using 74907ML |
| 94910       | H10 LED (w/Alloy base) Twin Pack - sell through and reorder using 74910ML      |
| 94911       | H11 LED (w/Alloy base) Twin Pack - sell through and reorder using 74911ML      |
| 94912       | 9012 LED (w/Alloy base) Twin Pack - sell through and reorder using 74912ML     |
| 94913       | H13 H/L LED (w/Alloy base) Twin Pack - sell through and reorder using 74913ML  |
| 94991       | H1 LED (w/Alloy base) Single Pack - sell through and reorder using 71991ML     |
| 94994       | H4 H/L LED (w/Alloy base) Twin Pack - sell through and reorder using 74994ML   |
| 94997       | H7 LED (w/Alloy base) Twin Pack - sell through and reorder using 74997ML       |
| 94998       | H8 LED (w/Alloy base) Twin Pack - sell through and reorder using 74998ML       |
| 94999       | H9 LED (w/Alloy base) Twin Pack - sell through and reorder using 74999ML       |

**UNIVERSAL LED BULBS - Single Pack - 3 YEAR WARRANTY**

| Part Number | Description  |
|-------------|--|
| 71904ML     | 9004 H/L LED (w/Fan base) Single Pack  |
| 71905ML     | 9005 H/L LED (w/Fan base) Single Pack  |
| 71906ML     | 9006 H/L LED (w/Fan base) Single Pack  |
| 71907ML     | 9007 H/L LED (w/Fan base) Single Pack  |
| 71910ML     | H10 H/L LED (w/Fan base) Single Pack   |
| 71911ML     | H11 H/L LED (w/Fan base) Single Pack   |
| 71912ML     | 9012 H/L LED (w/Fan base) Single Pack  |
| 71913ML     | H13 H/L LED (w/Fan base) Single Pack   |
| 71991ML     | H1 H/L LED (w/Fan base) Single Pack  |
| 71994ML     | H4 H/L LED (w/Fan base) Single Pack  |
| 71997ML     | H7 H/L LED (w/Fan base) Single Pack  |
| 71998ML     | H8 H/L LED (w/Fan base) Single Pack  |
| 71999ML     | H9 H/L LED (w/Fan base) Single Pack  |
| 91904       | 9004 H/L LED (w/Alloy base) Single Pack - sell through and reorder using 71904ML |
| 91905       | 9005 LED (w/Alloy base) Single Pack - sell through and reorder using 71905ML     |
| 91906       | 9006 LED (w/Alloy base) Single Pack  |
| 91907       | 9007 H/L LED (w/Alloy base) Single Pack - sell through and reorder using 71907ML |
| 91910       | H10 LED (w/Alloy base) Single Pack - sell through and reorder using 71910ML      |
| 91911       | H11 LED (w/Alloy base) Single Pack - sell through and reorder using 71911ML      |
| 91912       | 9012 LED (w/Alloy base) Single Pack - sell through and reorder using 71912ML     |
| 91913       | H13 H/L LED (w/Alloy base) Single Pack - sell through and reorder using 71913ML  |
| 91991       | H1 LED (w/Alloy base) Single Pack - sell through and reorder using 71991ML       |
| 91994       | H4 H/L LED (w/Alloy base) Single Pack - sell through and reorder using 71994ML   |
| 91997       | H7 LED (w/Alloy base) Single Pack - sell through and reorder using 71997ML       |
| 91998       | H8 LED (w/Alloy base) Single Pack - sell through and reorder using 71998ML       |
| 91999       | H9 LED (w/Alloy base) Single Pack - sell through and reorder using 71999ML       |





 **BrightSource**®  
LED  HID

If you're looking for quality automotive lighting, visit our website.