

PART NUMBER LIST

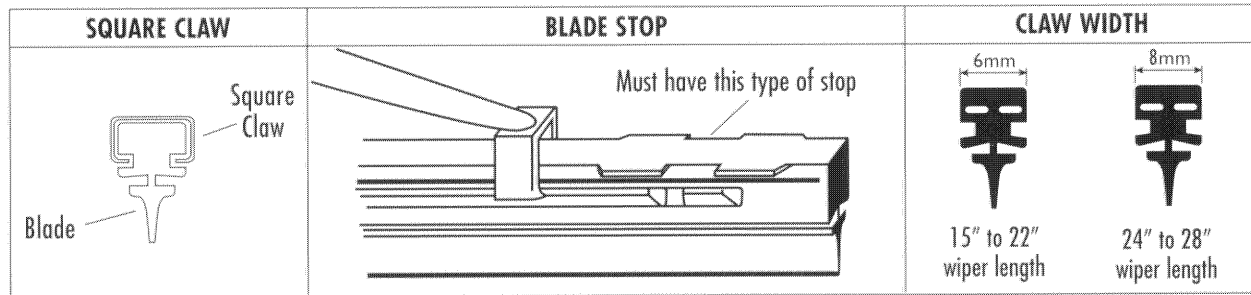
PIAA

PIAA makes it easy to replace your worn blades.
Simply match the length of the refill to the length of the wiper blade.

LENGTH INCH	LENGTH METRIC	SUPER SILICONE		CURVED	SUPER SPORZA		GRAPHITE	REFILLS	
		BLACK	CARBON FIBER	BLACK	BLACK	CARBON FIBER	BLACK	SILICONE	GRAPHITE
12"	300mm	-	-	-	-	-	93530	-	94530
13"	330mm	-	-	-	-	-	93533	-	94533
14"	350mm	-	-	-	-	-	93535	-	94535
15"	380mm	93038	93138	-	-	-	93538	94038	94538
16"	400mm	93040	93140	-	-	-	93540	94040	94540
17"	430mm	93043	93143	-	-	-	93543	94043	94543
18"	450mm	93045	93145	93245	-	-	93545	94045	94545
19"	475mm	93048	93148	93248	93348	93448	93548	94048	94548
20"	500mm	93050	93150	93250	93350	93450	93550	94050	94550
21"	525mm	93053	93153	93253	93353	93453	93553	94053	94553
22"	550mm	93055	93155	93255	93355	93455	93555	94055	94555
24"	600mm	93060	93160	-	93360	93460	93560	94060	94560
26"	650mm	93065	93165	-	93365	93465	-	94065	-
28"	700mm	93070	93170	-	-	-	-	94070	-

REFILLS

PIAA wiper refills will also fit some original equipment and other manufacturers wiper blade's provided your blades have a square type claw and stop as illustrated below.



PIAA WIPER BLADE INSTALLATION

PREPARATION

1. Park vehicle in a safe location, turn off engine and set parking brake.
2. Remove old wiper blades.

⚠ CAUTION

WIPER BLADE ARMS ARE SPRING LOADED, MAKE SURE THEY DO NOT IMPACT THE WINDSHIELD, THIS MAY CAUSE DAMAGE.

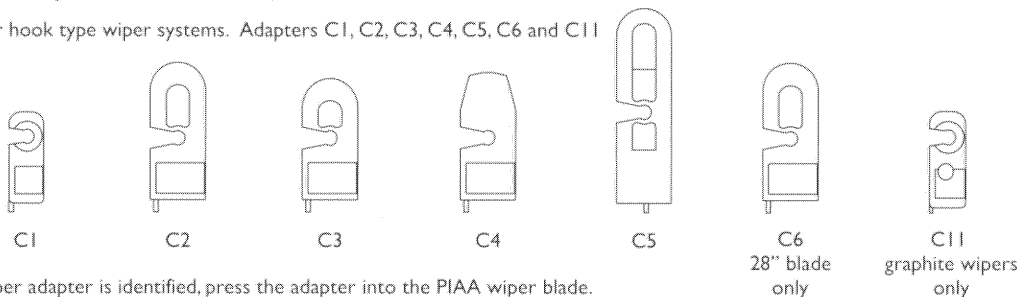
3. Wash windshield thoroughly with soap and water or a glass cleaner.
4. For Super Silicone Wiper Blades Only; apply the windshield treatment solution. Remove the windshield treatment towel from its packet. Wipe the entire windshield with windshield treatment towel. Let the windshield treatment solution dry on the windshield for 10 minutes, then wipe windshield with a clean, dry or slightly damp towel.

INSTALLATION

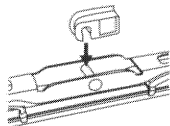
5. Choose the correct wiper blade adapter from the adapter pack.
 - a. Test fit the adapter into the wiper arm to check fit. The correct adapter will "snap" into place.




- i. For hook type wiper systems. Adapters C1, C2, C3, C4, C5, C6 and C11



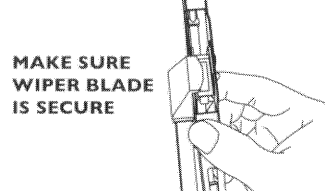
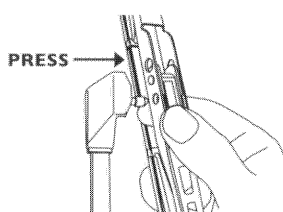
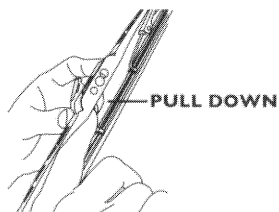
6. Once proper adapter is identified, press the adapter into the PIAA wiper blade.



7. Install PIAA wiper blade onto wiper arm.
 - a. For hook type wiper systems.



- b. For 3/16" side lock pin style wiper systems. Adapter C11 only.



8. For Super Silicone Wiper Blades Only; Run the PIAA Super Silicone blades dry for 5 minutes for final windshield preparation. This applies an initial silicone coating to the windshield. Periodically run the PIAA Super Silicone Wiper Blades dry to maintain an even silicone coating.
9. Replacement Periods
 - a. Super Silicone Wiper Blades – Replace yearly or when damaged.
 - b. Graphite Wiper Blades – Replace every 6-8 months or when damage occurs.
10. Keeping the windshield and wiper blades clean will prolong the life of your wiper blades.