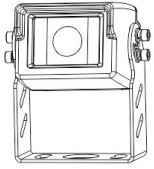



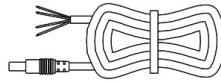
1. Parts list



A Camera × 1



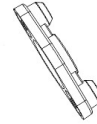
B 65FT Camera power extending line × 1



C DC Power cable × 1



D Screw set × 2



E Bracket plate × 1



F Allen key × 1

2. Specifications

Key features

- High sensitive 1/3" SHARP CCD (620TVL)
- Reverse View / Forward View Selectable
- Parking guide line on/off Selectable
- Waterproof (IP68)
- Excellent Night Vision
- 120° wide viewing angle (Diagonal)
- Working voltage: 9V~16V
- Built-in Microphone
- 65ft extension cable included

Specifications

Image Sensor	1/3" SHARP CCD
System	NTSC
Effective Pixels	768(H)X494(V)
Viewing Angle	120° (Diagonal)
Min. Illumination	0 lux
Waterproof	IP68
Video Output	1.0Vp-75Ω
Supply Voltage	DC9V~16V
Operating Temperature	-22°F~158°F
Storage Temperature	-40°F~176°F

3. Dimensions (inches) & Wiring

