



Full power: Car batteries from Bosch



BOSCH

Invented for life

The perfect source of power for every car:

Bosch battery overview

Modern cars use an increasing number of components that require electrical power. Bosch batteries provide a power supply that ensures the necessary high performance and safety for any task.

S6
Peak power for cars with start/stop systems and regenerative braking.
Page 4–5



S5
Suitable for recent car models with high electrical demand.
Page 6–7



S4
Ensures a powerful start for all types of vehicles.
Page 6–7



S3
The economical solution for many older car models.
Page 6–7



| Line | S6 AGM | S5 | S4 | S3 |
|---------------------------------|--|---|--|--|
| Technology | AGM (Absorbent Glass Mat) | Flooded | Flooded | Flooded |
| Application Characteristics | Recent vehicle models and upmarket models with start/stop systems and regenerative braking | Recent vehicle models and upmarket models | Mid-sized and older vehicle models | Smaller cars with less electrical demand |
| Maintenance | Absolutely maintenance-free | Absolutely maintenance-free | Absolutely maintenance-free | Absolutely maintenance-free |
| Cold-start Performance | ● ● ● | ● ● ● | ● ● | ● |
| Capacity for Electronic Demand | ● ● ● | ● ● | ● | ● |
| Deep-cycle Resistance | ● ● ● | ● ● | ● ● | ● |
| Suitability for Short Distances | ● ● ● | ● ● | ● | ● |
| Installation Angle | up to 90° | 0° | 0° | 0° |
| Roadside Assistance | Free** | Free** | Free** | — |
| Warranty | 4-year | 3-year | 2-year | 1-year |

| | |
|-------|---------------|
| ● | Good |
| ● ● | Better |
| ● ● ● | Best |
| — | Not Available |




*Indicates cycle life of battery
**Free for first 3 years from the date of purchase

S6 High Performance AGM™: For cars with start/stop systems and recuperation



AGM (Absorbent Glass Mat) Technology



Full frame grid for optimum current flow and reduced corrosion
The flow-optimized grid design guarantees consistently high starting power and a long service life. In addition, a special alloy ensures a high corrosion resistance and significantly lower self-discharge.

AGM – acid absorbed by micro-fiber glass mats
Special micro-fiber glass mats completely absorb all the battery acid. High contact pressure strengthens the power-producing component while resisting dry-out for extended cycle service. A lower internal resistance provides an optimized power flow throughout the battery.

Set of plates with extra robust design
Special AGM design includes an Enhanced Electrolyte Suspension system to completely absorb the acid and protect the battery plates. The plates and glass mats are tightly arranged with an optimal level of compression to ensure premium performance and reinforced durability.

The Bosch S6 High Performance AGM™ Battery supplies enough power for frequent starts and stops, and provides a reliable source of power for models with high electrical demand during the stop phase.

AGM (Absorbent Glass Mat) is among the latest cutting-edge technologies for batteries. Special micro-fiberglass mats are installed close to the lead plates of the battery and completely absorb the battery acid. High contact pressure minimizes the loss of active material with very low internal resistance. In demanding situations, larger amounts of energy can pass through as the reaction between the acid and the plate is faster.

AGM batteries should only be replaced with AGM batteries!
AGM batteries must be used as a replacement in cars originally equipped with AGM batteries. Conventional batteries are unable to cope with the demanding requirements of vehicles with start/stop systems.



Advantages of the Bosch S6 High Performance AGM™ Battery:

- ▶ Up to 2x longer life* than conventional starter batteries
- ▶ Constant power even for short trips, stop-and-go traffic or high consumption in stationary mode

*Indicates cycle life of battery
**Under normal operating conditions

- ▶ Excellent charge acceptance and starting power for vehicles with the highest electronic demand
- ▶ 100% maintenance-free**
- ▶ First-class Bosch quality
- ▶ Better vibration resistance
- ▶ 4-year free replacement warranty
- ▶ Free Roadside Assistance

Battery load diagram for start/stop and recuperation



Characteristics: Many starting operations, high strain on the battery and additional power drain by passive boost




S5, S4 and S3 Batteries:


Optimum starting power for every car




Flooded Battery Technology



Full frame grid for optimum current flow and reduced corrosion
The flow-optimized grid design guarantees consistently high starting power and a long service life. In addition, a special alloy ensures a high corrosion resistance and significantly lower self-discharge.



Highly protective pocket separator
Prevents contact between positive and negative plate – for longer service life and higher starting power.



Set of plates with robust connections
Reinforced welds and strong straps and posts resist vibration damage while optimizing power flow to enhance life and performance.

Bosch S5, S4 and S3 Batteries offer first-class Bosch quality for a wide range of requirements and vehicle types.

Bosch S5, S4 and S3 Batteries stand out for their longer service life and excellent cold starting power. The S5 is the powerhouse for recent car models with high electronic demand. The S4 ensures a powerful start for all types of vehicles. The S3 is the economical solution for many older cars.

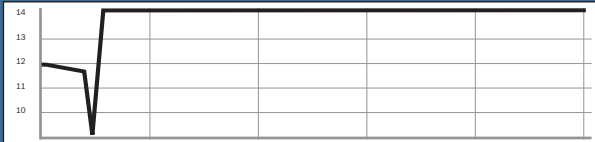


Advantages of Bosch S5, S4 and S3 Batteries:

- ▶ Optimum starting power and long service life
- ▶ Flushed tops for minimized risk of acid leakage
- ▶ Dependable power in accordance with OEM requirements
- ▶ 100% maintenance-free*
- ▶ First-class Bosch quality
- ▶ Free Roadside Assistance for S4 and S5
- ▶ Free replacement warranty:
 - **S5:** 3-year warranty
 - **S4:** 2-year warranty
 - **S3:** 1-year warranty

* Under normal operating conditions

Battery load diagram for conventional vehicles



Characteristics: single-start operation followed by subsequent recharging



The Benefit of Bosch

Did you know?

- ▶ Brand of choice and best/better segment leader in Europe
- ▶ Battery distribution in 105 countries worldwide
- ▶ 30% of OE market share on start/stop systems and connected diagnostics
- ▶ Awarded best brand for batteries in Germany for the past 10 years

Bosch has the battery to fit your needs

Bosch batteries start vehicles and a wide range of equipment in all kinds of weather conditions. Their innovative technology makes these energy packs resistant to high temperatures in the engine compartment. At the same time, acid consumption and corrosion are minimized. This translates into minimum self-discharge, extreme tolerance for short-distance driving and reliable operational safety throughout the battery's service life.

Longer Service Life

Today car batteries are exposed to ever increasing underhood temperatures. In fact, an engine compartment can reach temperatures well above 212° F/ 100°C. Corrosion resistant technology resists damage caused by heat and significantly increases the service life of the batteries.

Quick and Reliable Starting

Bosch batteries are designed to operate in all climates.

Top Performer

Bosch passenger car batteries have been recognized as "top performers" by consumer magazines.

Easy to Choose

Bosch batteries are simple to select based on your vehicle's needs.

Extensive Market Coverage

Bosch has a battery for virtually every vehicle and a wide range of equipment. If you need it, Bosch has it.

Recognized for Quality and Innovation

Bosch has more than 80 years of experience in batteries, with extensive knowledge in auto parts and diagnostics.

Free Roadside Assistance

Bosch offers complementary Roadside Assistance that:

- ▶ Is valid for three years from the date of the purchase for S6, S5 and S4 batteries
- ▶ Requires no registration / activation
- ▶ Allows first initial service as sign and drive, with no out-of-pocket expenses up to program limits
- ▶ Includes additional services on a reimbursement basis



3-Year Nationwide Limited Jumpstart Assistance

The Bosch Nationwide Limited Battery Jumpstart plan applies to the original battery, original purchaser and the original vehicle identified on the receipt for the battery purchase. This limited jumpstart plan applies only to passenger and light truck batteries that lose charge, because of a manufacturer's defect, during the first 36 months after purchase.



4-1604

Parts, Bytes and Services from Bosch:

Top performance from a single source

Complete support for your battery business

Benefit from Bosch parts, bytes and services:

- ▶ Complete range of batteries
- ▶ Efficient diagnostic equipment
- ▶ Reliable services

Parts



- ▶ Complete range of batteries for all passenger cars
- ▶ Cutting-edge technologies
- ▶ First-class quality and reliability
- ▶ Extensive system expertise and a wide range of products for start/stop systems



Services



- ▶ Training sessions and workshops
- ▶ Training and product videos

Bytes



- ▶ Professional battery chargers
- ▶ KTS diagnostic and BAT battery tester for changing batteries
- ▶ ESI[tronic] diagnostic software with detailed, vehicle-specific service and repair instructions, system information and spare-part catalogs for all vehicles

Car Batteries from Bosch:

Technical data and order numbers

| Class | Catalog Number | Bosch 13 Digit Part Number | UPC | BCI Size | CCA | CA | RC | Length (mm) | Width (mm) | Height (mm) | Weight (lb) |
|-------|----------------|----------------------------|--------------|-----------------|-----|------|-----|-------------|------------|-------------|-------------|
| S6 | S6521B | 0092S650547HH | 028851125598 | 34 | 775 | 890 | 120 | 273 | 175 | 203 | 42.5 |
| | S6-34M | 0092S650557HH | 077212176274 | 34M | 775 | 890 | 120 | 273 | 175 | 212 | 42.5 |
| | S6-34R | 0092S650567HH | 077212176281 | 34R | 775 | 890 | 120 | 273 | 175 | 203 | 42.5 |
| | S6523B | 0092S650587HH | 077212000067 | 35/85 | 680 | 800 | 100 | 242 | 171 | 197 | 40 |
| | S6-47 | 0092S650697HH | 077212176298 | 47 (H5/L2) | 600 | 690 | 100 | 242 | 175 | 190 | 39 |
| | S6585B | 0092S650717HH | 028851553834 | 48 (H6/L3) | 760 | 875 | 120 | 278 | 175 | 190 | 45.5 |
| | S6588B | 0092S650737HH | 028851553858 | 49 (H8/L5) | 850 | 975 | 170 | 354 | 175 | 190 | 58 |
| | S6535B | 0092S650777HH | 077212000098 | S46B24R (Prius) | 325 | 390 | 60 | 235 | 127 | 220 | 29.5 |
| | S6551B | 0092S650937HH | 077212000104 | 65 | 750 | 860 | 150 | 305 | 187 | 194 | 47.5 |
| | S6-75DT | 0092S651027HH | 077212176304 | 75/86 | 680 | 800 | 100 | 242 | 179 | 202 | 41 |
| | S6563B | 0092S651057HH | 077212000111 | 78 | 775 | 890 | 120 | 273 | 175 | 184 | 43 |
| | S6-78DT | 0092S651067HH | 077212176311 | 34/78 | 775 | 890 | 120 | 273 | 175 | 203 | 43 |
| | S6587B | 0092S651187HH | 028851553841 | 94R (H7/L4) | 800 | 920 | 140 | 315 | 175 | 190 | 52 |
| | S6-95R | 0092S651207HH | 077212176328 | 95R (H9/L6) | 950 | 1050 | 190 | 394 | 175 | 190 | 64.5 |
| | S6590B | 0092S651547HH | 028851553582 | AUX | 200 | — | — | 150 | 88 | 145 | 11.2 |

| Class | Catalog Number | Bosch 13 Digit Part Number | UPC | BCI Size | CCA | CA | RC | Length (mm) | Width (mm) | Height (mm) | Weight (lb) |
|-------|----------------|----------------------------|--------------|----------------|-----|------|-----|-------------|------------|-------------|-------------|
| S5 | S5507B | 0092S550337HH | 028851550727 | 24 | 725 | 890 | 120 | 273 | 171 | 229 | 42.5 |
| | S5508B | 0092S550347HH | 028851550758 | 24F | 725 | 890 | 120 | 273 | 171 | 229 | 42.5 |
| | S5512B | 0092S550387HH | 028851550871 | 25 | 625 | 770 | 95 | 248 | 175 | 225 | 37 |
| | S5515B | 0092S550417HH | 028851550963 | 27 | 840 | 1035 | 140 | 321 | 171 | 229 | 51 |
| | S5516B | 0092S550427HH | 028851550994 | 27F | 840 | 1035 | 140 | 321 | 171 | 229 | 51 |
| | S5521B | 0092S550547HH | 028851551151 | 34 | 800 | 985 | 115 | 273 | 175 | 203 | 41 |
| | S5522B | 0092S550567HH | 028851551168 | 34R | 800 | 985 | 115 | 273 | 175 | 203 | 41 |
| | S5523B | 0092S550577HH | 028851551212 | 35 | 640 | 785 | 95 | 248 | 175 | 225 | 37 |
| | S5531B | 0092S550697HH | 028851551472 | 47 (H5/L2) | 600 | 740 | 95 | 242 | 175 | 190 | 37 |
| | S5532B | 0092S550717HH | 028851551519 | 48 (H6/L3) | 730 | 900 | 120 | 278 | 175 | 190 | 43 |
| | S5533B | 0092S550737HH | 028851551540 | 49 (H8/L5) | 900 | 1105 | 185 | 354 | 175 | 190 | 52.5 |
| | S5551B | 0092S550937HH | 028851552080 | 65 | 850 | 1045 | 150 | 305 | 187 | 194 | 46.5 |
| | S5559B | 0092S551017HH | 028851552325 | 75 | 690 | 850 | 95 | 248 | 178 | 184 | 36 |
| | S5560B | 0092S551027HH | 028851552356 | 75/86 | 690 | 850 | 95 | 248 | 178 | 206 | 36.5 |
| | S5563B | 0092S551057HH | 028851552554 | 78 | 800 | 985 | 115 | 273 | 175 | 184 | 41 |
| | S5564B | 0092S551067HH | 028851552585 | 34/78 | 800 | 985 | 115 | 273 | 175 | 203 | 42 |
| | S5565B | 0092S551077HH | 028851552615 | 79 | 840 | 1035 | 140 | 307 | 179 | 188 | 43 |
| | S5572B | 0092S551187HH | 028851552820 | 94R (H7/L4) | 790 | 970 | 140 | 315 | 175 | 190 | 47 |
| | S5-95R | 0092S55120076 | 077212176335 | 95R (H9/L6) | 850 | 1045 | 190 | 394 | 175 | 190 | 61.5 |
| | S5-97R | 0092S551237HH | 077212176342 | 97R (H5/L2) | 600 | 740 | 95 | 242 | 175 | 190 | 37 |
| | S5-51R | 0092S550787HH | 077212176434 | 51R | 500 | 615 | 75 | 238 | 127 | 222 | 30 |
| | S5580B | 0092S55129HUM | 028851553063 | 101 | 650 | 800 | 110 | 260 | 179 | 170 | 36 |
| | S5584B | 0092S551567HH | 028851420952 | 46A24L (Miata) | 320 | 400 | 45 | 197 | 130 | 184 | 24 |

| Class | Catalog Number | Bosch 13 Digit Part Number | UPC | BCI Size | CCA | CA | RC | Length (mm) | Width (mm) | Height (mm) | Weight (lb) |
|-------|----------------|----------------------------|--------------|--------------|-----|-----|-----|-------------|------------|-------------|-------------|
| S4 | S4567B | 0092S451097HH | 028851552660 | 86 | 690 | 850 | 90 | 229 | 175 | 206 | 35.5 |
| | S4-24 | 0092S450337HH | 077212176359 | 24 | 650 | 800 | 115 | 273 | 171 | 229 | 41 |
| | S4-24F | 0092S450347HH | 077212176366 | 24F | 650 | 800 | 115 | 273 | 171 | 229 | 41 |
| | S4-27 | 0092S450417HH | 077212176373 | 27 | 710 | 875 | 120 | 305 | 171 | 229 | 47.5 |
| | S4-27F | 0092S450427HH | 077212176380 | 27F | 710 | 875 | 120 | 314 | 171 | 229 | 47.5 |
| | S4521B | 0092S450547HH | 028851551144 | 34 | 690 | 850 | 110 | 273 | 175 | 203 | 38 |
| | S4-34R | 0092S450567HH | 077212176397 | 34R | 690 | 850 | 110 | 273 | 175 | 203 | 38 |
| | S4524B | 0092S450597HH | 028851551243 | 36R | 650 | 800 | 120 | 260 | 184 | 203 | 41.5 |
| | S4525B | 0092S450617HH | 028851551274 | 40R (T6/LB3) | 650 | 800 | 105 | 278 | 175 | 175 | 38 |
| | S4526B | 0092S450627HH | 028851551304 | 41 (T65) | 650 | 800 | 100 | 293 | 175 | 175 | 38 |
| | S4-42 | 0092S450647HH | 077212176403 | 42 (T5/LB2) | 475 | 585 | 70 | 242 | 175 | 175 | 30 |
| | S4-4258R | 0092S450657HH | 077212176557 | 42/58R | 580 | 715 | 85 | 254 | 184 | 175 | 32.5 |
| | S4-48 | 0092S450717HH | 077212176410 | 48 (H6/L3) | 680 | 835 | 120 | 278 | 175 | 190 | 42.5 |
| | S4-50 | 0092S450757HH | 077212176427 | 50 | 600 | 740 | 108 | 340 | 136 | 225 | 43 |
| | S4-55 | 0092S450827HH | 077212176441 | 55 | 540 | 665 | 75 | 222 | 152 | 216 | 32.5 |
| | S4545B | 0092S450877HH | 028851551892 | 59 | 590 | 725 | 100 | 241 | 189 | 190 | 38 |
| | S4-64 | 0092S450927HH | 077212176458 | 64 | 620 | 765 | 100 | 298 | 159 | 225 | 41.5 |
| | S4551B | 0092S450937HH | 028851552073 | 65 | 750 | 925 | 140 | 305 | 187 | 194 | 44 |
| | S4559B | 0092S451017HH | 028851552318 | 75 | 650 | 800 | 90 | 248 | 178 | 184 | 34.5 |
| | S4560B | 0092S451027HH | 028851552349 | 75/86 | 650 | 800 | 90 | 248 | 178 | 206 | 35 |
| | S4563B | 0092S451057HH | 028851552547 | 78 | 690 | 850 | 110 | 273 | 175 | 184 | 37.5 |
| | S4564B | 0092S451067HH | 028851552578 | 34/78 | 690 | 850 | 110 | 273 | 175 | 203 | 39 |
| | S4566B | 0092S451087HH | 028851552639 | 85 | 650 | 800 | 110 | 229 | 175 | 206 | 36 |
| | S4568B | 0092S451107HH | 028851552691 | 90 (T5/LB2) | 600 | 740 | 90 | 242 | 175 | 175 | 34 |
| | S4569B | 0092S451127HH | 028851552721 | 91 (T6/LB3) | 700 | 860 | 100 | 278 | 175 | 175 | 38.5 |
| | S4570B | 0092S45114076 | 028851410885 | 92 (T7/LB4) | 650 | 800 | 130 | 317 | 175 | 175 | 43 |
| | S4571B | 0092S451167HH | 028851552783 | 93 (T8/LB5) | 800 | 985 | 130 | 354 | 175 | 175 | 47.5 |
| | S4574B | 0092S451227HH | 028851553827 | 96R | 600 | 740 | 90 | 242 | 175 | 175 | 34 |
| | S4581B | 0092S451307HH | 028851553803 | 121R | 550 | 675 | 80 | 210 | 177 | 206 | 32.5 |
| | S4582B | 0092S451327HH | 028851553810 | 124R | 700 | 860 | 100 | 260 | 175 | 212 | 39.5 |
| | S4512B | 0092S450387HH | 028851550864 | 25 | 550 | 675 | 90 | 248 | 175 | 225 | 34 |
| | S4523B | 0092S450577HH | 028851551205 | 35 | 550 | 675 | 90 | 248 | 175 | 225 | 34 |
| | S4535B | 0092S450767HH | 028851551595 | 51 | 450 | 555 | 70 | 238 | 127 | 222 | 28.5 |
| | S4536B | 0092S450787HH | 028851551625 | 51R | 450 | 555 | 70 | 238 | 127 | 222 | 28.5 |
| | S4554B | 0092S450967HH | 028851552165 | 70 | 540 | 665 | 80 | 222 | 178 | 181 | 31 |

| Class | Catalog Number | Bosch 13 Digit Part Number | UPC | BCI Size | CCA | CA | RC | Length (mm) | Width (mm) | Height (mm) | Weight (lb) |
|-------|----------------|----------------------------|--------------|------------|-----|-----|-----|-------------|------------|-------------|-------------|
| S3 | S3543B | 0092S350857HH | 028851551823 | 58 | 580 | 715 | 85 | 254 | 184 | 178 | 32.5 |
| | S3544B | 0092S350867HH | 028851551854 | 58R | 580 | 715 | 85 | 254 | 184 | 175 | 32.5 |
| | S3-24 | 0092S350337HH | 077212176465 | 24 | 550 | 675 | 90 | 273 | 171 | 229 | 37 |
| | S3-24F | 0092S350347HH | 077212176472 | 24F | 550 | 675 | 90 | 273 | 171 | 229 | 37 |
| | S3513B | 0092S350397HH | 028851550888 | 26 | 540 | 665 | 80 | 222 | 171 | 203 | 31 |
| | S3514B | 0092S350407HH | 028851550918 | 26R | 540 | 665 | 80 | 222 | 171 | 203 | 31 |
| | S3-34 | 0092S350547HH | 077212176489 | 34 | 550 | 675 | 90 | 273 | 175 | 203 | 35 |
| | S3-4258R | 0092S350657HH | 077212176540 | 42/58R | 500 | 615 | 75 | 254 | 184 | 175 | 31 |
| | S3-45 | 0092S350677HH | 077212176496 | 45 | 485 | 595 | 65 | 238 | 140 | 229 | 31 |
| | S3-48 | 0092S350717HH | 077212176502 | 48 (H6/L3) | 615 | 755 | 95 | 278 | 175 | 190 | 36.5 |
| | S3551B | 0092S350937HH | 028851552066 | 65 | 675 | 830 | 130 | 305 | 187 | 194 | 41.5 |
| | S3559B | 0092S351017HH | 028851552301 | 75 | 540 | 665 | 85 | 248 | 178 | 184 | 33 |
| | S3560B | 0092S351027HH | 028851552332 | 75/86 | 540 | 665 | 85 | 248 | 178 | 206 | 33 |
| | S3-78 | 0092S351057HH | 077212176519 | 78 | 550 | 675 | 90 | 273 | 175 | 184 | 35 |
| | S3-86 | 0092S351097HH | 077212176526 | 86 | 540 | 665 | 85 | 229 | 175 | 206 | 35.5 |
| | S3583B | 0092S35133E6M | 028851125307 | 151R | 335 | 410 | 55 | 184 | 125 | 222 | 19 |

What drives you, drives us.

Technology from Bosch is used in practically every vehicle in the world. For us, the focus is on people and helping them stay mobile.

We have been dedicated to people for more than 125 years with our pioneering spirit, research, production and expertise.

Our dedication is an unwavering commitment to providing people with a unique combination of parts, diagnostics, workshop equipment and services:

- ▶ State-of-the-art solutions for efficient vehicle repairs
- ▶ Innovative workshop equipment and software – also available on favorable lease terms
- ▶ The world's largest range of new and remanufactured spare parts
- ▶ Fast, reliable delivery service
- ▶ Expert customer care via our hotline
- ▶ Extensive range of training courses
- ▶ Specific sales and marketing support
- ▶ Plus many other services



BOSCH
Invented for life

©2016 Robert Bosch LLC, USA. All rights reserved. BOSCH is a registered trademark of Robert Bosch GmbH and/or its affiliated entities.



Bosch products and services

- ▶ Diagnostics
- ▶ Diesel systems
- ▶ Gasoline systems
- ▶ Brake systems
- ▶ Spark plugs
- ▶ Energy systems
- ▶ Batteries
- ▶ Filters
- ▶ Wiper systems
- ▶ Light technology
- ▶ Comfort electronics
- ▶ Hybrid/e-mobility
- ▶ Technical hotline
- ▶ Knowledge database
- ▶ Service training
- ▶ Workshop concepts

Subject to technical and program changes.



The new Bosch packaging design

- ▶ Sales-boosting, appealing design
- ▶ Multi-line concept for different specifications for a targeted customer approach
- ▶ Unmistakable hallmark of premium Bosch quality, worldwide
- ▶ Perfectly aligned with the corporate identity of Bosch