









CIVIC X - BLOW OFF VALVE INSTALLATION MANUAL

TOOLS REQUIRED

Pliers
Flat screw driver
M8 socket wrench

MATERIALS REQUIRED

None

| | | | |
|--|---|--|---|
| 1 | Unplug the wastegate connector. | 2 | Remove the wire harness clip. |
|  |  |  |  |
| 5 | Prepare Boomba Racing blow off valve. | 7 | Install the supplied vacuum hose. |
|  |  |  |  |