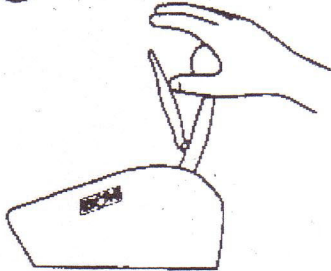




Pro Stick Operating Instructions

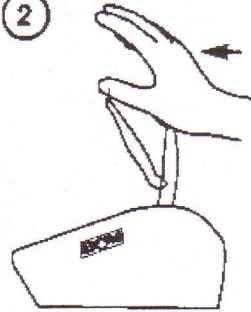
2 Speed Gate Pattern

①



1st gear ready position.
Hand off trigger, stick all
the way back.

②



1-2 shift. Hand off trigger,
slap knob forward to 2nd
gear locked position.

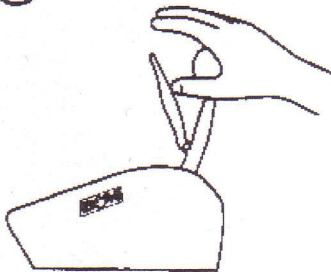
9100014-01



Pro Stick Operating Instructions

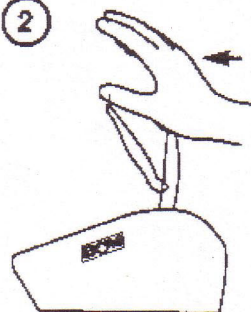
2 Speed Gate Pattern

①



1st gear ready position.
Hand off trigger, stick all
the way back.

②



1-2 shift. Hand off trigger,
slap knob forward to 2nd
gear locked position.

9100014-01