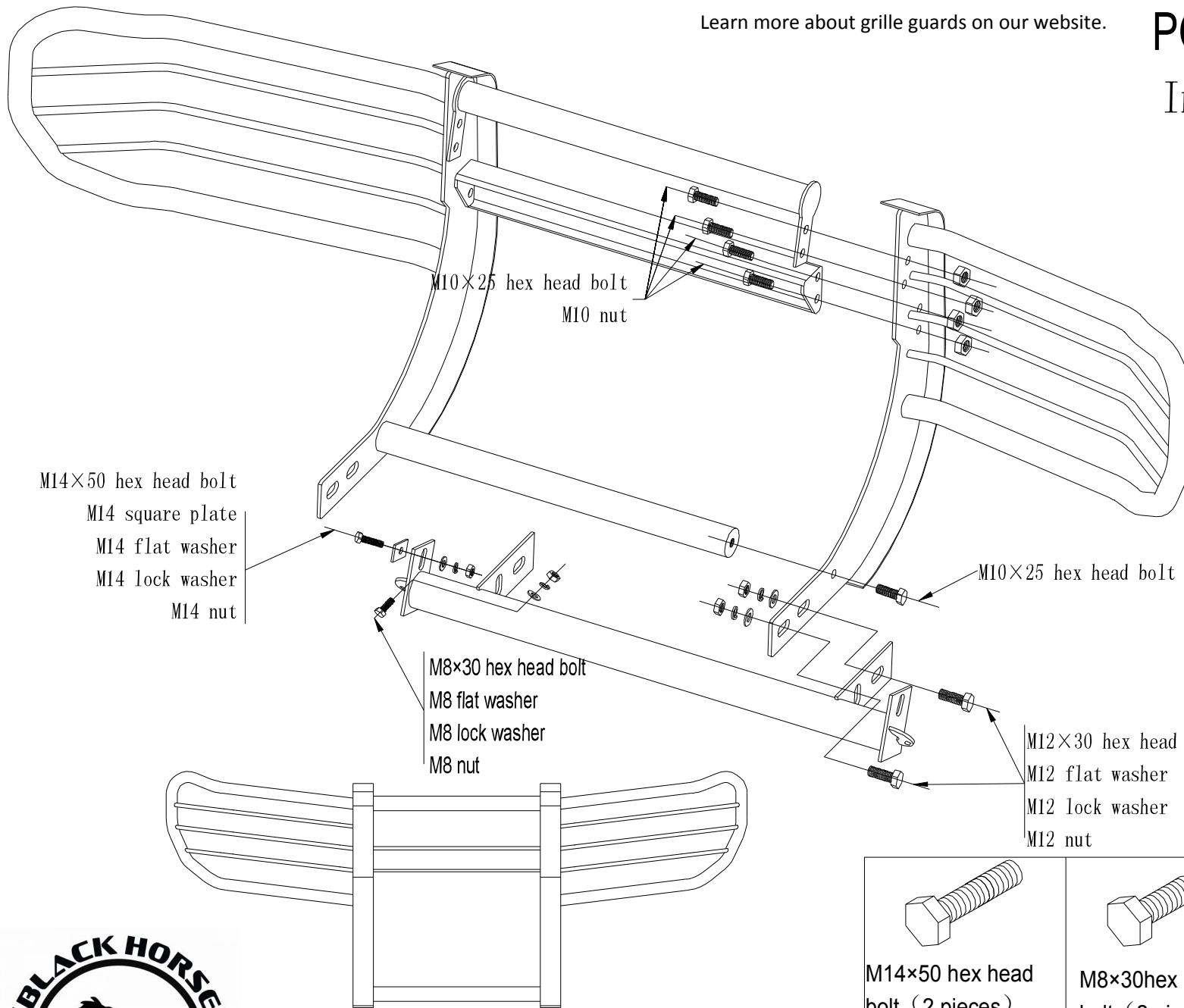


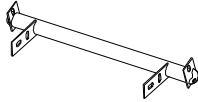

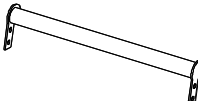
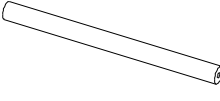
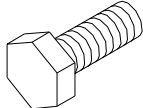

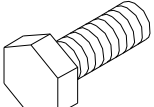

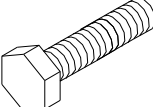
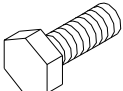









Learn more about grille guards on our website.

# PG24001 Grille Guard

## Installation Instruction



Parts list of PG24001 Grille Guard:

|   |   |  |   |   |   |   |
|---|---|--|---|---|---|---|
| <br>mount bracket<br>(1 piece)             | <br>center spreader<br>(1 piece)       |  |   |   |   |   |
| <br>top spreader<br>(1 piece)              | <br>bottom spreader<br>(1 piece)       |  |   |   |   |   |
| <br>M10x25<br>hex head bolt<br>(10 pieces) | <br>M10 nut(8 pieces)                  |  |   |   |   |   |
| <br>M12x30<br>hex head bolt<br>(4 pieces) | <br>M12 nut(4 pieces)                 |  |   |   |   |   |
| <br>M14×50 hex head<br>bolt (2 pieces)   | <br>M8×30hex head<br>bolt (2 pieces) | <br>M12 flat washer<br>(4 pieces) | <br>M12 lock washer<br>(4 pieces)  |   |   |   |
| <br>M14 nut<br>(2 pieces)                  | <br>M14 flat washer<br>(2 pieces)      | <br>M14 lock washer<br>(2 pieces)  | <br>M14 square plate<br>(2 pieces) | <br>M8 nut<br>(2 pieces) | <br>M8 flat washer<br>(2 pieces) | <br>M8 lock washer<br>(2 pieces) |

