

S/S UNIVERSAL ROLL BAR FOR 1/2 TON TRUCKS (GM SILVERADO 2015-FORD F150 2015) FLAT BASE WITH LED BRAKE LIGHT



INSTALLATION INSTRUCTIONS

**SS/S UNIVERSAL ROLL BAR FOR 1/2 TON TRUCKS (GM SILVERADO
2015-FORD F150 2015) FLAT BASE WITH LED BRAKE LIGHT**

PART # RB001SS


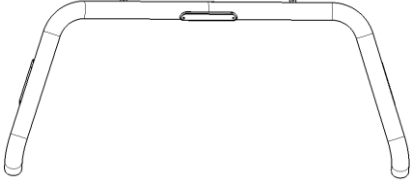



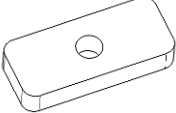
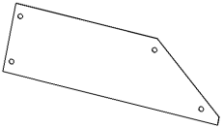
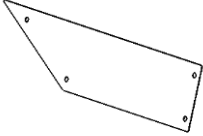
Before Installation

- Please read the instruction completely for easy installation, which will also help you to avoid scratches or other potential damages to your appealing car.
- The information shown here is for reference only and may differ from the product that you receive, however the goods are fitted in the same way.

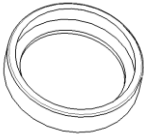
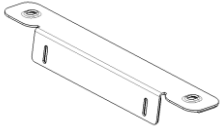
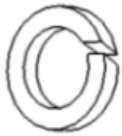
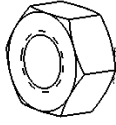



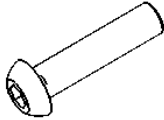
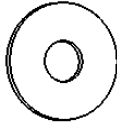
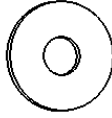

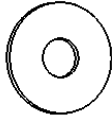
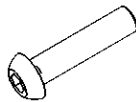
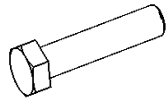
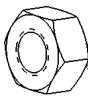
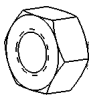

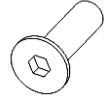

Care and Cleaning

- Mild soap may be used also to clean the Product.
- Please periodically check and retighten all the hardware and clean the investment for a refresh look.

Parts list

NO.	QTY	PICTURE	NO.	QTY	PICTURE
①	1	 Pipe 1	②	1	 Pipe 2
③	1	 Decoration plate-L	④	1	 Decoration plate-R
⑤	1	 Connecting plate (FOR LED LIGHT INSTALLATION)	⑥	2	 Block
⑦	2	 Red decoration plate	⑧	2	 Decoration plate backboard

S/S UNIVERSAL ROLL BAR FOR 1/2 TON TRUCKS (GM SILVERADO 2015-FORD F150 2015) FLAT BASE WITH LED BRAKE LIGHT

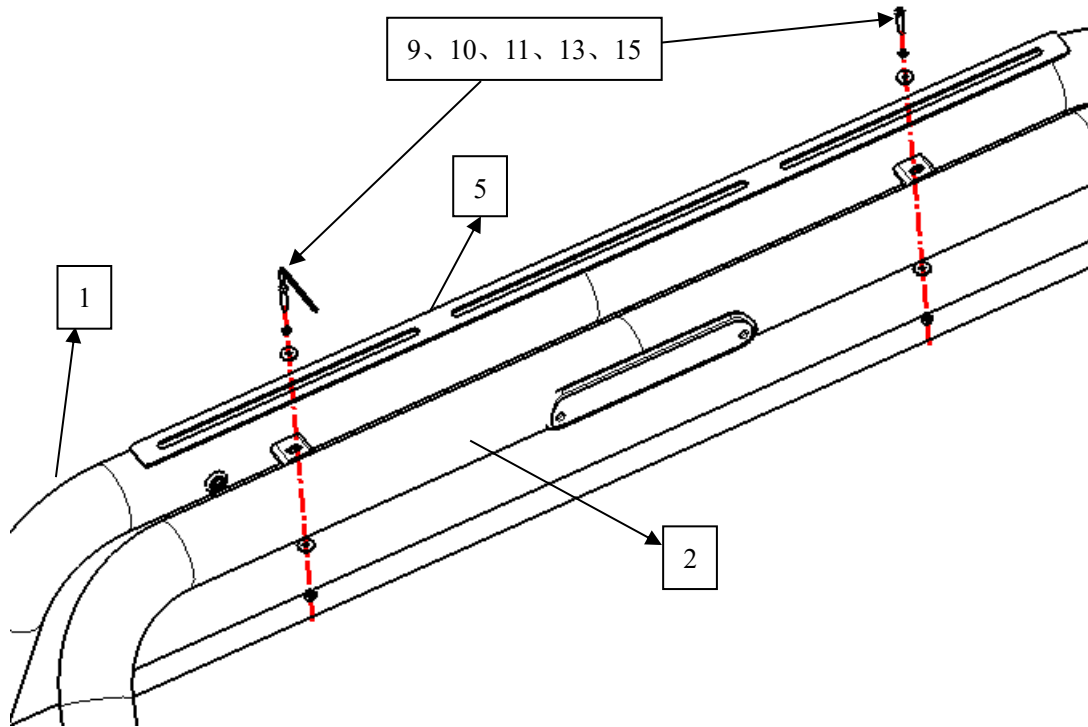
⑨	4	 Gum cover	⑩	2	 Bracket (TACOMA)
⑪	2	 Spring washer D8	⑫	2	 Hex nut M8
⑬	1	 Allen wrench S=8	⑭	1	 Allen wrench S=4
⑮	1	 Allen wrench S=5	⑯	2	 Button head allen bolts M8_40
⑰	12	 Flat washer D12	⑱	4	 Large washer D8
⑲	8	 Spring washer D6	⑳	16	 Large washer D6
㉑	8	 Button head allen bolts M6_20	㉒	6	 Hex nut M12_40
㉓	6	 Hex nut M12	㉔	8	 Hex nut M6
㉕	6	 Spring washer D12	㉖	4	 Flat head allen bolts M12_40
㉗	1	 Allen wrench S=2.5			

Installation Steps

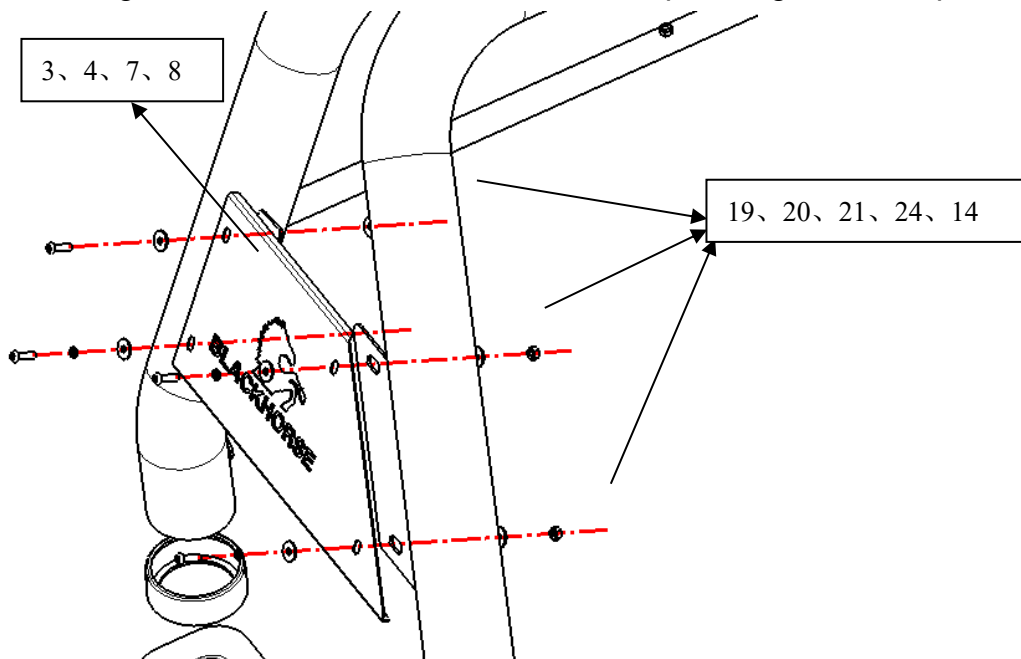
Installation Figure:

Step 1: Verify all parts are present.

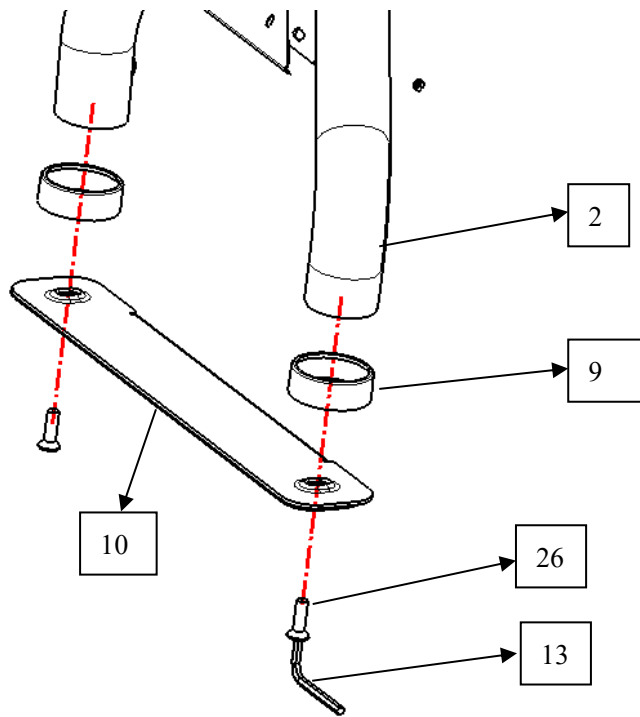
Step 2: Using wrench 15, install 1/2 main pipes and connecting plate 5 together with parts 9/10/11/13 as shown.



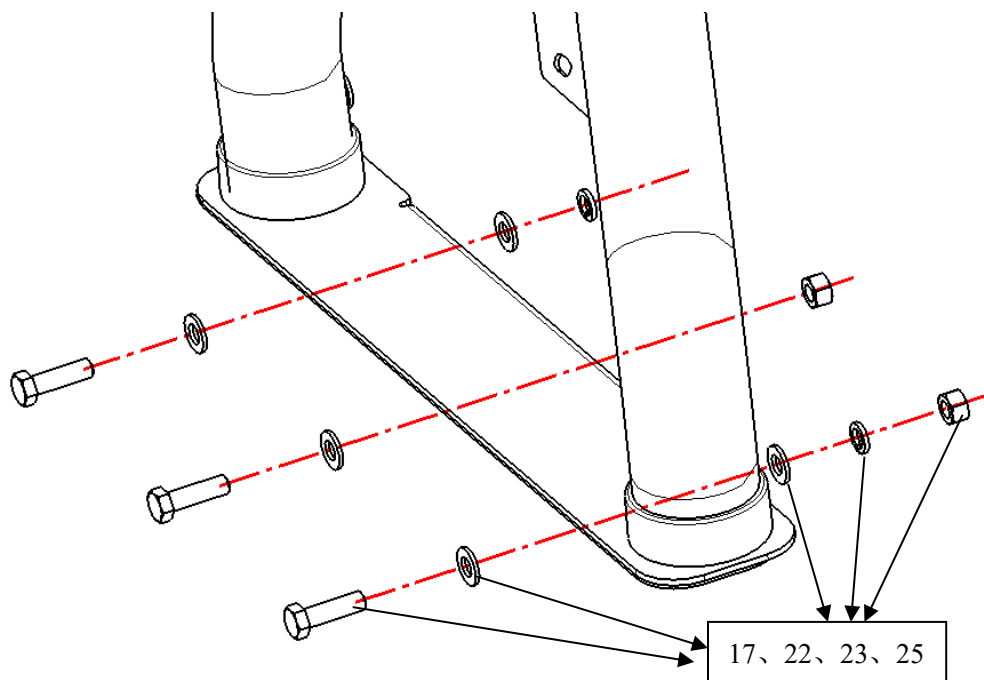
Step 3: Using wrench 14, install 3/4 decoration plate together with parts 19/20/21/24 as shown.



Step 4: Using wrench 13, install support plate 10 and gum cover 9 with part 26.




Step 5: Fix the roll bar on the truck with parts 17/22/23/25. Drill holes on the truck if there are no installation holes. Test and make sure that the roll bar is steadily fixed, and then tighten all the hardware.



Step 6: Installation is finished, pick up all tools.

S/S UNIVERSAL ROLL BAR FOR 1/2 TON TRUCKS (GM SILVERADO 2015-FORD F150 2015) FLAT BASE WITH LED BRAKE LIGHT



NOTE

Any damages and losses caused by improper installation and application, goes beyond our quality warranty.