

INSTALLATION INSTRUCTION

S/S REAR BUMPER GUARD SINGLE TUBE WITH PAD

14-15 JEEP CHEROKEE

PART # 8DJPCSS



**BLACK HORSE
OFF ROAD**

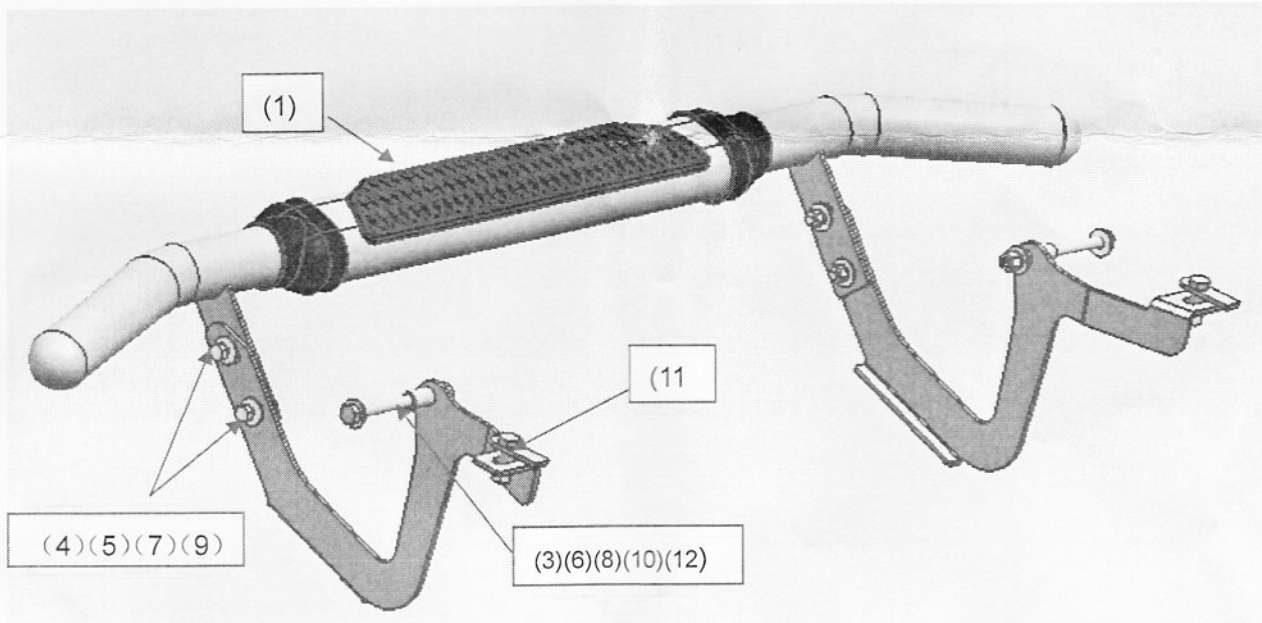
Attention:

- Please read this installation menu before installing this part. Protect your car properly in case there is any scratch might happen.
- You may need to periodically to re-tighten all hardware for safety use after installation.
- Installation pictures are only for your reference, there might be some differences between pictures and real parts but no affection for your fitting.

PART LIST

No.	NAME	QTY	REMARK	No.	NAME	QTY	REMARK
(1)	Rear Bumper	1		(7)	Spring Washer	4	65Mn Φ 10
(2)	Mounting Bracket	2		(8)	Spring Washer	4	65Mn ϕ 12
(3)	Hexagon Head Bolt	2	45# M12*130*40-4.8 (half thread)	(9)	Hexagon Nut	4	35# M10-8.0
(4)	Hexagon Head Bolt	4	45# M10*35-8.8	(10)	Hexagon Nut	4	35# M12-4.0
(5)	Large Washer	8	Q235A Φ 10*30*2.5	(11)	T Bolt	2	
(6)	Large Washer	6	Q235A ϕ 12*30*3.0	(12)	Round Tube	2	

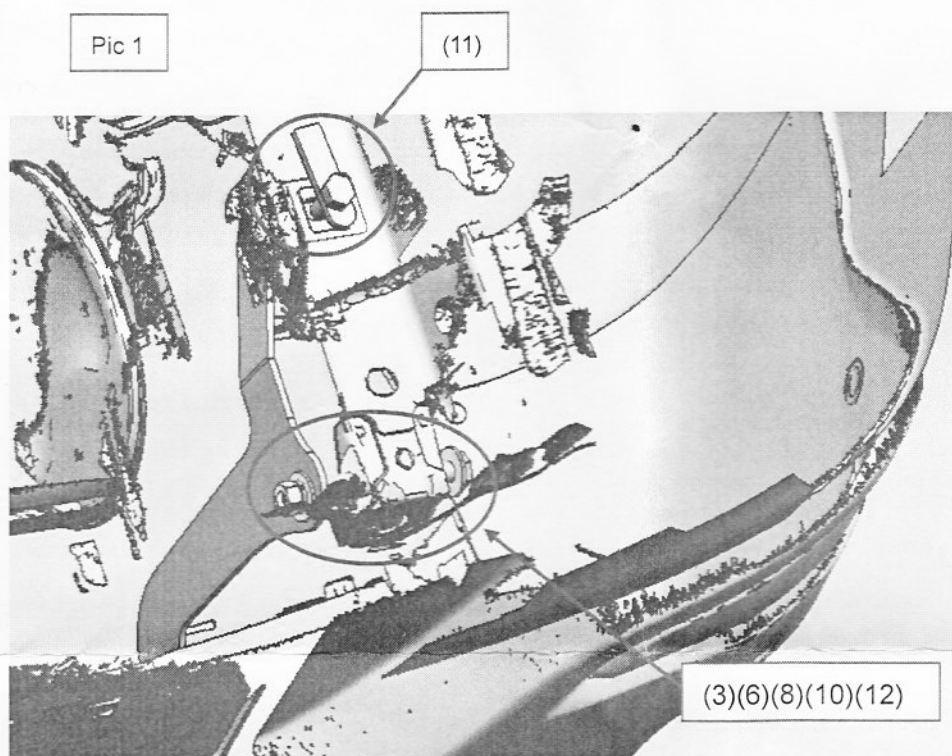
INSTALLATION PICTURES




INSTALLATION PROCEDURES

Step 1: Refer to Part List to check if all hard ware are included

Step 2: Refer to Pic 1 to install the mounting brackets.



Step 3: Refer to Pic 2 to install the rear guard on the mounting brackets.



Disclaimer: Caused due to improper installation initiates or some related problem and losses, are beyond our company's quality assurance.