

INSTALLATION INSTRUCTION

2007-2013 BMW X5 E70 OEM RUNNING BOARDS

Part# RBME70




**BLACK HORSE
OFF ROAD**

Attention:

- Please read this installation menu before installing this part. Protect your car properly in case there is any scratch might happen.
- You may need to periodically to re-tighten all hardware for safety use after installation.
- Installation pictures are only for your reference, there might be some differences between pictures and real parts but no affection for your fitting.

INSTALLATION PROCEDURE

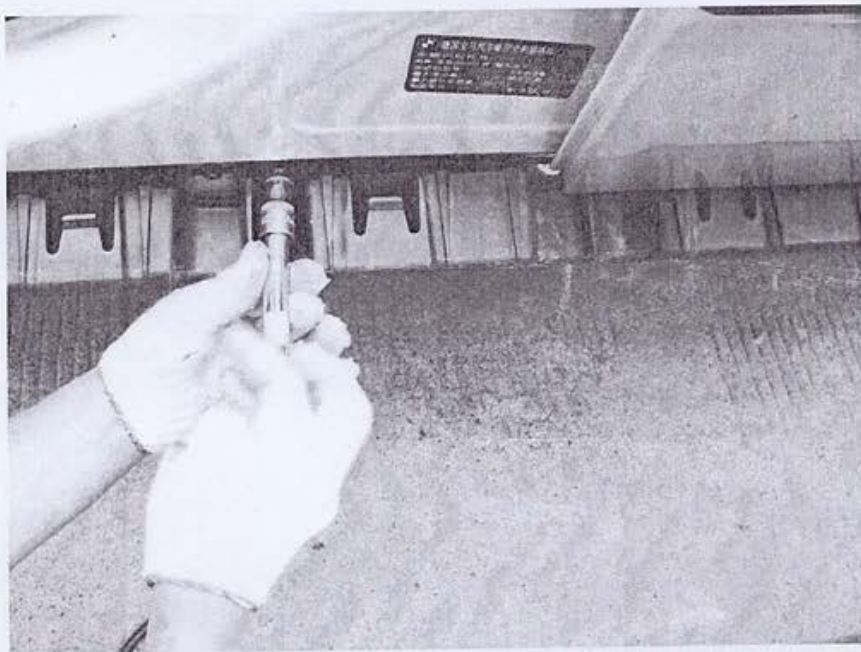

Step 1: Check if there is any problem with the running board.




Step 2: Remove the side protection.




Step 3: Install the supporting of the running board on the side.





Step 4: Install the running board on the supporting.



Step 5: Complete the installation.



INSATALLATION PICTURE



Disclaimer: Caused due to improper installation and use or the related problems and losses, is beyond our company's quality assurance.