



## INSTALLATION INSTRUCTIONS

**SIDE BARS PART#: 9B098901A2SS\9B098901A2A  
07-08 TOYOTA TUNDRA (Double Cab & Crew Max)**

### PARTS LIST:

1	Passenger Side Bar	1	Passenger/Tight Rear Mounting Bracket
1	Driver Side Bar	1	Driver/Left Rear Mounting Bracket
1	Passenger/Right Front Mounting Bracket	24	8-1.25mm x 25mm Hex Head Bolts
1	Driver/Left Front Mounting Bracket	24	8mm ID x 22mm OD x 3mm Flat Washers
1	Passenger/Right Middle Mounting Bracket	24	8mm Lock Washers
1	Driver/Left Middle Mounting Bracket		

### PROCEDURE:

1. REMOVE CONTENTS FROM BOX. VERIFY ALL PARTS ARE PRESENT. READ INSTRUCTIONS CAREFULLY.
2. From underside of vehicle, remove existing bolts on the side panel. **NOTE:** There is only one bolt by the front flare, two by the center of the cabin and two by the rear flare. You would need to remove one bolt from a non-mounting location to use for the front mounting location.
3. Partially hang front passenger/right side Mounting Bracket with factory bolts removed in step two (Figure 2). Repeat this step for passenger/right middle and passenger/right rear Mounting Bracket. **NOTE:** Refer for Figure 1, 2, 3, and 4 for bracket configuration.
4. Locate the passenger/right Side Bar and carefully place it onto previously installed Mounting Brackets. **WARNING!** Do not slide Side Bar back and forth on the Mounting Brackets; this may damage the finish on the Side Bar.
5. Align holes on the Side Bar with holes on the Mounting Brackets. Attach Side Bar to Mounting Brackets with the included (6) 8-1.25mm x 25mm Hex Head Bolt, (6) 8mm Flat Washers, and (6) 8mm Lock Washers (Figure 5). Do not tighten at this time.
6. Level and adjust Side Bar, and then tighten all hardware at this time now.
7. Repeat Steps 2-6 for driver/left side
8. Do periodic inspections to the installation to make sure that all hardware is secure and tight.

### INCLUDED COMPONENTS



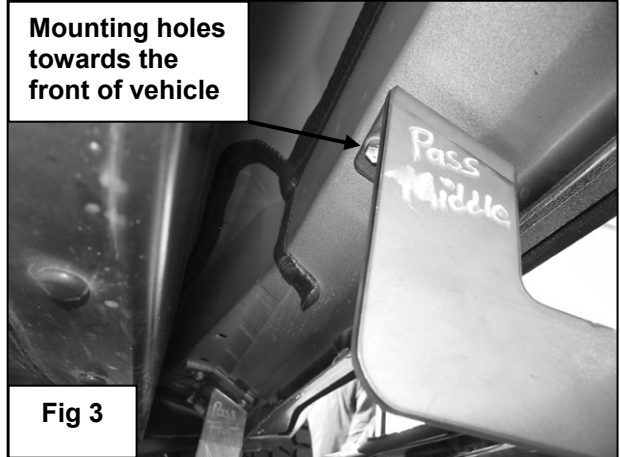


Figure 1


**Passenger/Right Front Mounting Bracket Shown**



**Passenger/Right Middle Mounting Bracket Shown**



**Passenger/Right Rear Mounting Bracket Shown**



**Passenger/Right Side Shown**

