



















INSTALLATION INSTRUCTION  
GRILLE GUARD FOR DODGE TCUV  
ITEM NO: BBDG100SS



(ATTENTION)

1. Please read this installation instruction before installing this part.  
When install it, please pay attention to protecting your vehicles.
2. When you use it, please check this parts at a fix time-lapse, such as one month or two month.

(PARTS LIST)

No	Name	Photo	Qty	Remarks	No	Name	Photo	Qty	Remarks
A	Grille Guard		1		J	M10" T" Hex Bolt		1	M10X35
B	mount bracket left		1		K	flat washer		2	M10
C	mount bracket right		1		L	Lock washer		2	M10
D	support bracket		1		M	NUT		2	M10
E	M6" T" Hex Bolt		2	M6X25	N	Hex Bolt		1	M12X40
F	flat washer		2	M6	O	Hex Bolt		4	M12X30
G	Lock washer		2	M6	P	flat washer		6	M12
H	NUT		2	M6	Q	Lock washer		5	M12
L	M10" T" Hex Bolt		1	M10X35	R	NUT		5	M12

