



# Installation Instructions Roughrider<sup>®</sup> Underseat Organizer

## Vehicle Application

- 2007 - 2010 Jeep Wrangler (JK) 2 Door  
Front Underseat Organizer
- 2007 - Current Jeep Wrangler (JK & JL) 4 Door  
Rear Underseat Organizer

### INSTALLATION TIME



1/4 Hour

### SKILL LEVEL



1 - Easy

### TOOLS

None

## Front Underseat Organizer



## Rear Underseat Organizer



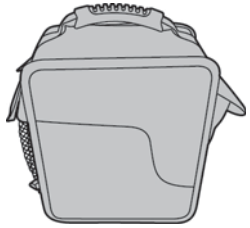
**! WARNING** This product is designed primarily to enhance the appearance of the vehicle. Do not rely in any way on the components of this product to protect against injury or death in the event of an accident. Never operate the vehicle in excess of manufacturer's specifications.

### WEAR SEAT BELTS AT ALL TIMES

Read and follow, precisely, all installation instructions provided when installing product. Failure to do so may result in a poor fit and could place occupants of the vehicle in a potentially dangerous situation.

# Roughrider Underseat Organizer – Installation Instructions

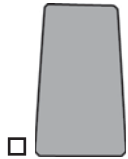
## Parts List



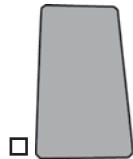
Underseat Organizer,  
498.09, Qty - 1



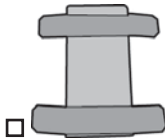
Pocket Divider A,  
499.00, Qty - 1



Rt. Side  
Reinforcement,  
499.01, Qty - 1

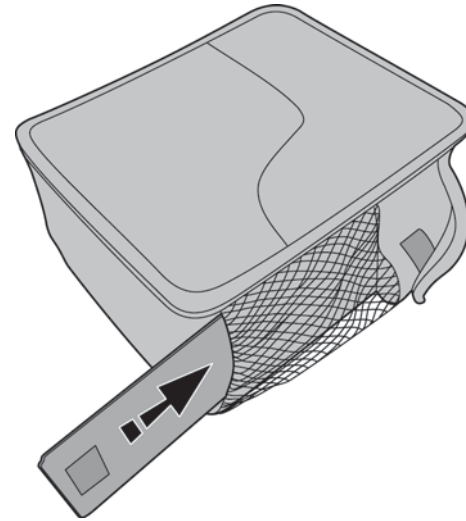


Lt. Side  
Reinforcement,  
499.02, Qty - 1



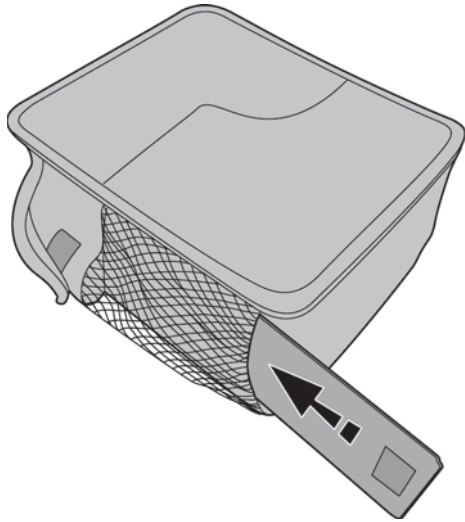
Pocket Divider B,  
499.03, Qty - 1

**1**



## Roughrider Underseat Organizer – Installation Instructions

2



3

