

TAILGATE INSTALLATION

BedRug/BedTred tailgate sections for CJ, YJ, TJ and JK models.

P/Ns: BRCJTG, BTCJTG, BRYJTG, BTYJTG, BRTJTG, BTTJTG, BRJKTG, BTJKTG



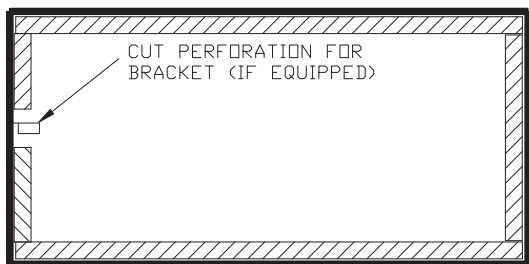
Congratulations on choosing the tailgate protector available for your Jeep. The BedRug/BedTred material is mold and mildew resistant, easily cleaned with water & household cleaning chemicals and extremely resistant to most chemicals.

- **Kit Contents:** Tailgate piece, velcro
- **Tools Needed:** Utility knife, soap, water and rubbing alcohol

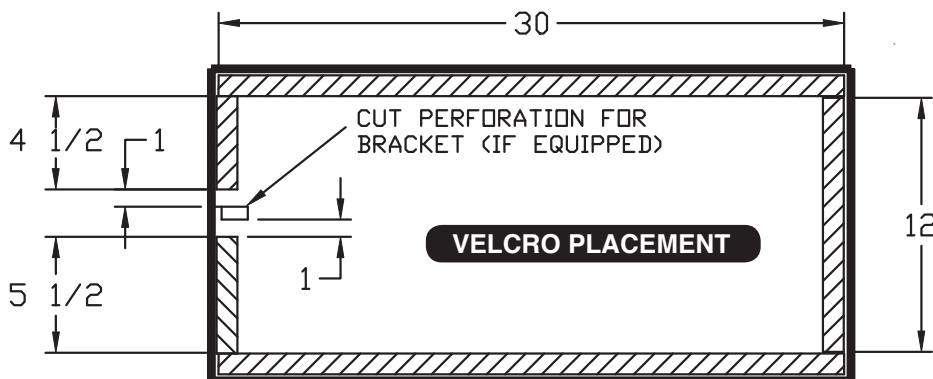
INSTALLING TAILGATE PIECE

Position tailgate liner then clean surface with alcohol then remove film backing from fastener and attach to the tailgate. Firmly rub entire surface to ensure good attachment.


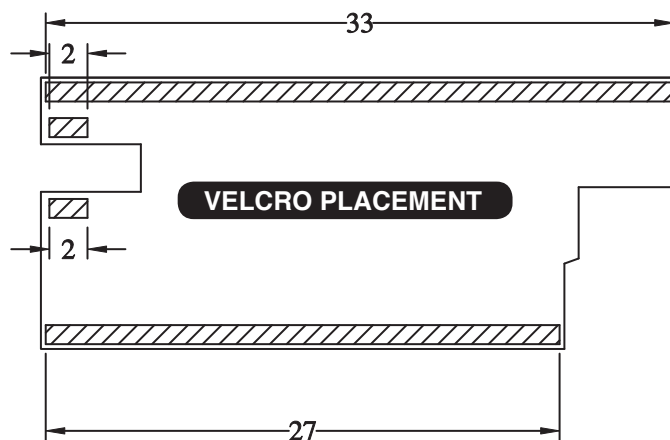
NOTE: If the tailgate piece covers any screw holes, you will need to puncture holes thru the piece in order to reinstall screws for the latch cover.



NOTE: Cut opening at perforation if tailgate has metal arm.



BedRug/BedTred Jeep Tailgate Installation Instructions



VELCRO PLACEMENT

