



Part#: 124327

Product: Lower Fixed Control Arms



Application: 1997-2006 Jeep TJ, 1984-2001 Jeep XJ

---

**READ AND UNDERSTAND ALL INSTRUCTIONS AND WARNINGS PRIOR TO INSTALLATION OF SYSTEM AND OPERATION OF VEHICLE.**


---

### FRONT OR REAR INSTALLATION INSTRUCTIONS

1. Park the vehicle on a clean, flat surface and block the rear wheels for safety. If working on the rear of a Jeep TJ, block the front wheels.
2. Raise the vehicle and support with jack stands under the frame behind the lower control arm mounts.
3.  Optional :Remove the wheels. This can be done for easier access to the work area.
4. Support the axle with an appropriate floor jack.
5. If working on a TJ with front axle alignment eccentric bolts at the axle, mark the cam position for reference later.
6.  Optional : Disconnect the track bar from the axle. This will aid in realignment of the control arm bolts by allowing the axle to be centered under the vehicle at all times.
7. With the axle well supported, remove the lower control arm bolts at the axle and frame. Remove both lower control arms from the vehicle. Save hardware.
8. Using the OE hardware, install the arms in the frame and axle mounts so that the bend is down and closer to the front axle. (Figure 1). It may be necessary to raise or lower the axle to align the control arm bolts. Leave hardware loose, it will be tightened with the vehicle at ride height.

### PARTS LIST

Part #	Qty	Description
A174	2	Fixed Length LCA w/Rubber Bushings



9. If removed, re-install the wheels.
10. Lower the vehicle to the ground and bounce the front to settle the suspension.
11. If disconnected, install the track bar to the axle with the OE hardware and tighten to OE specs: 55 ft-lbs.
12. Tighten the control arm axle mount bolts to OE specs: front axle-85 ft-lbs., rear axle-130 ft-lbs. frame-130 ft-lbs. If the front axle has alignment cams bolts align them to the marks made in step 5.
13. Check all fasteners for proper torque.
14. Check all fasteners after 500 miles.