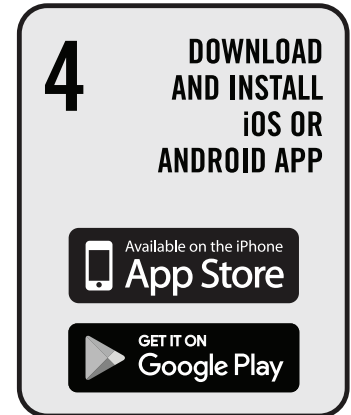
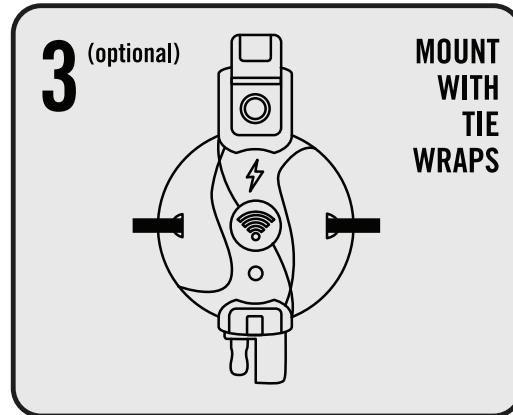
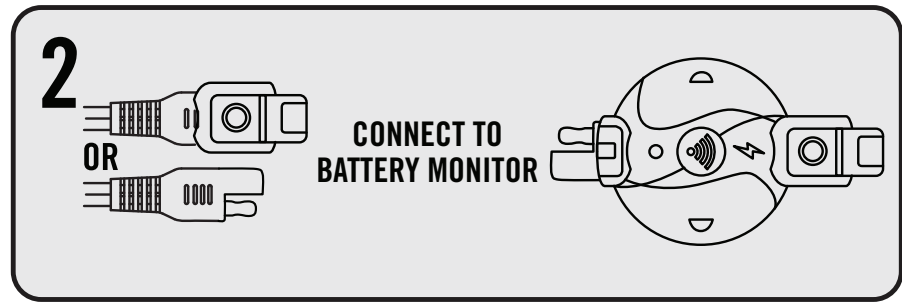
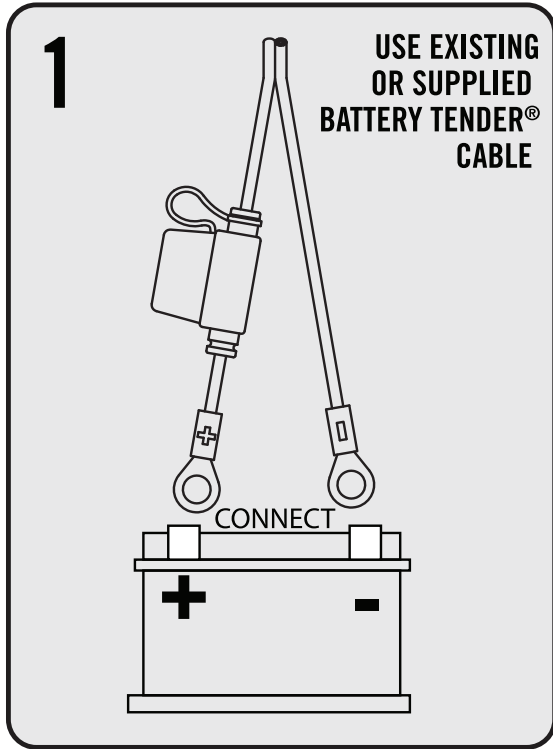


BATTERY TENDER® WIRELESS BATTERY MONITOR INSTALLATION GUIDE



BATTERY TENDER® APP SETUP

- 1) Look for Battery Tender on the Google Play and Apple App Store.
- 2) Download the app and install it.
- 3) Open the app and follow the easy on screen guide to connect your mobile device to your Battery Tender®.
- 4) We recommend connecting the device to a WiFi network with internet access and turning on Push Notifications to use all of the functions of the app and have access to their Battery Tender® from anywhere in the world with an internet connection.
- 5) Please check www.batterytender.com for the latest instructions.

Dell™
Irran

**Battery
Tender®**

Wifi

**WIRELESS
BATTERY
MONITOR**

QUICK START UP GUIDE

p/n: 081-0172



Available on the iPhone
App Store

GET IT ON
Google Play