

PROUDLY CELEBRATING



30 YEAR ANNIVERSARY

1990-2020



ANNIVERSARY EDITION

OFF-ROAD

COLLECTION



# AXE OFF-ROAD

AXE OFF-ROAD IS OUR NEW TRUCK LINE MADE TO MEET THE DEMANDS FOR OFF-ROAD VEHICLES. WE CONTINUE OUR HIGH QUALITY WITH ENHANCED TECHNOLOGY TO CREATE NEW DESIGNS AND SIZES. THIS NEW LINE FEATURES EXCLUSIVE CHROME FINISH AND DEEP CONCAVE DESIGNS.

## UNIQUE CAP DESIGN

OUR DISTINCTIVE CAP DESIGN ALLOWS FOR EXPOSED LUGS AND HIDES THE UNUSED MULTI-DRILLED HOLES. GIVING YOU FURTHER CUSTOMIZATION WITH CUSTOM LUGS.

## DEEP CONCAVE

USING ADVANCE TECHNOLOGY TO CREATE DEEP CONCAVE DESIGNS.

AXE OF

**MULTI-DRILLED**

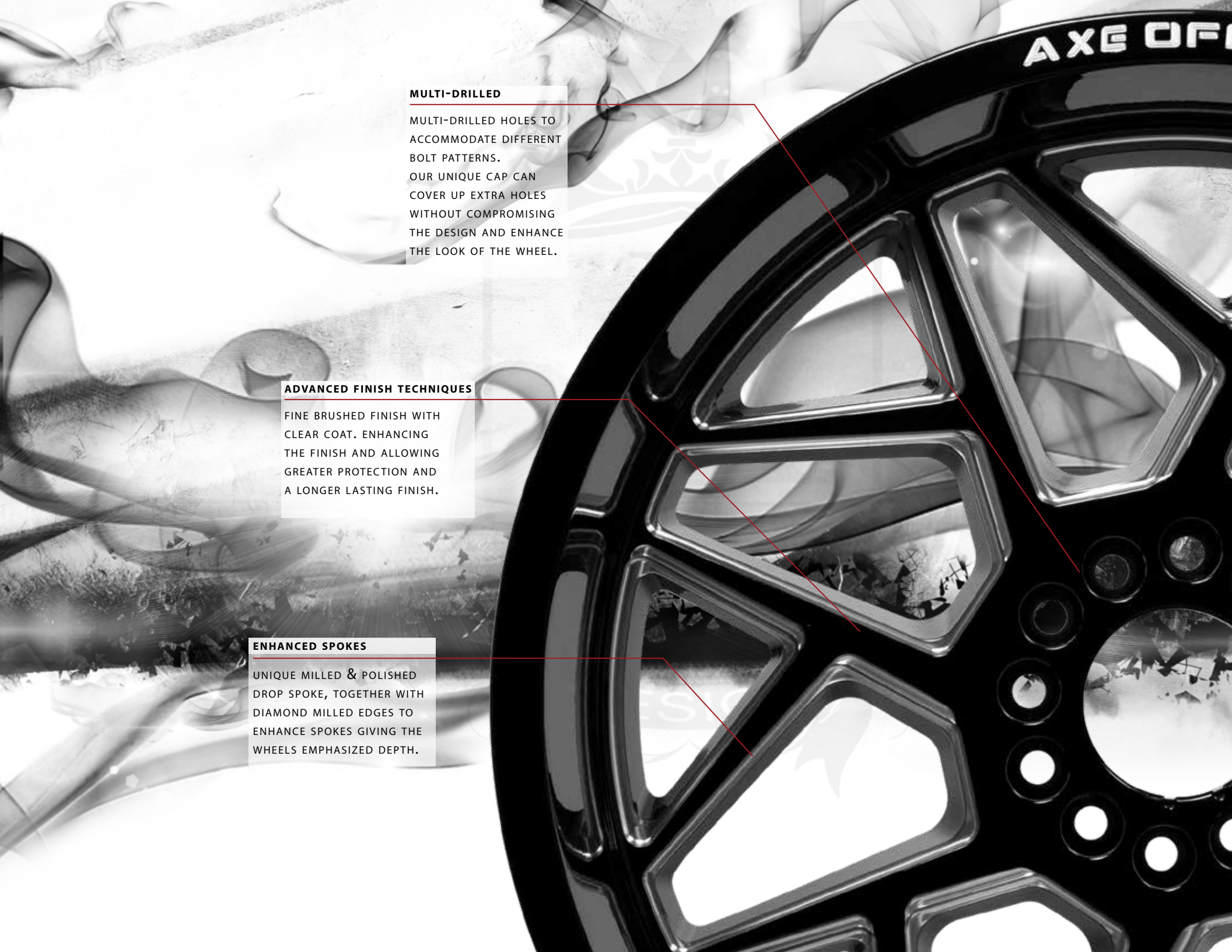
MULTI-DRILLED HOLES TO ACCOMMODATE DIFFERENT BOLT PATTERNS. OUR UNIQUE CAP CAN COVER UP EXTRA HOLES WITHOUT COMPROMISING THE DESIGN AND ENHANCE THE LOOK OF THE WHEEL.

**ADVANCED FINISH TECHNIQUES**

FINE BRUSHED FINISH WITH CLEAR COAT. ENHANCING THE FINISH AND ALLOWING GREATER PROTECTION AND A LONGER LASTING FINISH.

**ENHANCED SPOKES**

UNIQUE MILLED & POLISHED DROP SPOKE, TOGETHER WITH DIAMOND MILLED EDGES TO ENHANCE SPOKES GIVING THE WHEELS EMPHASIZED DEPTH.





**ATLAS**



### **GLOSS BLACK MILLED ACCENTS**

- 20x10-19 5x127/5x139 | 6x135/6x139
- 22x9.5+20 5x150 | 6x135/6x139
- 22x10-19 6x135/6x139 | 8x165 | 8x170 | 8x180
- 22x12-44 5x127/5x139 | 6x135/6x139 | 8x165 | 8x170 | 8x180
- 24x12-44 5x127/5x139 | 6x135/6x139 | 8x165 | 8x170 | 8x180
- 26x12-44 6x135/6x139 | 8x165 | 8x170 | 8x180

### **SILVER BRUSHED MILLED ACCENTS**

- 22x12-44 5x127/5x139 | 6x135/6x139
- 24x12-44 5x127/5x139 | 6x135/6x139 | 8x165 | 8x170 | 8x180
- 26x12-44 5x127/5x139 | 6x135/6x139 | 8x165 | 8x170 | 8x180

### **CHROME**

- 20x10-19 6x135/6x139
- 22x9.5+20 5x150 | 6x135/6x139
- 22x10-19 6x135/6x139 | 8x165 | 8x170 | 8x180
- 22x12-44 6x135/6x139 | 8x165 | 8x170 | 8x180
- 24x12-44 6x135/6x139 | 8x165 | 8x170 | 8x180
- 26x12-44 6x135/6x139 | 8x165 | 8x170 | 8x180



AXE OFF-ROAD

A  
XE  
OFF-ROAD

AXE OFF-ROAD



OFF

SPORT

F150





# KRATOS



## GLOSS BLACK MILLED ACCENTS

22x12-44 5x127/5x139 | 6x135/6x139  
24x14-76 5x127/5x139 | 6x135/6x139 | 8x165 | 8x170  
26x12-44 5x127/5x139 | 6x135/6x139 | 8x165 | 8x170 | 8x180

## CANDY RED MILLED ACCENTS

22x12-44 5x127/5x139 | 6x135/6x139  
24x14-44 5x127/5x139 | 6x135/6x139 | 8x165 | 8x170  
26x14-44 5x127/5x139 | 6x135/6x139 | 8x165 | 8x170 | 8x180

## CHROME

22x12-44 5x127/5x139 | 6x135/6x139  
24x14-76 5x127/5x139 | 6x135/6x139 | 8x165 | 8x170  
26x14-44 5x127/5x139 | 6x135/6x139 | 8x165 | 8x170 | 8x180





AXE OFF-ROAD

AXE OFF-ROAD

AXE  
OFF-ROAD

OFF







# CHRONOS



## CHROME

20x10-19	6x135/6x139
22x10-19	6x135/6x139   8x165   8x170   8x180
24x12-44	5x127/5x139   6x135/6x139   8x165   8x170   8x180



## GLOSS BLACK MILLED ACCENTS

20x10-19	5x127/5x139   6x135/6x139
22x10-19	6x135/6x139   8x165   8x170   8x180
24x12-44	5x127/5x139   6x135/6x139   8x165   8x170   8x180



AXE OFF-ROAD



AXE OFF-ROAD







# ARTEMIS



## GLOSS BLACK MILLED ACCENTS

20x9.5+15	5x150   6x135/6x139
20x10-19	5x127/5x139   6x135/6x139   8x165   8x170   8x180
20x12-44	5x127/5x139   6x135/6x139   8x165   8x170   8x180
22x10-44	6x135/139   8x165   8x170   8x180
22x12-44	5x127/5x139   6x135/6x139   8x165   8x170   8x180
24x14-76	5x127/5x139   6x135/6x139   8x165   8x170
26x14-76	5x127/5x139   6x135/6x139   8x165   8x170

## SATIN BLACK

20x9.5+15	5x150   6x135/6x139
20x10-19	5x150   6x135/6x139
20x12-44	5x127/5x139   6x135/6x139   8x170
22x10-44	6x135/139
22x12-44	5x127/5x139   6x135/6x139   8x165   8x170

## CHROME

20x10-19	6x135/6x139
22x12-44	6x135/6x139   8x165   8x170   8x180
24x14-76	6x135/6x139   8x165   8x170
26x14-76	5x127/5x139   6x135/6x139   8x165   8x170







OFF





# NEMESIS



## CHROME

22x12-44	5x127/139   6x135/139   8x165   8x170   8x180
24x12-44	6x135/139   8x165   8x170   8x180
26x12-44	6x135/139   8x165   8x170   8x180

## GLOSS BLACK MILLED ACCENTS

22x12-44	5x127/139   6x135/139   8x165   8x170   8x180
24x12-44	6x135/139   8x165   8x170   8x180
26x12-44	6x135/139   8x165   8x170   8x180



AXE OFF-ROAD



AXE OFF-ROAD



OFF







**ZEUS**



**CHROME**

20x10-19 6x135/6x139  
22x12-44 6x135/6x139

**GLOSS BLACK MILLED ACCENTS**

20x10-19 5x127/5x139 | 6x135/6x139 | 8x165 | 8x170  
20x12-44 5x127/5x139 | 6x135/6x139 | 8x165 | 8x170  
22x12-44 5x127/5x139 | 6x135/6x139 | 8x165 | 8x170





AXE OFF-ROAD

AXE OFF-ROAD

A  
X  
E  
OFF-ROAD

OFF







# HADES



## CHROME

- 20x9.5+15 6x135/6x139
- 20x10-19 5x127/5x139 | 6x135/6x139
- 22x12-44 6x135/6x139 | 8x165 | 8x170 | 8x180
- 24x12-44 6x135/6x139 | 8x165 | 8x170 | 8x180

## GLOSS BLACK MILLED ACCENTS

- 20x9.5+15 5x127/5x139 | 6x135/6x139
- 20x10-19 5x127/5x139 | 6x135/6x139
- 22x12-44 5x127/5x139 | 6x135/6x139 | 8x165 | 8x170 | 8x180
- 24x12-44 6x135/6x139 | 8x165 | 8x170 | 8x180



AXE OFF-ROAD

AXE OFF-ROAD

A  
XE  
OFF ROAD

OFF







# ICARUS

\*SIMULATED BEAD-LOCK



## SATIN BLACK

20x9.5+15 5x150 | 5x127/5x139 | 6x135/6x139 | 8x180  
20x10-19 5x150 | 5x127/5x139 | 6x135/6x139 | 8x165 | 8x170 | 8x180  
22x10-19 6x135/6x139 | 8x165 | 8x170 | 8x180  
22x12-44 5x150 | 5x127/5x139 | 6x135/6x139 | 8x165 | 8x170 | 8x180

## DARK BRONZE BLACK BEAD

20x9.5+15 5x150 | 5x127/5x139 | 6x135/6x139  
20x10-19 5x150 | 5x127/5x139 | 6x135/6x139 | 8x165 | 8x170 | 8x180  
22x10-19 6x135/6x139 | 8x165 | 8x170 | 8x180  
22x12-44 5x150 | 5x127/5x139 | 6x135/6x139 | 8x165 | 8x170 | 8x180











# CHAOS

\*SIMULATED BEAD-LOCK



## DIRTY BRONZE

17X9-40 5x127 | 6x139

20X9-0 5x150 | 6x139

## CANDY RED

17X9-40 5x127 | 6x139

20X9-0 5x150 | 6x139

## SATIN BLACK

17X9-40 5x127 | 6x139

20X9-0 5x150 | 6x139

## BLACK DDT

20X9-0 5x150 | 6x139





# HELIOS



## SATIN DDT

17x9-40 5x127 | 6x139  
20x9 -0 5x150 | 5x127 | 6x139

## SATIN RED

17x9-40 5x127 | 6x139  
20x9 -0 5x150 | 5x127 | 6x139





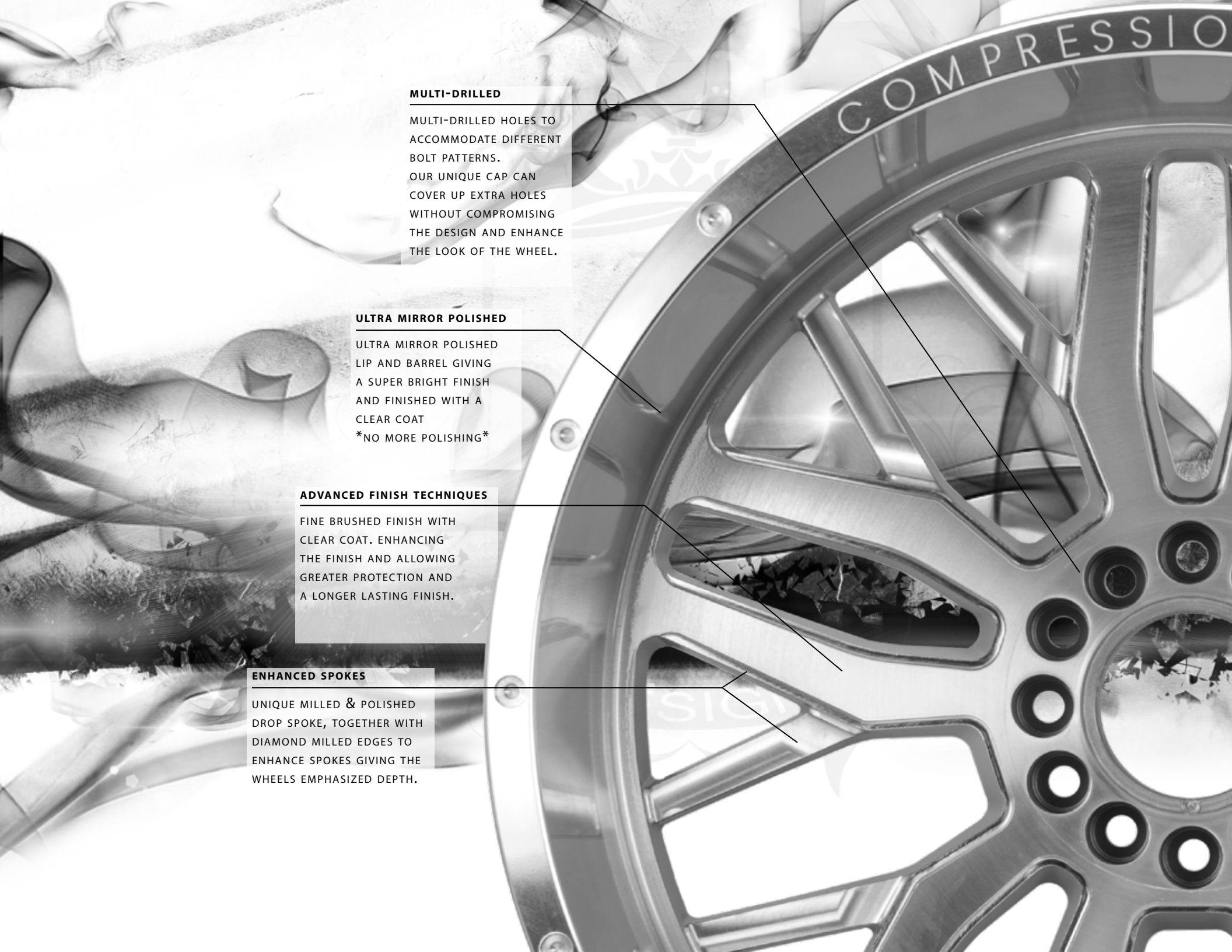
COMPRESSION FORMED IS A STATE OF THE ART WHEEL PRODUCTION PROCESS. USING HYBRID TECHNOLOGY COMBINING FORGED AND CAST TO PRODUCE A STRONGER LIGHTER PRODUCT. THE RIM OF THE WHEEL IS COMPRESSED AT HIGH SPEED AND THE ALUMINUM IS FORGED TO THE REQUIRED SPECIFICATIONS . THIS TECHNIQUE IS CALLED COMPRESSION FORMED, THIS PROCESS NOT ONLY ENHANCES THE STRENGTH OF THE WHEEL BUT ALSO CREATES A MUCH LIGHTER WHEEL THAN NORMAL CAST WHEELS WHILE NOT BEING A FULL FORGED WHEEL. RESULTING IN ENHANCED VEHICLE PERFORMANCE AND GREATER FUEL EFFICIENCY.



**UNIQUE CAP DESIGN**

OUR DISTINCTIVE CAP DESIGN ALLOWS FOR EXPOSED LUGS AND HIDES THE UNUSED MULTI-DRILLED HOLES. GIVING YOU FURTHER CUSTOMIZATION WITH CUSTOM LUGS .





**MULTI-DRILLED**

MULTI-DRILLED HOLES TO ACCOMMODATE DIFFERENT BOLT PATTERNS. OUR UNIQUE CAP CAN COVER UP EXTRA HOLES WITHOUT COMPROMISING THE DESIGN AND ENHANCE THE LOOK OF THE WHEEL.

**ULTRA MIRROR POLISHED**

ULTRA MIRROR POLISHED LIP AND BARREL GIVING A SUPER BRIGHT FINISH AND FINISHED WITH A CLEAR COAT  
\*NO MORE POLISHING\*

**ADVANCED FINISH TECHNIQUES**

FINE BRUSHED FINISH WITH CLEAR COAT. ENHANCING THE FINISH AND ALLOWING GREATER PROTECTION AND A LONGER LASTING FINISH.

**ENHANCED SPOKES**

UNIQUE MILLED & POLISHED DROP SPOKE, TOGETHER WITH DIAMOND MILLED EDGES TO ENHANCE SPOKES GIVING THE WHEELS EMPHASIZED DEPTH.



AX6.2



# COMPRESSION FORMED SERIES



## **AX6.0** GLOSS BLACK MILLED ACCENTS

22x12-44  
5x127/139 | 6x135/139 | 8x165 | 8x170 | 8x180

24x12-44  
6x135/139 | 8x165 | 8x170

24x14-76  
6x135/139 | 8x165 | 8x170

26x14-76  
5x127/139 | 6x135/139 | 8x165 | 8x170 | 8x180

## **AX6.1** SILVER BRUSHED MILLED ACCENTS

22x12-44  
5x127/139 | 6x135/139 | 8x165 | 8x170 | 8x180

24x12-44  
6x135/139 | 8x165 | 8x170

26x14-76  
5x127/139 | 6x135/139 | 8x165 | 8x170 | 8x180

## **AX6.2** CANDY RED MILLED ACCENTS

22x12-44  
5x127/139 | 6x135/139 | 8x165 | 8x170 | 8x180

24x12-44  
6x135/139 | 8x170

24x14-76  
5x127/139 | 6x135/139 | 8x165 | 8x170

26x14-76  
5x127/139 | 6x135/139 | 8x165 | 8x170 | 8x180







# COMPRESSION FORMED SERIES



## **AX5.2** CANDY RED MILLED ACCENTS

22x10-19  
6x135/139 | 8x165 | 8x170 | 8x180

22x12-44  
5x127/139 | 6x135/139 | 8x165 | 8x170 | 8x180

24x12-44  
6x135/139 | 8x165 | 8x170 | 8x180

## **AX5.1** SILVER BRUSHED MILLED ACCENTS

22x10-44  
5x127/139 | 8x165 | 8x170 | 8x180

22x12-44  
5x127/139 | 6x135/139 | 8x165 | 8x170 | 8x180

24x12-44  
6x135/139

## **AX5.0** GLOSS BLACK MILLED ACCENTS

22x10-19  
6x135/139 | 8x165 | 8x170 | 8x180

22x12-44  
5x127/139 | 6x135/139 | 8x165 | 8x170 | 8x180

24x12-44  
6x135/139 | 8x165 | 8x170 | 8x180

AX5.2











AX2.7  
LIMITED EDITION



**COMPRESSION**  
**FORMED**  
SERIES



**AX2.7** CANDY BLUE  
MILLED ACCENTS

20x12-19	5x127/139
22x12-44	5x127/139   6x135/139   8x165   8x170
24x14-76	5x127/139   6x135/139   8x165   8x170   8x180
26x14-76	5x127/139   6x135/139   8x165   8x170   8x180









**AX2.0** GLOSS BLACK  
 MILLED ACCENTS

20x10-19  
 5x127/139 | 6x135/139 | 8x165 | 8x170 | 8x180

20x12-44  
 5x127/139 | 6x135/139 | 8x165 | 8x170 | 8x180

22x10-19  
 5x127/139 | 6x135/139 | 8x165 | 8x170 | 8x180

22x12-44  
 5x127/139 | 6x135/139 | 8x165 | 8x170 | 8x180

24x14-76  
 5x127/139 | 6x135/139 | 8x165 | 8x170 | 8x180

**AX2.1** SILVER BRUSHED  
 MILLED ACCENTS

20x10-19  
 5x127/139 | 6x135/139 | 8x165 | 8x170 | 8x180

20x12-44  
 5x127/139 | 6x135/139 | 8x165 | 8x170 | 8x180

22x10-19  
 5x127/139 | 6x135/139 | 8x165 | 8x170 | 8x180

22x12-44  
 5x127/139 | 6x135/139 | 8x165 | 8x170 | 8x180

24x14-76  
 5x127/139 | 6x135/139 | 8x165 | 8x170 | 8x180

**AX2.2** CANDY RED  
 MILLED ACCENTS

20x10-19  
 5x127/139 | 6x135/139 | 8x170 | 8x180

20x12-44  
 6x135/139

22x10-19  
 6x135/139 | 8x165 | 8x170 | 8x180

22x12-44  
 5x127/139 | 6x135/139 | 8x165 | 8x170 | 8x180

24x14-76  
 5x127/139 | 6x135/139 | 8x165 | 8x170 | 8x180

**AX2.4** KARBON BRUSHED  
 MILLED ACCENTS

20x10-19  
 5x127/139 | 6x135/139 | 8x165 | 8x170 | 8x180

22x12-44  
 5x127/139 | 6x135/139 | 8x165 | 8x170 | 8x180

24x14-76  
 6x135/139







**AX1.0** GLOSS BLACK  
MILLED ACCENTS

22x12-44  
5x127/139 | 6x135/139 | 8x165 | 8x170 | 8x180

22x14-76  
6x135/139 | 8x165 | 8x170 | 8x180

24x12-44  
5x127/139 | 6x135/139 | 8x165 | 8x170 | 8x180

**AX1.1** SILVER BRUSHED  
MILLED ACCENTS

22x12-44  
5x127/139 | 6x135/139 | 8x165 | 8x170 | 8x180

22x14-76  
6x135/139 | 8x165 | 8x170 | 8x180

24x12-44  
5x127/139 | 6x135/139 | 8x165 | 8x170 | 8x180

**AX1.2** CANDY RED  
MILLED ACCENTS

22x12-44  
5x127/139 | 6x135/139 | 8x165 | 8x170 | 8x180

22x14-76  
6x135/139 | 8x165 | 8x170

24x12-44  
5x127/139 | 6x135/139 | 8x165 | 8x170

**AX1.4** KARBON BRUSHED  
MILLED ACCENTS


22x12-44  
5x127/139 | 6x135/139 | 8x165 | 8x170 | 8x180

22x14-76  
6x135/139 | 8x165 | 8x170 | 8x180

24x12-44  
5x127/139 | 6x135/139



AF6



AF7

AF6



# FORGED SERIES

\*THE FULLY POLISHED WHEEL HAS NO CLEAR COATING AND REQUIRES CONSTANT CARE.

## AF7 FULLY POLISHED

22x10-19  
5x127/139 | 6x135/139 | 8x165

22x12-44  
5x127/139 | 6x135/139 | 8x165 | 8x170 | 8x180

24x14-76  
5x127/139 | 6x135/139 | 8x165 | 8x170 | 8x180

26x14-76  
5x127/139 | 6x135/139

## AF6 FULLY POLISHED

22x10-19  
5x127/139 | 6x135/139 | 8x165

22x12-44  
6x135/139 | 8x165 | 8x170 | 8x180

24x14-76  
6x135/139 | 8x165 | 8x170 | 8x180

26x14-76  
6x135/139 | 8x165 | 8x170 | 8x180









# EX CLASSIC COLLECTION

EX10



EX18



EX31



EX27



EX12



EX19



**18"**

8



5x108 | 5x110 | 5x112  
5x114 | 5x115 | 5x120

- EX18 GLOSS BLACK POLISHED FACE
- EX18 SATIN GREY
- EX12 GLOSS BLACK MACHINE FACE
- EX27 GLOSS BLACK MACHINE FACE
- EX10 MATT BLACK
- EX10 SILVER MIRROR LIP
- EX10 GLOSS BLACK MIRROR LIP

**19"**

8.5 | 9.5



5x108 | 5x110 | 5x112  
5x114 | 5x115 | 5x120

- EX19 GLOSS BLACK POLISHED FACE
- EX18 GLOSS SILVER BRUSHED FACE
- EX12 GLOSS BLACK POLISHED FACE
- EX12 GLOSS SILVER MACHINE FACE

**20"**

8.5 | 10



5x108 | 5x110 | 5x112  
5x114 | 5x115 | 5x120

- EX19 GLOSS BLACK POLISHED FACE
- EX19 GLOSS BLACK FACE SPUN BARREL
- EX18 SATIN GREY

**20"**

9 | 10.5



5x108 | 5x110 | 5x112  
5x114 | 5x115 | 5x120

- EX31 GLOSS SILVER MIRROR FACE
- EX31 GLOSS BLACK MIRROR FACE
- EX18 GLOSS BLACK POLISHED FACE
- EX18 SILVER BRUSHED FACE
- EX18 GLOSS WHITE BRUSHED FACE
- EX18 SATIN GREY
- EX12 GLOSS BLACK MACHINED FACE
- EX12 GLOSS SILVER MACHINED FACE









# CS LITE



**18"**

8.5

5x108 | 5x110 | 5x112  
5x114 | 5x115 | 5x120

CS LITE GLOSS BLACK  
CS LITE HYPER BLACK

**19"**

8.5 | 9.5

5x108 | 5x110 | 5x112  
5x114 | 5x115 | 5x120

CS LITE GLOSS BLACK  
CS LITE HYPER BLACK

**20"**

8.5 | 10

5x108 | 5x110 | 5x112  
5x114 | 5x115 | 5x120

CS LITE GLOSS BLACK  
CS LITE HYPER BLACK



# EX34



18"

8.5

5x108 | 5x110 | 5x112  
5x114 | 5x115 | 5x120

EX34 GLOSS BLACK

19"

8.5

5x108 | 5x110 | 5x112  
5x114 | 5x115 | 5x120

EX34 GLOSS BLACK







# EX33



**20**

8.5 | 10

5x108 | 5x110 | 5x112  
5x114 | 5x115 | 5x120



EX33 GLOSS BLACK MILLED

EX33 GLOSS BLACK MIRROR FACE

**22"**

9 | 10.5

5x108 | 5x110 | 5x112 | 5x114  
5x115 | 5x120 | 5x127 | 5x130



EX33 GLOSS BLACK MILLED

EX33 GLOSS BLACK MIRROR FACE



AXE DESIGN















# EX20



**19"**

8.5 | 9.5

5x108 | 5x110 | 5x112  
5x114 | 5x115 | 5x120



EX20 GLOSS BLACK MIRROR FACE  
EX20 BLACK FACE-POLISHED BARREL  
EX20 SILVER MIRROR FACE/BARREL

**20"**

8.5 | 10

5x108 | 5x110 | 5x112  
5x114 | 5x115 | 5x120



EX20 GLOSS BLACK MIRROR FACE  
EX20 BLACK FACE-POLISHED BARREL  
EX20 SILVER MIRROR FACE/BARREL  
EX20 CANDY RED  
EX20 GLOSS WHITE FACE

**22"**

9 | 10.5

5x108 | 5x110 | 5x112 | 5x114  
5x115 | 5x120 | 5x127 | 5x130



EX20 GLOSS BLACK MIRROR FACE  
EX20 BLACK FACE-POLISHED BARREL  
EX20 SILVER MIRROR FACE/BARREL  
EX20 CANDY RED  
EX20 GLOSS WHITE FACE











# EX30



**19"**

8.5 | 9.5

5x108 | 5x110 | 5x112  
5x114 | 5x115 | 5x120

- EX30 GLOSS BLACK MIRROR FACE
- EX30 GLOSS BLACK
- EX30 SILVER MIRROR FACE
- EX30 DIRTY BRONZE

**20"**

8.5 | 10

5x108 | 5x110 | 5x112  
5x114 | 5x115 | 5x120

- EX30 GLOSS BLACK MIRROR FACE
- EX30 GLOSS BLACK
- EX30 SILVER MIRROR FACE
- EX30 DIRTY BRONZE

**22"**

9 | 10.5

5x108 | 5x110 | 5x112 | 5x114  
5x115 | 5x120 | 5x127 | 5x130

- EX30 GLOSS BLACK MIRROR FACE
- EX30 GLOSS BLACK
- EX30 SILVER MIRROR FACE
- EX30 DIRTY BRONZE





# EX20-R



## SILVER MIRROR FACE MILLED ACCENTS

24x10 5x114.3 | 5x135 | 5x139.7 | 5x150  
6x114.3 | 6x135 | 6x139.7

26x10 5x114.3 | 5x135 | 5x139.7 | 5x150  
6x114.3 | 6x135 | 6x139.7

## GLOSS BLACK MILLED ACCENTS

24x10 5x114.3 | 5x135 | 5x139.7 | 5x150  
6x114.3 | 6x135 | 6x139.7

26x10 5x114.3 | 5x135 | 5x139.7 | 5x150  
6x114.3 | 6x135 | 6x139.7

## CHROME MILLED ACCENTS

24x10 5x114.3 | 5x135 | 5x139.7 | 5x150  
6x114.3 | 6x135 | 6x139.7

26x10 5x114.3 | 5x135 | 5x139.7 | 5x150  
6x114.3 | 6x135 | 6x139.7









# EX40



**20"**

8.5 | 10

5x108 | 5x110 | 5x112 | 5x114  
5x115 | 5x120 | 5x127 | 5x130

- EX40 GLOSS BLACK MIRROR FACE
- EX40 GLOSS BLACK
- EX40 SILVER MIRROR FACE

**22"**

9 | 10.5

5x108 | 5x110 | 5x112 | 5x114  
5x115 | 5x120 | 5x127 | 5x130

- EX40 GLOSS BLACK MIRROR FACE
- EX40 GLOSS BLACK
- EX40 SILVER MIRROR FACE











COMPRESSION  
FORGED  
SERIES

# CF1



20" 9 | 10 | 10.5 | 11

5x108 | 5x110 | 5x112 | 5x114  
5x115 | 5x120 | 5x127 | 5x130

CF1 GLOSS BLACK MIRROR FACE

CF1 SILVER MIRROR FACE

CF1 GLOSS BLACK

CF1 CARBON

**COMPRESSION**  
**FORMED**  
SERIES





\*RENDERED IMAGE





# COMPRESSION FORMED SERIES



# CF2



**20"**

8.5 | 10

5x108 | 5x110 | 5x112 | 5x114  
5x115 | 5x120 | 5x127 | 5x130



- CF2 GLOSS BLACK MIRROR FACE
- CF2 GLOSS BLACK
- CF2 SILVER MIRROR FACE

**21"**

9 | 10.5

5x108 | 5x110 | 5x112 | 5x114  
5x115 | 5x120 | 5x127 | 5x130



- CF2 GLOSS BLACK MIRROR FACE
- CF2 GLOSS BLACK
- CF2 SILVER MIRROR FACE

**22"**

9 | 10.5

5x108 | 5x110 | 5x112 | 5x114  
5x115 | 5x120 | 5x127 | 5x130



- CF2 GLOSS BLACK MIRROR FACE
- CF2 GLOSS BLACK
- CF2 SILVER MIRROR FACE