

# Installation Instructions



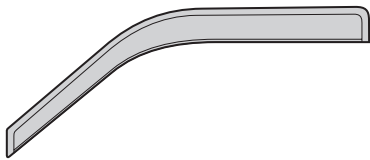
## Ventvisor® Deflector

### Important Safety Information

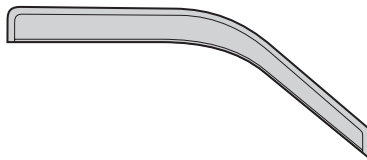


- CAUTION - Before driving, ensure that the vent visor deflector is properly anchored to vehicle.
- Do not use automatic “brush-style” car washes.
- Do not use cleaning solvents of any kind.
- Periodically check all components for tightness.

### Contents - 2 Piece Set **NOTE:** Actual product may vary from illustration.



Front Driver  
Side Visor



Front Passenger  
Side Visor



Alcohol Pad x2

### Tools Required



Car Wash Supplies



Clean Towel

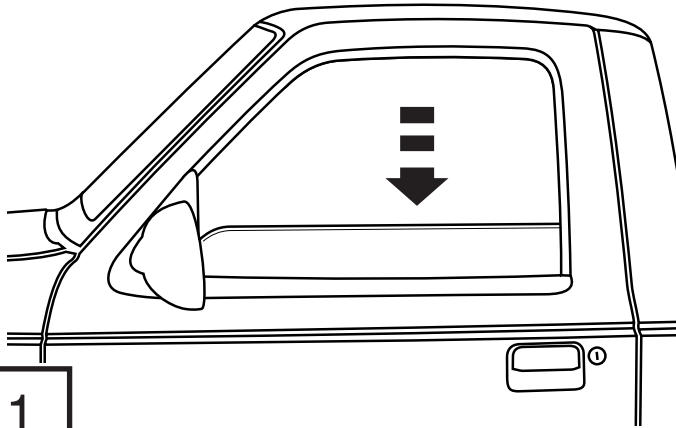
### Preparation Before Painting / Installation

- A trial fit is recommended to ensure proper positioning and fit.
- Check fit of parts before painting as we will not accept the return of modified or painted parts.
- Wash your vehicle's door window channels to remove any debris and/or dirt.
- Dry the door window channels with a clean towel.

# Installation Steps

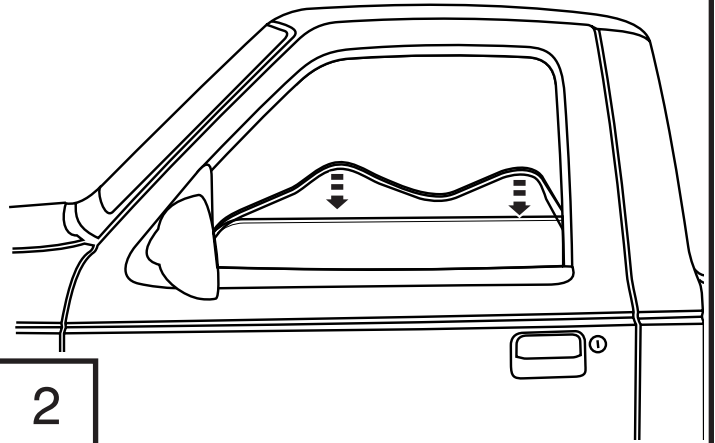
**NOTE:** Actual application may vary slightly from illustrations.

Lower driver side window.



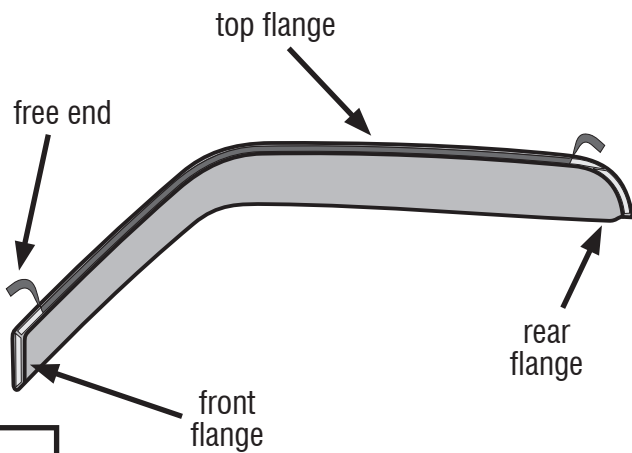
1

Pull down on rubber window channel to expose metal window frame.



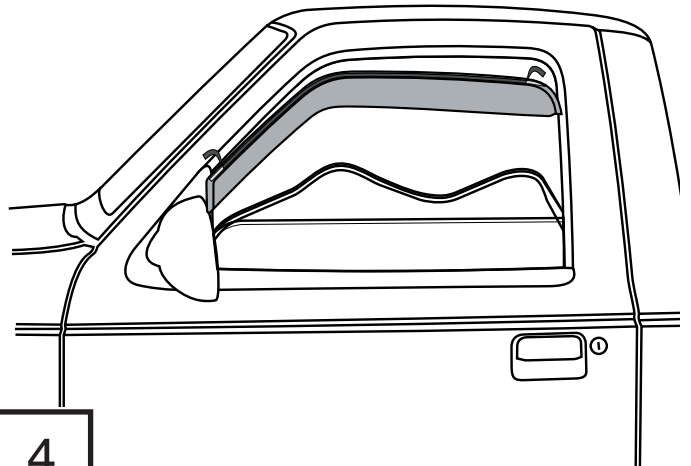
2

Remove tape liner from front & rear flanges. Peel back 2" of tape liner from each end of top flange.



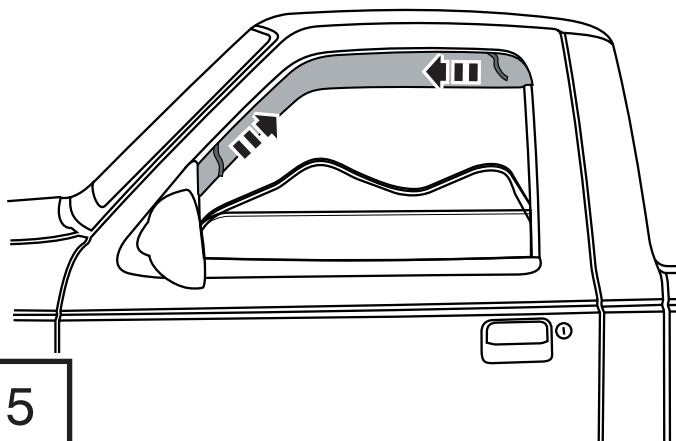
3

Insert visor into window frame, front flange first.



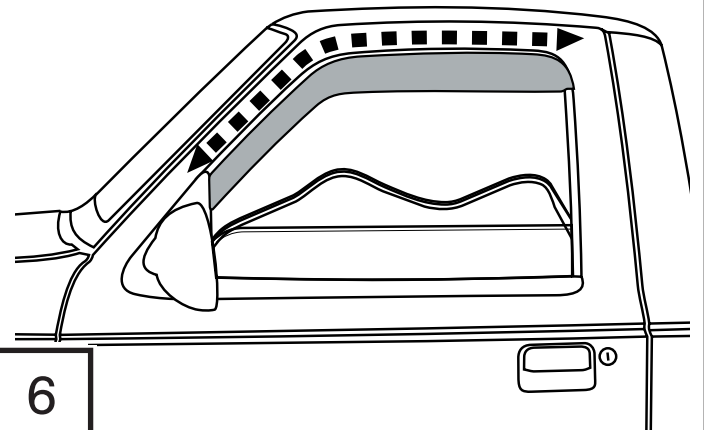
4

Remove remaining tape liner by pulling on free ends of exposed tape.



5

Apply firm pressure to all tape flanges to ensure proper adhesion.

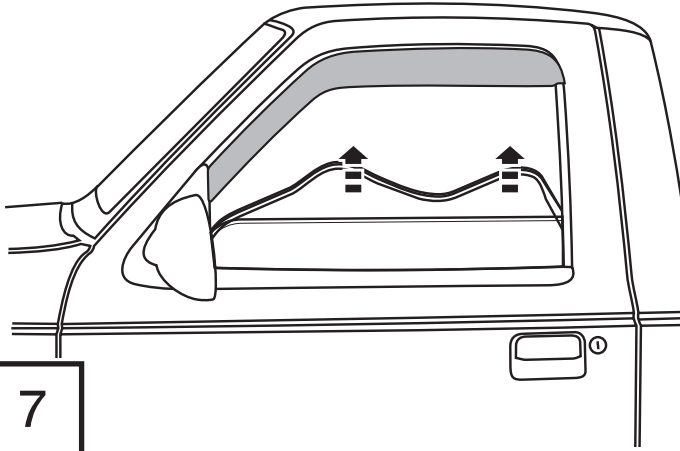


6

## Installation Steps

**NOTE:** Actual application may vary slightly from illustrations.

Reinstall rubber window channel and roll window up completely to fully seat the channel.



Repeat **Steps 1-7** for the opposite side door.

## Care and Cleaning

- Wash only with mild soap & dry with a clean cloth.

## Congratulations!

You have purchased one of the many quality Auto Ventshade™ branded products offered by Lund International, Inc. We take the utmost pride in our products and want you to enjoy years of satisfaction from your investment. We have made every effort to ensure that your product is top quality in terms of fit, durability, finish and ease of installation.



Check out the collection of rain guards and wind deflectors we offer.