

# Installation Instructions



## Bugflector<sup>®</sup> - Bugflector II<sup>®</sup> - Carflector<sup>®</sup> - Chrome Hood Shield<sup>™</sup>

### Important Safety Information



- CAUTION - Before driving, ensure that the hood shield is properly secured to vehicle.
- Do not use automatic "brush-style" car washes.
- Do not use cleaning solvents of any kind.
- Periodically check all components for tightness.

### Contents

**NOTE:** Actual product may vary from illustration.



Hood shield



Bump On x4




Fastener X6

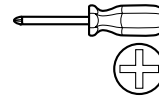
### Tools Required



Car Wash Supplies



Clean Towel



Phillips Head Screwdriver

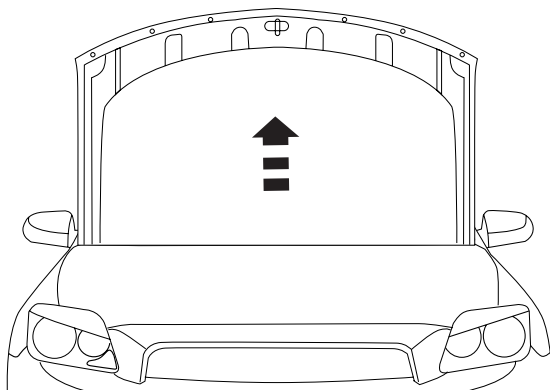
### Preparation Before Painting / Installation

- A trial fit is recommended to ensure proper positioning and fit.
- Check fit of parts before painting as we will not accept the return of modified or painted parts.
- Wash and dry your vehicle to remove any debris and/or dirt from the installation area.

### Installation Steps

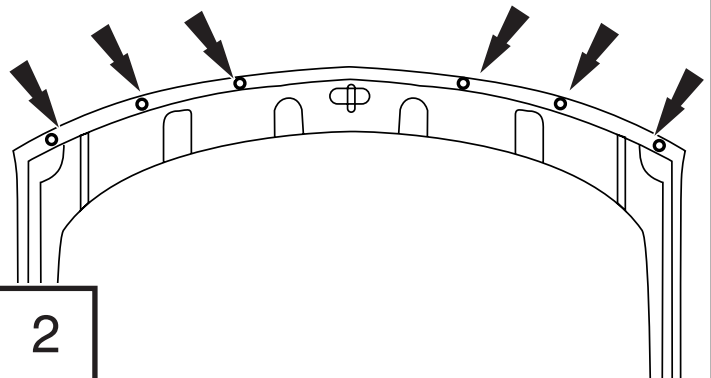
**NOTE:** Actual application may vary slightly from illustrations.

Raise Hood.



1

Locate (6) circular holes on the underside of hood.  
Clean the area around holes with a clean cloth.

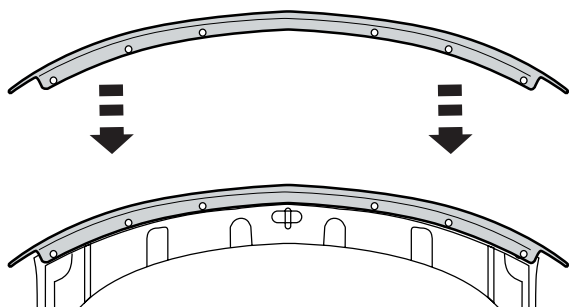


2

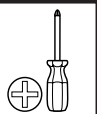
## Installation Steps

**NOTE:** Actual application may vary slightly from illustrations.

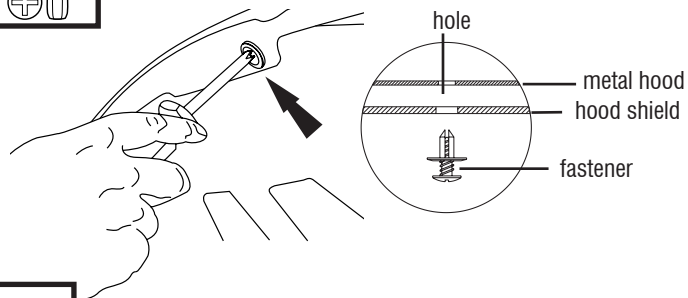
Align holes in hood shield with holes in underside of hood.



3



Install (6) fasteners with phillips head screwdriver.

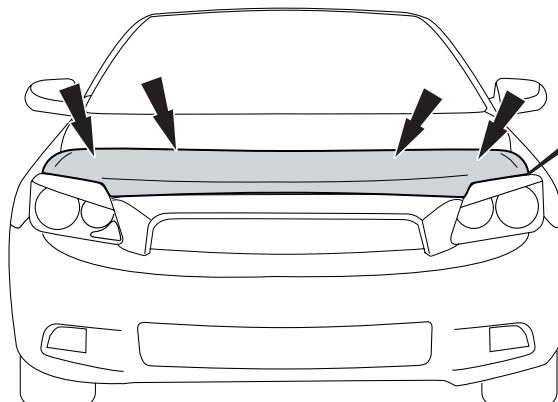


4

**DO NOT OVERTIGHTEN.**



Apply 4 bump on's to hood surface.



5

## Care and Cleaning

- Wash only with mild soap & dry with a clean cloth.

## Congratulations!

You have purchased one of the many quality Auto Ventshade™ branded products offered by Lund International, Inc. We take the utmost pride in our products and want you to enjoy years of satisfaction from your investment. We have made every effort to ensure that your product is top quality in terms of fit, durability, finish and ease of installation.



Check out the collection of stone and bug deflectors we offer.