

Installation Instructions



Bugflector® - Bugflector II® - Carflector® - Chrome Hood Shield™

Important Safety Information



- CAUTION - Before driving, ensure that the hood shield is properly secured to vehicle.
- Do not use automatic "brush-style" car washes.
- Do not use cleaning solvents of any kind.
- Periodically check all components for tightness.

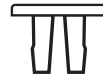
Contents **NOTE:** Actual product may vary from illustration.



Hood shield



Bump Ons x4



Hood Insert x6
(39-4150)



Washer x6
(98022)




Screws x6
(98023)

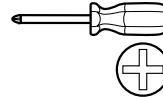
Tools Required



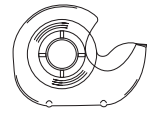
Car Wash Supplies



Clean Towel



Phillips Screwdriver



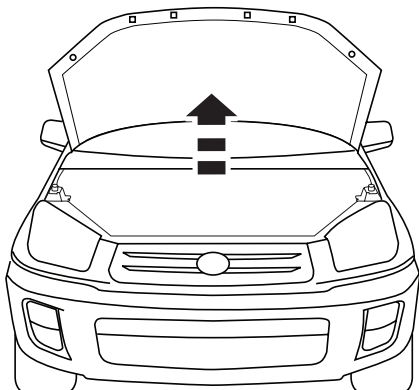
Tape

Preparation Before Painting / Installation

- A trial fit is recommended to ensure proper positioning and fit.
- Check fit of parts before painting as we will not accept the return of modified or painted parts.
- Wash and dry your vehicle to remove any debris and/or dirt from the installation area.

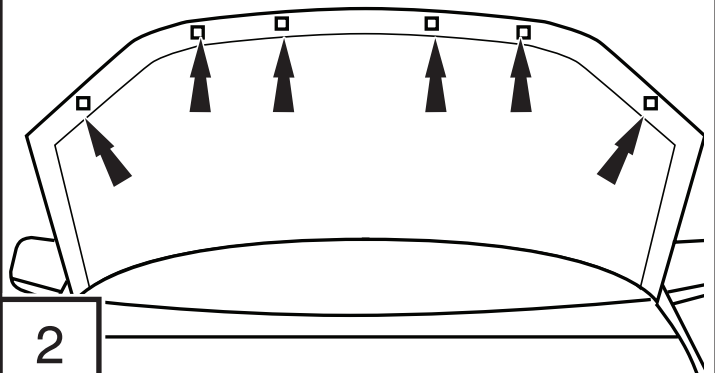
Installation Steps **NOTE:** Actual application may vary slightly from illustrations.

Open hood.



1

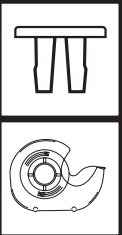
Locate (6) square holes on underside of hood.



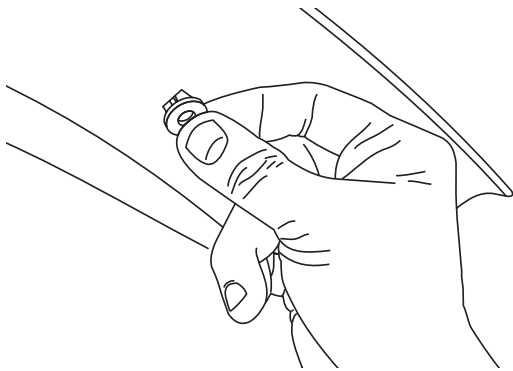
2

Installation Steps

NOTE: Actual application may vary slightly from illustrations.

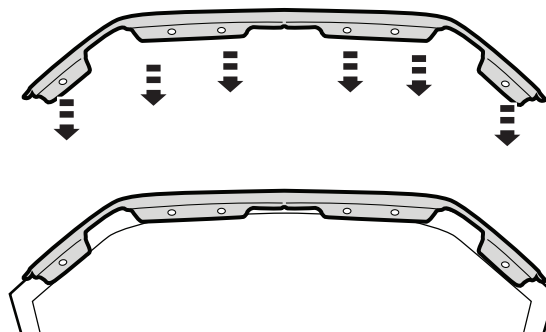


Press (6) hood inserts into the (6) square holes. If necessary use tape to hold them firmly in place.

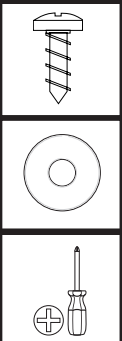


3

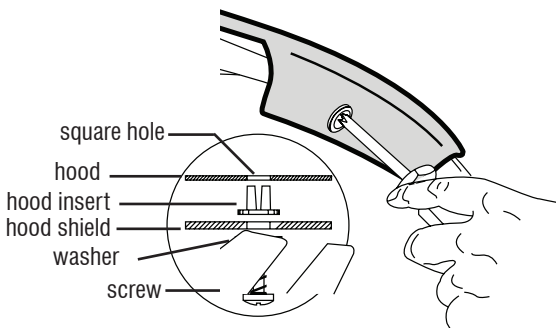
Align pre-drilled holes in hood shield with holes in hood. Place hood shield on hood.



4



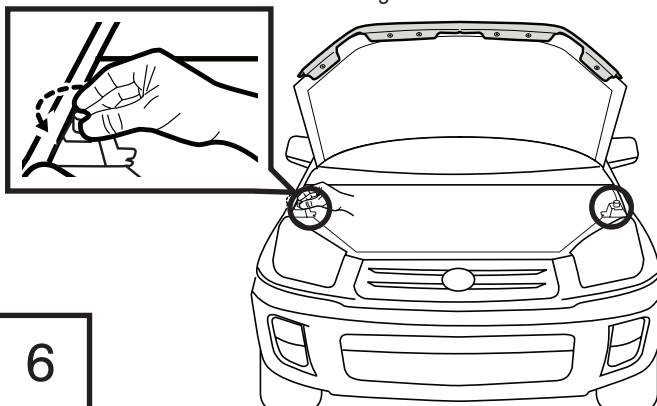
Using a phillips screwdriver install (6) screws with (6) washers at the locations noted in **Step 3**.



DO NOT OVER TIGHTEN

5

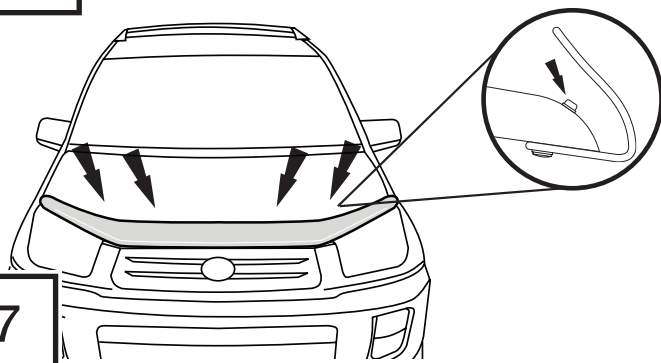
Adjust bumper stops as needed to ensure hood shield clears grille and headlights.



6



Close hood, and install bump ons at pre-cleaned locations on the painted hood surface.



7

Care and Cleaning

- Wash only with mild soap & dry with a clean cloth.

Congratulations!

You have purchased one of the many quality Auto Ventshade™ branded products offered by Lund International, Inc. We take the utmost pride in our products and want you to enjoy years of satisfaction from your investment. We have made every effort to ensure that your product is top quality in terms of fit, durability, finish and ease of installation.



Check out the collection of stone and bug deflectors we offer.