

Installation Instructions



Bugflector[®] - Bugflector II[®] - Carflector[®] - Chrome Hood Shield[™]

Important Safety Information



- CAUTION - Before driving, ensure that the hood shield is properly secured to vehicle.
- Do not use automatic "brush-style" car washes.
- Do not use cleaning solvents of any kind.
- Periodically check all components for tightness.

Contents **NOTE:** Actual product may vary from illustration.



Hood Shield



Alcohol Pad x2



Bump On x4

Tools Required



Car Wash Supplies



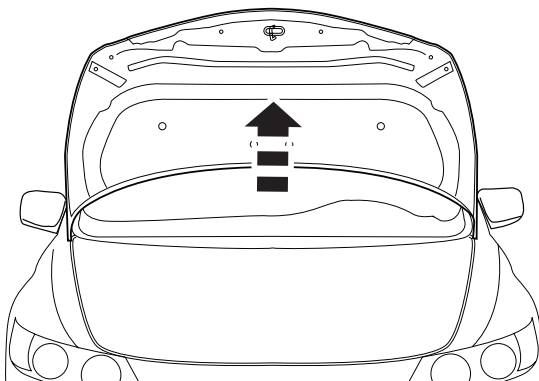
Clean Towel

Preparation Before Painting / Installation

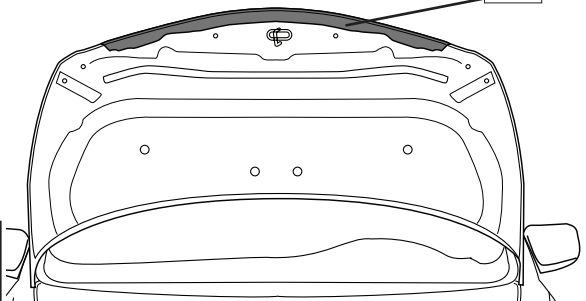
- A trial fit is recommended to ensure proper positioning and fit.
- Check fit of parts before painting as we will not accept the return of modified or painted parts.
- Wash and dry your vehicle to remove any debris and/or dirt from the installation area.

Installation Steps **NOTE:** Actual application may vary slightly from illustrations.

Open hood.



Locate chrome trim under hood and clean mounting surface with alcohol pads.



Installation Steps

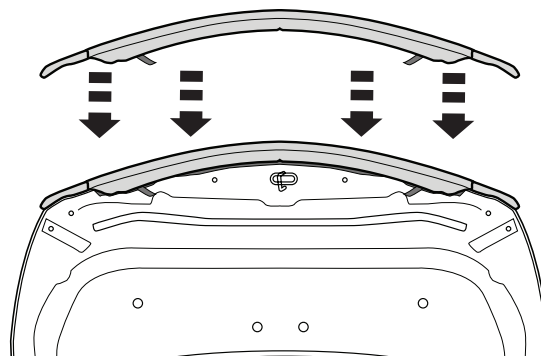
NOTE: Actual application may vary slightly from drawings.

Peel back 2" (5 cm) of tape liner from each end of bottom flange.



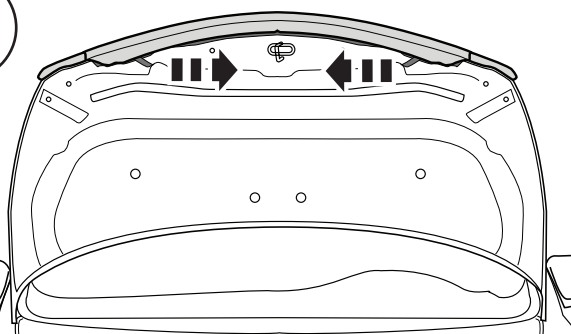
3

Align hood shield with chrome hood trim.



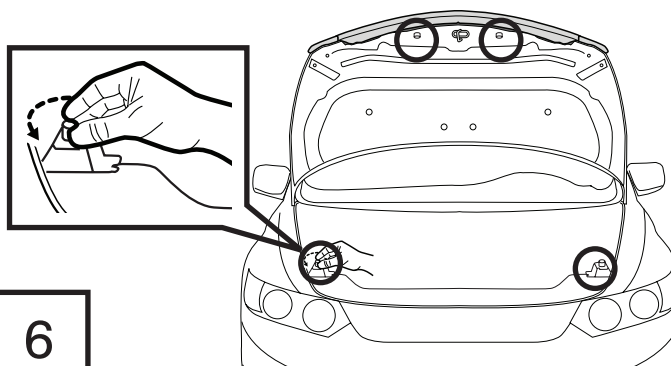
4

Remove remaining tape liner by pulling on exposed ends. Apply pressure to outboard flanges to ensure tape adhesion.



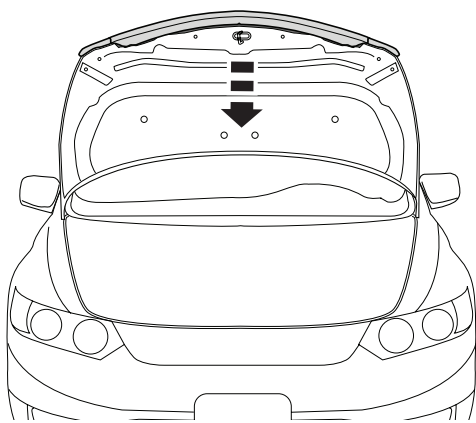
5

Adjust bumper stops as needed to ensure hood shield clears grille and headlights.




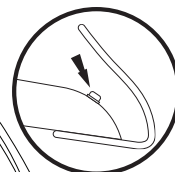
6

Close hood.



7

Install (4) bump ons.



8

Care and Cleaning

- Wash only with mild soap & dry with a clean cloth.

Congratulations!

You have purchased one of the many quality Auto Ventshade™ branded products offered by Lund International, Inc. We take the utmost pride in our products and want you to enjoy years of satisfaction from your investment. We have made every effort to ensure that your product is top quality in terms of fit, durability, finish and ease of installation.



When it comes to quality stone and bug deflectors, AVS is the brand you can depend on.